



2017 King County Firearm Violence

King County Prosecuting Attorney's Office - Crime Strategies Unit
paocsu@kingcounty.gov

927
 verified shots
 fired incidents


In King County, 57 people were killed with firearms in 2017 and an additional 183 people were wounded by a firearm but survived their injuries. These numbers come from the 8 agencies that have historically had the most gun violence, and do not include suicides or officer involved shootings. 83% of the victims were male; 83% of the victims were people of color; and 49% of the victims were under the age of 25.

In addition to the 240 shooting incidents that resulted in injury or death, there were 687 shots fired incidents verified through shell casings, damage to property from bullet strikes, or eyewitnesses.


2017 Shootings By Month ● Homicide ● Non-fatal Injury



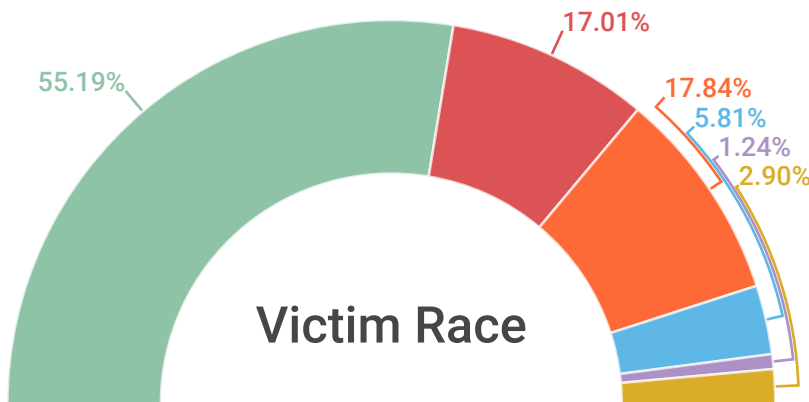
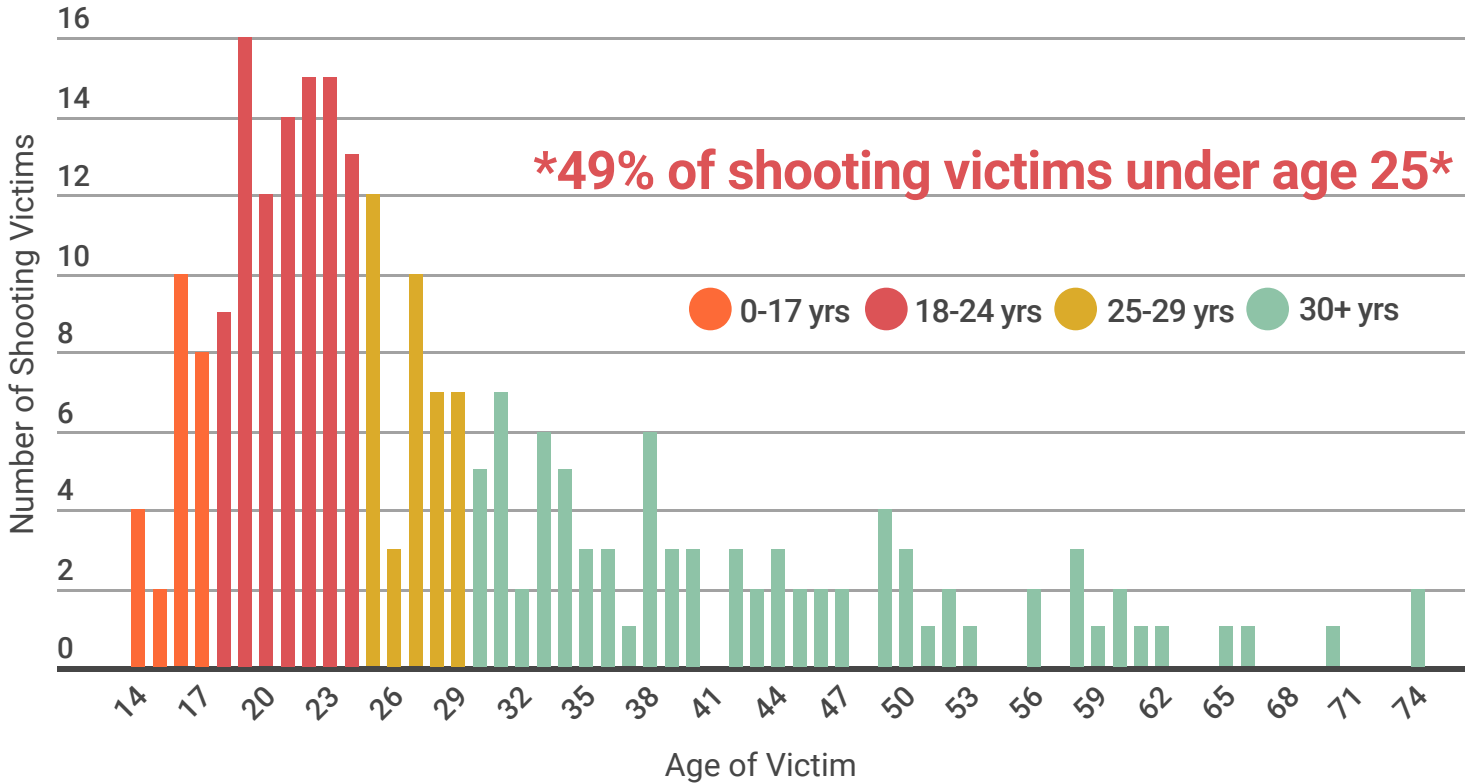
Shooting Victim Demographics



83% Male
200/240 Victims



17% Female
40/240 Victims

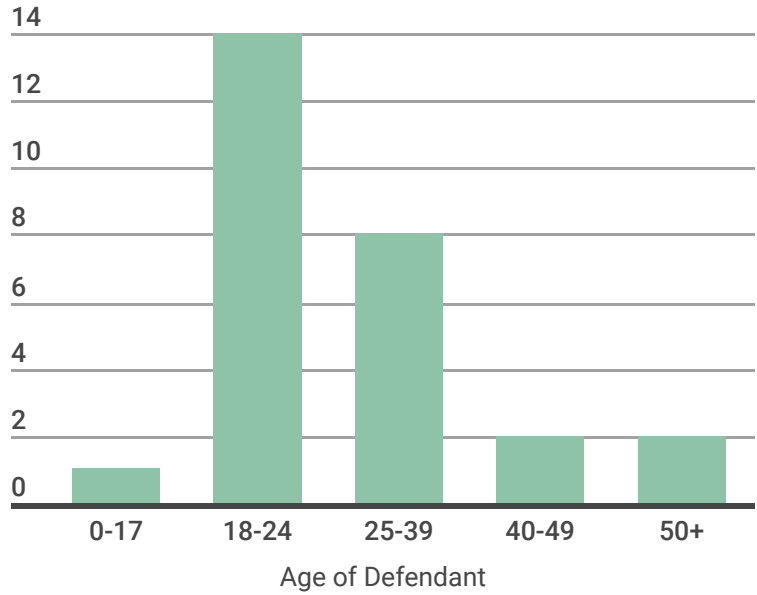
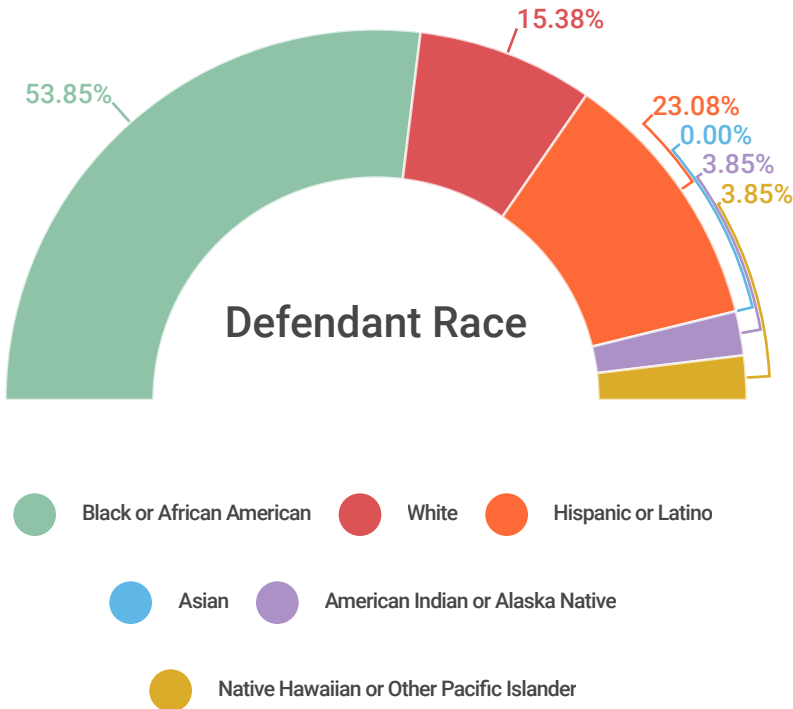


- Black or African American
- White
- Hispanic or Latino
- Asian
- American Indian or Alaskan Native
- Native Hawaiian or Other Pacific Islander

While people of color make up around **29%** of King County's population, they disproportionately account for **83%** of shooting victims.

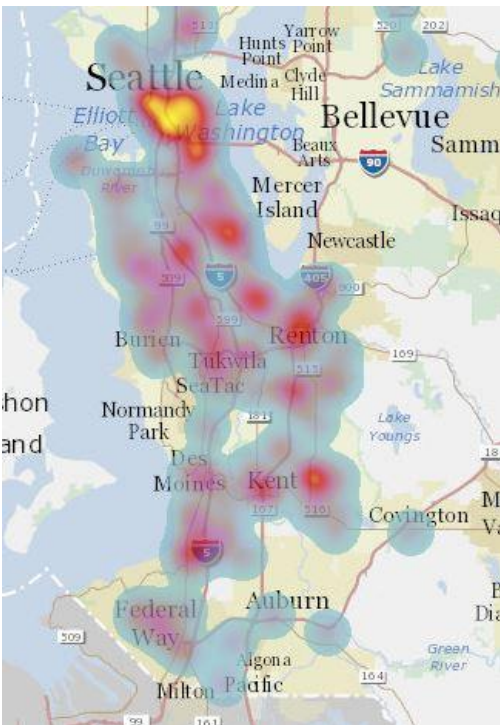
Charged Defendant Demographics

In 2017, 26 defendants in King County were charged by KCPAO with murder or manslaughter charges arising from a shooting. Of those defendants, 85% were people of color and 58% were under the age of 25.



Agency Totals

Although the City of Seattle had the highest total number of both firearm homicide and non-fatal shooting victims, 67% of the firearm homicide victims and 54% of the non-fatal shooting victims were from agencies outside the city limits.



Heat map of 2017 homicide and nonfatal shootings

