

9-1-1: How, When and Where

9-1-1: 拨打方法、时机及地点

Grade Level: 1st-3rd

适用年级: 1至3年级

Duration: 1-2 hours (can be broken up across multiple days if desired). This lesson plan is meant to be adaptable. You can choose to do in one session or spread the lessons out over multiple days. We have also noted when an activity is optional, and suggested alternatives for certain activities.

所需时间: 1-2小时 (可以于不同天进行)。这个课程计划是可调整的。您可以选择一次完成课程,也可以在多天内分配课程。我们标明了哪些活动是可以自由选择的,且为某些活动提出了替代方案。

Objective: Students will learn **When** they should call 9-1-1, **How** to call 9-1-1, and be able to explain **Where** the emergency is when calling 9-1-1.

目标: 学生将学习何时该拨打9-1-1, 如何拨打9-1-1, 并且学会在通话时解释紧急情况。

What You'll Need: Most items you will need for this lesson are provided in the box. Items that are needed that have not been included are: writing utensils and scissors.

所需要材料: 您需要的材料大部分已包含在课程箱里。您只需准备书写用具及剪刀。


Note: 9-1-1 is spoken as nine-one-one, because a nine, a one and a one are the numbers that you dial on your phone.

注意: 9-1-1英文发音为nine-one-one。这些数字为拨打的电话号码。




Table of Contents

Introduction.....	1
Teach “when” to call 9-1-1.....	1
Emergency vs. Non-Emergency.....	5
Teach “how” to call 9-1-1.....	7
Teaching “where” the emergency is.....	11
Teaching about accidental dialing.....	13
Check for Understanding.....	13
Wrap Up & Take-Home Materials.....	15



目录

前言.....	2
教导拨打9-1-1的时机.....	2
紧急情况与非紧急情况.....	6
教导拨打9-1-1发生的方法.....	8
教导紧急情况的地点.....	12
教导关于意外拨打9-1-1.....	14
确认学生是否已学会.....	14
课堂总结以及带回家的材料.....	16




Estimated Time	Teacher Instruction	Materials
5 min	<p>Introduction</p> <p>Last night, a blue Penguin came and delivered a box that is going to help us with our next lesson.</p> <p>His name was Emery, and he said that he wanted to make sure that all you kids got this very important lesson all about 9-1-1!</p> <p>Who knows what 9-1-1 is?</p> <p>ANSWER: 9-1-1 is a phone number that you can call to get help in an emergency</p>	
20 min	<p>Teach “when” to call 9-1-1</p> <p>Let’s start by learning about the people who will come to help you in an emergency. Who are some of those people?</p> <p>ANSWER: Fire fighter, police officer, medic</p> <p>Optional Activity</p> <p>Great! Now on this matching worksheet, Emery, who loves to dress up, is pretending to be a first responder. Can you match each Emery Responder to his matching vehicle?</p> <p><i>[Give kids time to match, then walk through what each responder and their vehicle is]:</i></p> <ul style="list-style-type: none"> • Emery is dressed as a Fire Fighter and a Fire Fighter drives a fire truck • Emery is dressed as a Police Officer and a Police Officer drives a Police Car • Emery is dressed as a Medic and a Medic drives an ambulance <p>Now, each type of responder helps with different kinds of emergencies. Let’s see if you can match the first responder to the type of emergency they help with.</p> <p><i>[Give kids time to match, then talk through what each responder and emergency is]:</i></p> <ul style="list-style-type: none"> • In this picture there is a house on fire and who 	<p>Student Activity 1: Matching Responders to Vehicles worksheet</p> <p>Student Activity 2: Matching Responders to Emergencies worksheet</p>

预估时间	教学指南	材料
5分钟	<p>前言 昨天晚上,一只蓝色的企鹅送来了一个箱子,里面有我们下一堂课的材料。</p> <p>他的名字是埃默里,他说你们全部都要上这关于9-1-1的重要一课!</p> <p>谁知道9-1-1是什么? 9-1-1是一个电话号码,你可以在紧急情况下拨打并获得帮助。</p>	
20分钟	<p>教导拨打9-1-1的时机 让我们先了解在紧急情况下来帮助你的人。这些人是谁? 答案: 消防员、警察、医疗急救人员</p> <p>可自选活动 好!在这个救援人员及车辆配对学习表上,埃默里装扮成紧急情况救援人员。你能配对每个救援人员与他们驾驶的车辆吗?[让孩子们有时间完成配对活动,然后介绍救援人员及他们的车辆。]</p> <ul style="list-style-type: none"> • 埃默里装扮成消防员,消防员驾驶消防车 • 埃默里装扮成警察,警察驾驶警车 • 埃默里装扮成医疗急救人员,医护人员驾驶救护车 <p>每种救援人员处理不同的紧急情况。让我们来看看你能否将救援人员及他们提供帮助的紧急情况进行配对。[给孩子们时间完成配对活动,然后说明救援人员及他们可提供帮助的紧急情况。]</p> <ul style="list-style-type: none"> • 在这张照片里,有一间房子着火了。当房子着火时谁帮忙救火?(孩子们回答)没错,是消防员。 • 在这张照片中,有人闯入一辆汽车。当有人闯入汽车时谁会帮忙?(孩子们回答)是的,是警察。 • 在这张照片中,有人倒在地上,没有呼吸。当有人生病且没有呼吸时,谁会前来帮助?(孩子们回答)对,是医护人员。 	<p>学生活动1: 救援人员及救援车辆配对学习表</p> <p>学生活动2: 救援人员及紧急情况配对学习表</p>

Estimated Time	Teacher Instruction	Materials
	<p>helps when a house is on fire? <i>(kids respond)</i> That's right a Fire Fighter.</p> <ul style="list-style-type: none"> • In this picture a person is breaking into a car, who would help when someone is breaking into a car? <i>(kids respond)</i> Yes, the police. • In this picture there is someone who has fallen to the ground and is not breathing, and who helps when someone is sick and not breathing? <i>(kids respond)</i> That's right a Medic. • In this picture there are two cars that have crashed into each, and it looks like it is a bad crash. What do you guys think, who might be needed to help here? <i>(kids respond)</i> This one is tricky, it could be that police, firefighters, and medics are needed. The good news is that 9-1-1 is the number to call to get help from any or all of them. • So, any time you have a police, medical or fire emergency you can call 9-1-1 to get help. • But 9-1-1 is only for emergencies so let's play a little game to see if you can tell what an emergency is. 	

预估时间	教学指南	材料
	<ul style="list-style-type: none">•在这张照片中,有两辆车相撞,看起来这是一次严重的交通事故。你们觉得这个情况需要哪些人的帮助?(孩子们回答)这个问题很棘手,可能需要警察,消防员和医护人员。好消息是只要拨打9-1-1号码就可以寻求任何紧急援助。•因此,无论你何时发生需要警察,医疗或火警救援的紧急情况,你都可以拨打9-1-1寻求帮助。•但是9-1-1只适用于紧急情况,所以让我们来玩一个小游戏,看看你能否描述你的紧急情况。	



Estimated Time	Teacher Instruction	Materials
	<p>Emergency vs. Non-Emergency <i>[Take the two signs included in your Emery box and tape them up on opposite walls].</i></p> <p>In this game, I will describe a situation.</p> <ul style="list-style-type: none"> • If you think the situation is an emergency and you should call 9-1-1, you will move to the side of the room where Emery is calling 9-1-1. • If you think it's not an emergency and you shouldn't call 9-1-1, move to the side of the room where Emery is saying this is not 9-1-1. <i>[NOTE: you could instead have kids point to the signs, or raise their hands if they would call 9-1-1 and put their hands in their lap if they wouldn't call 911.]</i> <p>Great, let's get started! Do you call 9-1-1 when...</p> <ol style="list-style-type: none"> 1. When your power is out? <i>[Not 9-1-1]</i> 2. You see a fire at a neighbor's house? <i>[Emergency]</i> 3. Someone you don't know is trying to make you get into their car? <i>[Emergency]</i> 4. You are locked out of your house? <i>[Not 9-1-1]</i> 5. Someone stole your bicycle yesterday? <i>[Not 9-1-1]</i> 6. You want to make a prank call? <i>[Not 9-1-1]</i> 7. A stranger is trying to get inside your house? <i>[Emergency]</i> 8. Your cat is stuck in a very tall tree? <i>[Not 9-1-1]</i> 9. Your grandma is not breathing and will not wake up? <i>[Emergency]</i> 10. You find someone's wallet on the ground? <i>[Not 9-1-1]</i> <p>Awesome, great job! Now remember, 9-1-1 is only for emergencies. There may have been some of those examples that you thought that you needed the police so you would call 9-1-1. But police can help with things that are not an emergency, and you would need to look up their non-emergency phone number.</p> <p>If you are not sure if something is an emergency, it is OK to call 9-1-1.</p>	<p>Student Activity 3: Emergency and Not an Emergency movement game</p>

预估时间	教学指南	材料
	<p>紧急情况与非紧急情况</p> <p>将这两张附在埃默里箱子里的标志贴在教室两侧的墙上。</p> <p>在这个游戏中, 我将描述一个情况。</p> <ul style="list-style-type: none"> • 如果你认为情况紧急, 且应该拨打911, 你就到“埃默里打电话给9-1-1”那一侧。 • 如果你认为这不是紧急情况, 不应该拨打9-1-1, 则到“埃默里不需要打9-1-1”那一侧。 (说明: 你也可以让孩子指向标志以表示意见, 或举手表示“打电话给9-1-1”, 双手放在膝上表示“不打电话给9-1-1”。) <p>好的, 让我们开始吧! 当以下的情况发生时, 你会拨打9-1-1吗?</p> <ol style="list-style-type: none"> 1. 停电时? [不打9-1-1] 2. 你看到邻居家着火了? [紧急] 3. 你不认识的人想拉你进入他们的车? [紧急] 4. 你被锁在家门口? [不打9-1-1] 5. 昨天你的自行车被偷了? [不打9-1-1] 6. 你想打恶作剧电话? [不打9-1-1] 7. 一个陌生人试图进入你的房子? [紧急] 8. 你的猫卡在一棵很高的树上? [不打9-1-1] 9. 你的奶奶没有呼吸, 叫不醒? [紧急] 10. 你地上捡到某人的钱包? [不打9-1-1] <p>棒极了! 现在请记住, 9-1-1仅适用于紧急情况。可能有一些这样的情况, 你认为你需要警察的帮助, 所以你拨打了9-1-1。但当你需要警方帮助处理非紧急事件时, 你需要查看他们的非紧急电话号码。</p> <p>如果你无法确定你的情况为紧急情况, 则可以拨打9-1-1。</p>	<p>学生活动3:</p> <p>紧急和非紧急情况移动游戏</p>

Estimated Time	Teacher Instruction	Materials
10 min	<p>Teach “how” to call 9-1-1</p> <p>Dialing Are you ready to practice calling 9-1-1?</p> <p>You are all going to practice calling 9-1-1 on your very own paper phone! We practice on a piece of paper because you never dial 9-1-1 on a real phone unless you have a real emergency.</p> <p>If you want to call 9-1-1 from a smartphone like Emery here <i>[show dial pad]</i> there are a few things you have to do:</p> <ul style="list-style-type: none"> • Once you get to the dial pad, dial 9 then 1 then 1 again <i>[showing the kids]</i> • Then, press the green call button <p>Remember, you can call 9-1-1 from any phone <i>[Have the kids practice with you: Dial 9 then 1, then 1 again and the green call button]</i></p> <p>Now getting to the dial pad on a cell phone will be different for each phone so ask your parents to show you how to use the phones in your home. On cell phones you need to know how to use the emergency mode to access the key pad.</p> <p>Questions asked on a call: If you ever do need to call 9-1-1 here is how that phone call will go.</p> <ul style="list-style-type: none"> • When the 9-1-1 call taker answers, they will say “9-1-1, What’s your Emergency?” • If you are able to...state your emergency in English. • Next they will ask where the emergency is. • If at any time you need an interpreter, ask for the language you need...in English. <p><i>Example: There is a fire, I speak Chinese.</i></p>	<p>Student Activity 4: Dialing Pad</p>

预估时间	教学指南	材料
10分钟	<p>教导拨打9-1-1的方法 拨打号码 你准备好练习拨打9-1-1 了吗?</p> <p>你们都将在自己的纸质电话上练习拨打9-1-1! 我们在一张纸上练习, 除非你有真正的紧急情况, 否则不要在真实的电话上拨打9-1-1。</p> <p>如果你想跟埃默里一样使用智能手机拨打9-1-1 [展示拨号界面], 你需要照以下指示操作:</p> <ul style="list-style-type: none"> • 在拨号界面上按一次9, 然后按1, 再按一次1 (操作给孩子们看) • 然后, 按下绿色的通话按钮 <p>请记住, 你可以使用任何电话拨打9-1-1。 [让孩子们跟着你做一次: 按一次9, 然后按1, 再按一次1, 最后按绿色通话按钮]</p> <p>现在手机上的拨号界面因手机而异, 因此请你回家询问爸妈如何使用手机。在手机上, 你需要知道如何使用紧急呼叫模式以显示拨号界面。</p> <p>通话时须回答的问题: 如果你需要拨打9-1-1, 这些电话通常依以下的过程进行。</p> <ul style="list-style-type: none"> • 当9-1-1接线员回答时, 他们会说 “9-1-1, what is your emergency?” • 如果可以的话, 请用英语说明你的紧急情况。 • 接下来他们会询问紧急情况发生的地点。 • 如果你需要口译员, 请用英语提出你需要的语言。 <p>例如: There is a fire, I speak Chinese.</p> <ul style="list-style-type: none"> • 等待口译可能需要一些时间, 所以尽可能用英文沟通, 但如果你没有办法, 他们可以提供口译。 • 接线员会问你其他问题, 例如你的姓名, 你打电话的电话号码和其他紧急情况细节。尽可能回答所有问题。如果你不知道答案, 可以说我不知道, 千万不要编造答案。 	<p>学生活动4: 拨号界面</p>

Estimated Time	Teacher Instruction	Materials
	<ul style="list-style-type: none"> • Getting an interpreter on the phone can take time, so if you can speak in English please do so, but interpreters are available if you cannot. • The call taker will ask you other questions like your name, the phone number you are calling from and other details about the emergency. Try and answer the questions to the best of your ability. And if you don't know the answer, it's OK to say I don't know... don't make things up. <p>Always Remember:</p> <ul style="list-style-type: none"> • Stay on the line until the call taker says it's okay to hang up • Be calm and speak loud and clear <p>Role Play</p> <ul style="list-style-type: none"> • OK, let's try it out. I'm going to pretend like I'm a 9-1-1 call taker and I want you to report the emergency that I show you on this card. Who wants to go first? <i>[kid is chosen and then teacher reveals the first card to show a house fire]</i> <p>Sample Role Play</p> <p>TEACHER: 9-1-1 What is your emergency?</p> <p>LITTLE JOHNNY: There's a fire</p> <p>TEACHER: Where is the fire happening? What is the address?</p> <p><i>[Flip to the next card, which shows a sign out front of a building that says 123 Main Street.]</i></p> <p>LITTLE JOHNNY: The sign says 123 Main Street.</p> <p>TEACHER: And your name and phone number that you're calling from?</p> <p>LITTLE JOHNNY: My name is Little Johnny. And <i>[have kid make up a number]</i></p> <p>TEACHER: OK, stay on the line please until the fire department shows up.</p> <p>LITTLE JOHNNY: OK</p>	<p>Student Activity 5: Role Playing Cards</p>

预估时间	教学指南	材料
	<p>请记住:</p> <ul style="list-style-type: none">• 保持通话状态, 直到接线员说可以挂断电话• 保持冷静, 说话大声且清晰 <p>角色扮演</p> <ul style="list-style-type: none">• 好的, 让我们试试看。我会假装我是一名9-1-1接线员, 我希望你能说明这张卡片上显示的紧急情况。谁想先练习? [一名孩子被选中, 然后老师翻出第一张卡片显示房屋火灾] <p>角色扮演示范</p> <p>老师: 9-1-1, 请问发生什么紧急情况?</p> <p>约翰: 发生火灾了。</p> <p>老师: 火灾发生的地点是哪里? 地址是什么?</p> <p>[翻开下一张卡片, 该卡片显示建筑物的地址标志: 123 Main Street]</p> <p>约翰: 标志上写123 Main Street。</p> <p>老师: 请告诉我你的名字以及这通电话的来电号码。</p> <p>约翰: 我的名字是约翰, 我的电话号码是[请这个孩子说出一个电话号码。]</p> <p>老师: 好, 请保持通话直到消防人员抵达。</p> <p>约翰: 好的。</p>	<p>学生活动5: 角色扮演卡片</p>

Estimated Time	Teacher Instruction	Materials
5 min	<p>Teaching “where” the emergency is Now, you saw that [Little Johnny] had to give the 9-1-1 call taker an address. It’s really important for the call taker to know where the emergency is so they can send help as quickly as possible.</p> <p>So, if you call 9-1-1, make sure you’re able to say where the emergency is. Now let’s look at a few more emergencies and how you might say where they are occurring. <i>[Continue on the flip chart with pictures and clues from Emery’s All Stars to get across these points]:</i></p> <p>Where Role Play TEACHER: Who wants to try reporting the next emergency? <i>[kid is chosen and then teacher reveals the car crash picture]</i> TEACHER: What would you do if you saw this? LITTLE SALLY: Call 9-1-1 TEACHER: 9-1-1 What is your emergency? LITTLE SALLY: There’s a car crash TEACHER: Where is this happening? What is the address?</p> <p><i>[Flip to the next card, which shows three different locations.]</i></p> <p>TEACHER: What if it had happened outside on the street in front of the school? <i>[point to the school picture]</i> LITTLE SALLY: In front of <i>[say school name]</i> TEACHER: Great job [Sally], now what if it was happening here <i>[point to picture of house]</i> in front of your house? Do you all know your address?</p> <ol style="list-style-type: none"> 1. It is very important to memorize your home address 2. Pay attention to your location when you go somewhere. Look for signs, like the name of your favorite park, of the name of your favorite restaurant, and near the road you can look for street signs. 3. In the items that you will be taking home there is a sheet to write your home address and phone number and post it where everyone can see it. 	


预估时间	教学指南	材料
5分钟	<p>教导紧急情况发生的地点 现在,你必须提供地址给9-1-1接线员。接线员必须了解紧急情况的位置,以便他们尽快派遣紧急救援。所以,如果你拨打9-1-1,请确保你能够说出紧急情况地点。现在我们来看看更多的紧急情况,以及学习如何说出它们发生的位置。(请继续阅读在挂图上的照片和线索):</p> <p>关于“地点”的角色扮演 老师: 谁想尝试说明下一个紧急情况? [一名孩子被选中,然后老师翻出另一张卡片显示车祸] 老师: 如果你看到这个,你会怎么做? 莎莉: 拨打9-1-1。</p> <p>老师: 9-1-1,请问发生什么紧急情况? 莎莉: 发生车祸了。 老师: 车祸发生的地点是哪里? 地址是什么?</p> <p>[翻开下一张卡片,该卡片显示三处不同地点] 老师: 如果车祸发生在学校门前的街道怎么办?(指出学校图片) 莎莉: 在(说出学校名称)前面。</p> <p>老师: 很棒!如果车祸在你家门前发生(指出房子图片)怎么办? 你们都知道你的地址吗?</p> <ol style="list-style-type: none"> 1. 记住你的住址非常重要。 2. 当你去某个地方时请注意你的位置。寻找标志,记住你常去的公园或你最喜欢的餐厅的名称。若在路边时可寻找路牌。 3. 在你要带回家的材料中,有一张表格可以填入你的住址和电话号码。填入讯息,并将其张贴在每个人都可以看到的地方。 	

Estimated Time	Teacher Instruction	Materials
30 min	<p>Teaching about accidental dialing</p> <p>Now are you all ready to go on an adventure with Emery. Well, this is a story called Emery's Birthday Party! <i>[Read book]</i></p>	<p>Student Activity 6:</p> <p>Emery's Birthday Party Storybook</p>
30 min	<p>Check for Understanding</p> <p>Now, all of you are going to make your own penguin puppet! First let's form groups. Each group is going to use the puppets to show the class something you learned today. <i>[put the kids in groups of 2-6 kids]</i></p> <p>Ok there are six different penguins. First, you'll have need to decide who will play what roles and what your puppet show will be about. Once you have decided that you will make your puppets by:</p> <ul style="list-style-type: none"> • Coloring your penguin • Cutting out along the dotted lines • Gluing the parts on a paper bag <p><i>[If kids need a little motivation, here's some ideas you can suggest]</i></p> <ol style="list-style-type: none"> 1. Kids pick an emergency. For example, "Penny falls out of a tree," "Emery's pants are on fire." Kids run through how they would dial, the call taker asking questions of the caller, and what responders might come. 2. Penny dials 911 as a joke. Police office comes to her house to talk to her and Emery about 9-1-1 for emergencies. 3. Emery dials 9-1-1 by accident, stays on line and tells the call taker there is no emergency. <p>Alternative: Don't split the kids into groups and instead have each of them make a puppet on their own. Then each kid talks about what they learned that relates to the puppet they choose to make.</p> <p>Alternative: Make puppets with no puppet show.</p> <p>Good job you guys! Remember to take your puppet home with you so you can act out a 9-1-1 show for your parents.</p>	<p>Student Activity 7:</p> <p>Making Puppets and puppet show</p>

预估时间	教学指南	材料
30分钟	<p>教导关于意外拨打9-1-1</p> <p>现在你们都准备好和埃默里一起去冒险了。这是一个关于埃默里生日派对的故事! [阅读]</p>	<p>学生活动6:</p> <p>埃默里生日派对故事书</p>
30分钟	<p>确认学生是否已学会</p> <p>现在, 你们所有人都将制作自己的企鹅玩偶! 首先让我们分组。每个小组都会用玩偶展示今天学到的东西。 (把孩子们分成2-6人一组)</p> <p>好, 一组有六只不同的企鹅。首先, 你需要决定谁将扮演什么角色, 以及你的玩偶将会表演什么。一旦决定了, 请用以下方式制作你的玩偶:</p> <ul style="list-style-type: none"> • 将你的企鹅涂上颜色 • 沿着虚线剪下 • 将各部分粘在纸袋上 <p>[如果孩子需要一点建议, 这里有一些你可以提供的想法]</p> <ol style="list-style-type: none"> 1. 孩子们选择一个紧急情况。例如, “佩妮从树上掉下来”, “埃默里的裤子着火了。” 孩子们表演他们会如何拨号, 电话接线员和打电话的人通话, 以及可能前来的救援人员。 2. 佩妮恶作剧拨打9-1-1。警察上门向她 and 埃默里说明可以拨打9-1-1的紧急情况。 3. 埃默里意外拨打9-1-1, 他保持通话, 并告诉接线员没有紧急情况。 <p>你也可以这样做: 不将孩子分成小组, 而是让他们每个人都自己制作一个玩偶。让每个孩子分享他们所学到的东西与他们选择制作的玩偶。</p> <p>另一种方法: 仅制作玩偶, 没有玩偶表演。</p>	<p>学生活动7:</p> <p>制作玩偶和玩偶表演</p>

Estimated Time	Teacher Instruction	Materials
5 min	<p>Wrap Up & Take-Home Materials</p> <p>Did we have fun with Emery today?</p> <ul style="list-style-type: none"> • <i>[Kids respond]</i> <p>And did we learn something about what to do in an emergency?</p> <ul style="list-style-type: none"> • <i>[Kids respond]</i> <p>Can somebody tell me what to do if they see a big car crash?</p> <p>KIDS ANSWER: call 9-1-1</p> <p>Alright, good job!</p> <p>To make sure we all remember the how, when and where of calling 9-1-1, you each get a bag to take home to your parents with a card they can put on the fridge or close to the phone... this will teach them about the right way to call 9-1-1.</p> <p>It also has an added a surprise for you! A coloring book so you can have more fun with Emery and continue practicing all the important things you learned about 9-1-1 today.</p> <p>Great job everyone!</p>	<p>Take home materials:</p> <p>Emery Bags</p>

预估时间	教学指南	材料
5分钟	<p>课堂总结以及带回家的材料</p> <p>我们今天和埃默里玩得开心吗?</p> <ul style="list-style-type: none"> • 孩子们回应 <p>我们是否了解在紧急情况下应该怎么做?</p> <ul style="list-style-type: none"> • 孩子们回应 <p>如果看到严重车祸, 谁可以告诉我该怎么办?</p> <p>孩子回答: 拨打9-1-1。</p> <p>很好, 好极了!</p> <p>为了确保我们都记得拨打9-1-1的方法、时机和地点, 你们每个人都会拿到一个袋子及一张可以放在冰箱上或靠近电话旁的卡片, 请带回家给你的父母, 这些讯息可教他们关于拨打9-1-1的正确方法。</p> <p>还有一个惊喜! 这是一本着色书, 让你可以和埃默里玩得更开心。请继续练习你今天学到的关于9-1-1的所有重要知识。</p> <p>今天大家都表现得很好!</p>	<p>带回家的材料:</p> <p>埃默里小袋</p>




Draw a line from the emergency to the right emergency responder.



画一条线连接紧急情况 and 正确的紧急救援人员。

Draw a line from the emergency responder to their vehicle.



画一条线连接紧急救援人员和他们的交通工具。







警察

POLICE



火警

FIRE




医疗急救

MEDIC




King County









Emery's Birthday Party

埃默里的生日派对

Written by:
María de
Lourdes Victoria

作者: 玛利亚·洛德丝·维多利亚

Illustrated by:
Drew Pocza

插图画家: 杜鲁·柏克查





埃默里的生日派对

Emery's Birthday Party



Written by
María de Lourdes Victoria
作者: 玛利亚·洛德丝·维多利亚

Illustrated by
Drew Pocza
插图画家: 杜鲁·柏克查



King County

E-911 Program Office
作者: 玛利亚·洛德

206-477-4910 TTY Relay: 711

老师/家长须知

本故事书用于教会孩子们有关 9-1-1 的知识

请与您的学生或孩子一起阅读本书，
然后花几分钟时间向他们解释如何使用电话拨打 9-1-1。
孩子们应当知道拨打的方法、拨打的正确时机及他们的所在地点。

• 方法

教您的孩子如何拨打 9-1-1。包括找到拨号界面、拨号和按下“通话”或“发送”键。

• 时机

讨论拨打 9-1-1 的正确和错误时机。例如：什么是紧急情况，什么不是紧急情况？如果不是紧急情况，他们能够向谁求助？

• 地点

发生紧急情况时，孩子们应当知道他们的家庭住址。当孩子们不在家中时，应当知道如何描述他们所在的位置。例如：提及他们最有可能在的地方，像是学校或最常去的公园的名称，以及在需要时找到路牌和标志建筑。

如需其它资料来教授孩子们有关 9-1-1 的知识，
请浏览埃默里的页面: kingcounty.gov/9-1-1

Note to Teachers/Parents

This storybook is intended to teach children about 9-1-1.

Please review this book with your students/children, then take a few minutes to explain how to dial 9-1-1 on a phone. Children should know the *how*, *when* and *where* of calling 9-1-1.

• HOW.

Teach your children how to dial 9-1-1. Include accessing the key pad, dialing the number and hitting the “talk” or “send” button.

• WHEN.

Discuss the right and wrong times to call 9-1-1. What is an emergency and what is not? If it’s not an emergency, who can they go to for help?

• WHERE.

In case of an emergency, children should know their home address. Children should also know how to describe where they are when they are not at home. For example, discuss places they are the most likely to be at, like their school or favorite park. If they don’t know their exact location, look for clues such as street signs and landmarks.

For additional materials to teach children about 9-1-1, please visit Emery’s page: kingcounty.gov/911.



Today is Emery's birthday and his party is at the park.
There are swings, slides, and monkey bars, a jungle gym
and a tetherball. And even a lake to swim when it's warm.



今天是埃默里的生日，他在公园里举行生日派对。那里有秋千、滑梯、攀爬架和绳球。还有一个湖，孩子们可以在天气暖和的时候游泳。


His mom is at the grill, cooking sardines for lunch. His dad made him a fish-shaped cake and his sister made lemon punch.

A piñata is hanging from the treetop. It is stuffed with candies and lollipops.



埃默里的妈妈在烤架旁烤沙丁鱼当午餐，爸爸为他制作了一个鱼形蛋糕，妹妹泡了柠檬汁。树上挂着一个大星星，里面全是美味的糖果。

Now it is time to play the games. Lucas the frog wins the silly sack race. Ben the kangaroo is the fastest in the maze. Manny the mouse takes first place at the beanbag toss. Josie the bear is the strongest at tug-of-war. Victoria the monkey is the queen of the jump rope but when it comes to hopscotch, Oliver the croc is the boss!



游戏时间到了! 青蛙卢卡斯赢了好玩的套袋赛跑。袋鼠班尼最快逃出了迷宫。老鼠曼尼在扔布袋比赛中获得了第一名。大熊乔西在拔河比赛中是最强壮的。猴子维多利亚是跳绳比赛的女王。不过在跳房子比赛中, 鳄鱼奥利佛才是老大!

Emery's favorite game is the scavenger hunt. He is good with directions and great at finding stuff.

"I don't like that game," cries Manny the mouse.


"I always get lost." "Do not worry," Emery says.

"Stay by my side. I will be the guide."




埃默里最喜欢的是寻宝游戏。他的方向感很好，并且擅长找东西。“我不喜欢那个游戏，”老鼠曼尼哭着说，“我总是迷路。”“别担心，”埃默里说，“和我待在一起，我会当向导。”

"I'll be the photographer!" says Lucas the frog. He borrowed his mother's old phone. "Good idea," says Emery. "Now here are the rules: pay close attention and always know where you are. Never get off the trail, no matter what."



“我要当摄影师！”青蛙卢卡斯说。他借了他妈妈的旧手机。埃默里说：“好主意！现在，我说一下规则：大家要多加注意，记住你们所在的位置。不管怎么样，不要走丢了。”



The treasure bags are handed out with a list of items to be found: a pinch of sand, twigs and pebbles; leaves, pinecones and flowers. "To the lake!" Emery says. "Follow me!"

埃默里把清单和宝物袋分发给大家，清单上列出了要寻找的东西：一撮沙子、细树枝、卵石、树叶、松果和花朵。
埃默里说：“跟着我，往湖那边走！”

Off they go to the scavenger hunt, hopping and jumping and monkeying around. When suddenly the path splits into two, Manny is not sure what to do. "Where do we go?" he asks. "To the left!" says Emery. "Let's leave a mark so we can find our way back."



他们出发去寻宝，一路蹦蹦跳跳、玩耍胡闹。突然，小路分成了两条，曼尼不知道怎么走。“我们应该向哪边走？”他问道。埃默里说：“向左边走！让我们留下一个标记，以便回来的时候能找到路。”

As they move along, Emery points out the landmarks. "Look at that sign, what does it say?" "To the lake," says Josie. "That's right! Can you spell the name?" "Lake T-U-L-A-R-E" says Oliver. "Good job! And what about that post, what does it mean?" "It means that we are at mile number three!" says Lucas.

"Perfect! Remember those signs. We need to know our exact location. In case of an emergency, we can describe it without hesitation."



当他们前进时，埃默里指出了许多个路标。“看那个标志，上面写着什么？”乔西说：“往湖的方向。”“对！你能说出湖的名字吗？”奥利佛说：“湖 **T-U-L-A-R-E**”“很好！那另一个告示呢，它是什么意思？”“它是指我们距离湖还有三英里！”卢卡斯说。

“完全正确！记住那些标志。我们需要知道所在的确切位置。这样，我们就能在发生紧急情况时立即描述出来。”

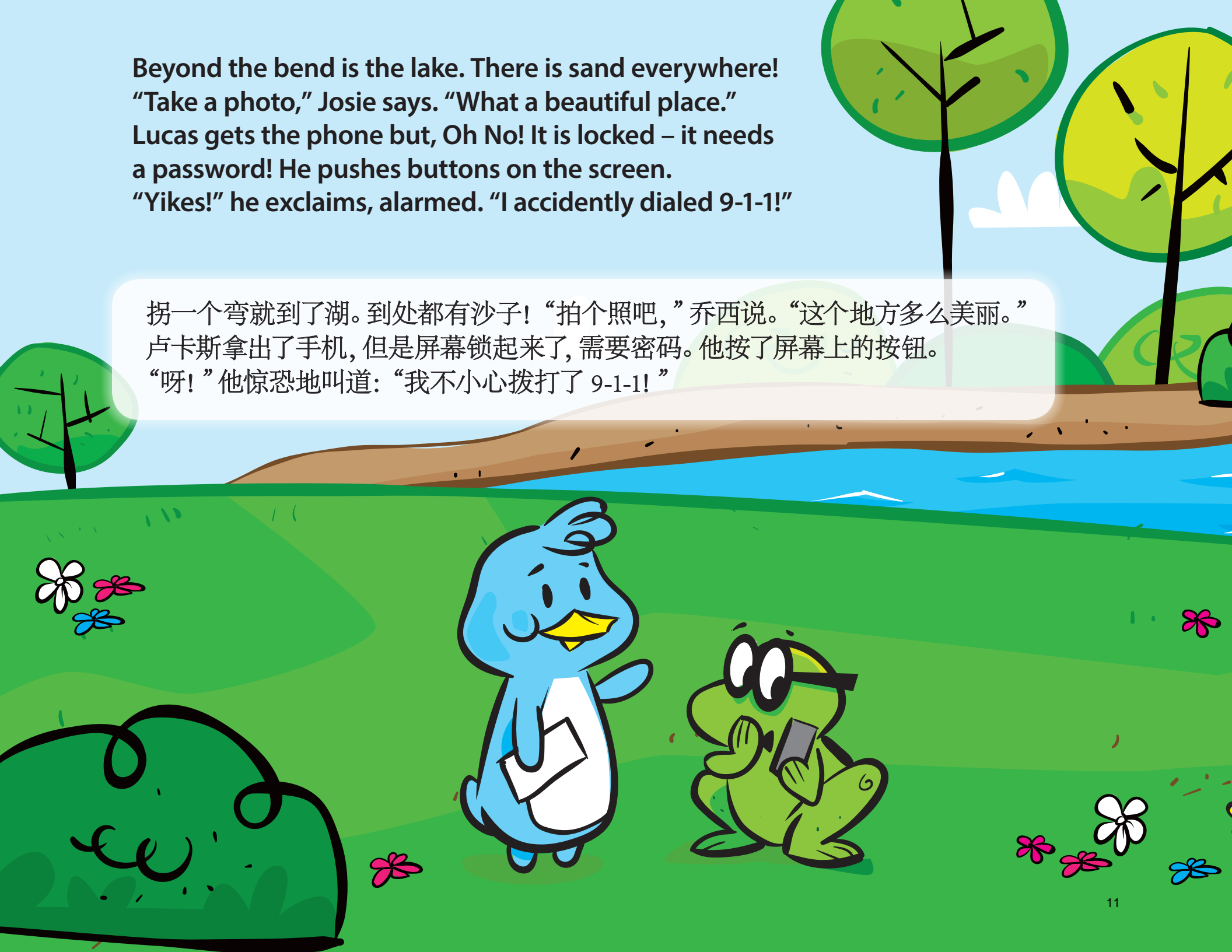
They soon find pebbles, the pinecones and twigs. There are plenty of wild flowers and crunchy, dry leaves. There is only one item left on their list: the pinch of sand, which they know they will find at the beach. "Come on everybody," says Josie the bear. "Move your tails! We are almost there!"

他们很快找到了卵石、松果和细树枝，还有很多野花和干燥的树叶。清单上面只剩下一个东西还没找到：一撮沙子。他们知道沙滩上可以找到沙子。“大家加油，”大熊乔西说。“打起精神！我们快到了！”



Beyond the bend is the lake. There is sand everywhere!
“Take a photo,” Josie says. “What a beautiful place.”
Lucas gets the phone but, Oh No! It is locked – it needs
a password! He pushes buttons on the screen.
“Yikes!” he exclaims, alarmed. “I accidently dialed 9-1-1!”

拐一个弯就到了湖。到处都有沙子!“拍个照吧,”乔西说。“这个地方多么美丽。”
卢卡斯拿出了手机,但是屏幕锁起来了,需要密码。他按了屏幕上的按钮。
“呀!”他惊恐地叫道:“我不小心拨打了 9-1-1!”



“9-1-1. What is your emergency?” asks the call taker. But Lucas can’t talk – he is completely tongue-tied! He is about to hang up when Emery stops him. “Please give me the phone,” he says, and Lucas does.

“My friend dialed by mistake.” Emery explains. “There is no emergency.” “That’s quite alright,” says the call taker. “We all make mistakes. Are you sure you are OK?” “Yes. We are fine. Thank you.” “Good. Thank you for staying on the line.”

“这里是 9-1-1。您有什么紧急情况？”接电话的人问道。但是卢卡斯说不出话，他的舌头完全打结了！他正打算挂掉电话，但是埃默里阻止了他：“请把手机给我。”然后卢卡斯把手机给了他。

埃默里解释说：“我的朋友打错电话了。没有紧急情况。”“没关系，我们都会犯错。你确定你们没事吗？”接电话的人说道。“是的，我们很好。谢谢。”“好的。谢谢你 保持在线。”



“You see how it’s done?” Emery tells his friends. “If you dial 9-1-1 you don’t hang up, even if you dialed by mistake. I learned that when my little sister accidentally called 9-1-1. The officers came to the door! Everyone was alarmed for no reason at all.”


“OK. Now we know,” says Lucas the frog. “But the phone is still locked!” “Forget about the pictures,” says Emery laughing. “Let’s find our sand and finish the hunt.”

“你们看到我是怎么做的了吗？”埃默里告诉他的朋友们。
“如果你拨了 9-1-1，请不要挂电话，即使你拨错了电话。
我听说我妹妹之前不小心拨打了 9-1-1，结果警察都上门了！
尽管没有紧急情况发生，大家还是收到了警报。”

“好的，现在我们知道了，”青蛙卢卡斯说。
“但是手机还是锁着的！”“别管照片了，”
埃默里笑着说。“尽快找到沙子，然后
结束寻宝吧。”



They run to the beach and gather their pinch of sand. Everyone is a winner of the scavenger hunt. Now it is time to head back for lunch. "I am hungry!" says Victoria. "I want my cake and punch," as she jumps and jumps.



他们跑到沙滩上，并各自收集了一撮沙子。每个人都是寻宝游戏的获胜者！现在是时候回去吃午饭了。维多利亚说：“我饿了！想吃蛋糕和喝果汁。”

“Manny, will you be our guide on the way back?” asks Emery. “I can try,” says Manny. “I can give it my best shot.” “Everyone follow Manny!” says Emery and off they go. Manny stays focused looking for landmarks. He is a very good guide and in no time at all they get back to the playground.

“曼尼, 你可以当我们回去的向导吗?” 埃默里问道。“我可以试试,” 曼尼说, “我会尽我最大的努力。” “大家跟着曼尼!” 埃默里说。然后他们离开了。曼尼专心致志地寻找路标——他是一位非常好的向导, 没过一会大家就全部回到了游乐场。



They run to the table – it is time for the birthday song! Emery blows out the candles while everyone sings along.

The cake is delicious – they could eat it all day long. And Emery is so happy – that was the BEST birthday fun.

他们跑向桌子。现在该唱生日歌了! 在大家唱歌的同时, 埃默里吹灭了蜡烛。

蛋糕很美味 —— 他们能够吃上一整天。
埃默里很开心 —— 这是最好的生日体验。





ISBN 978-1-5323-3884-7
90000>



9 781532 338847



King County

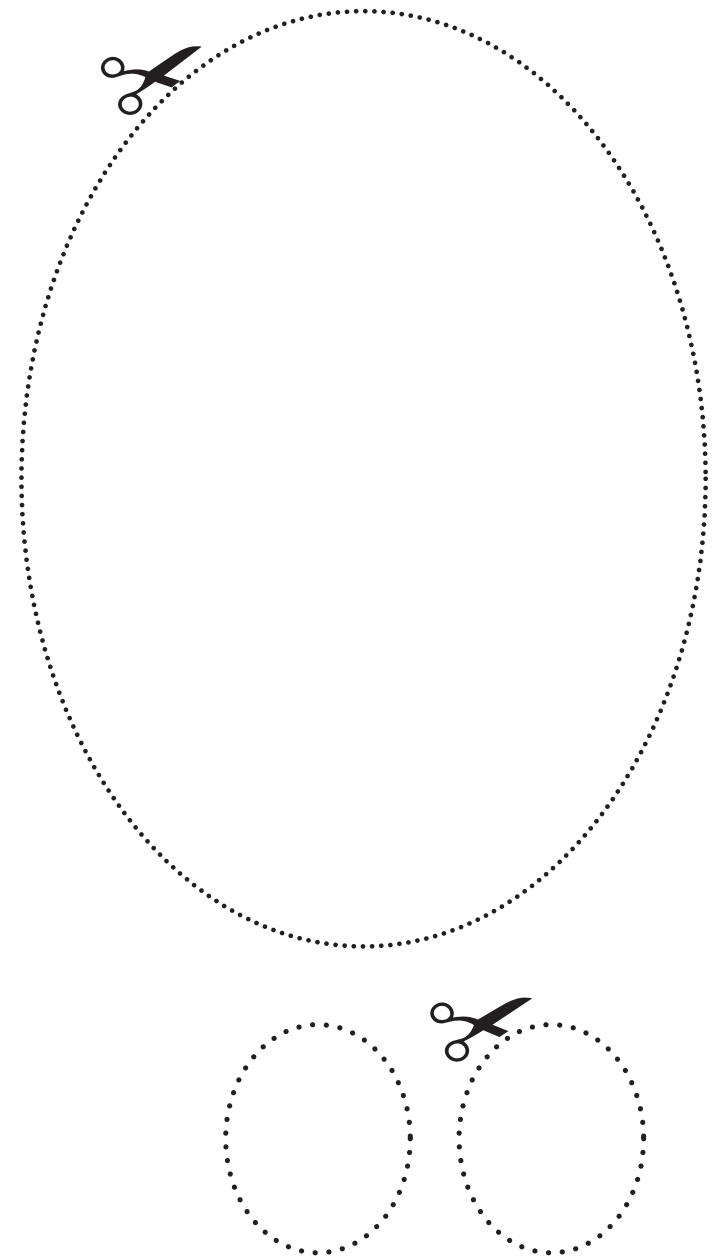
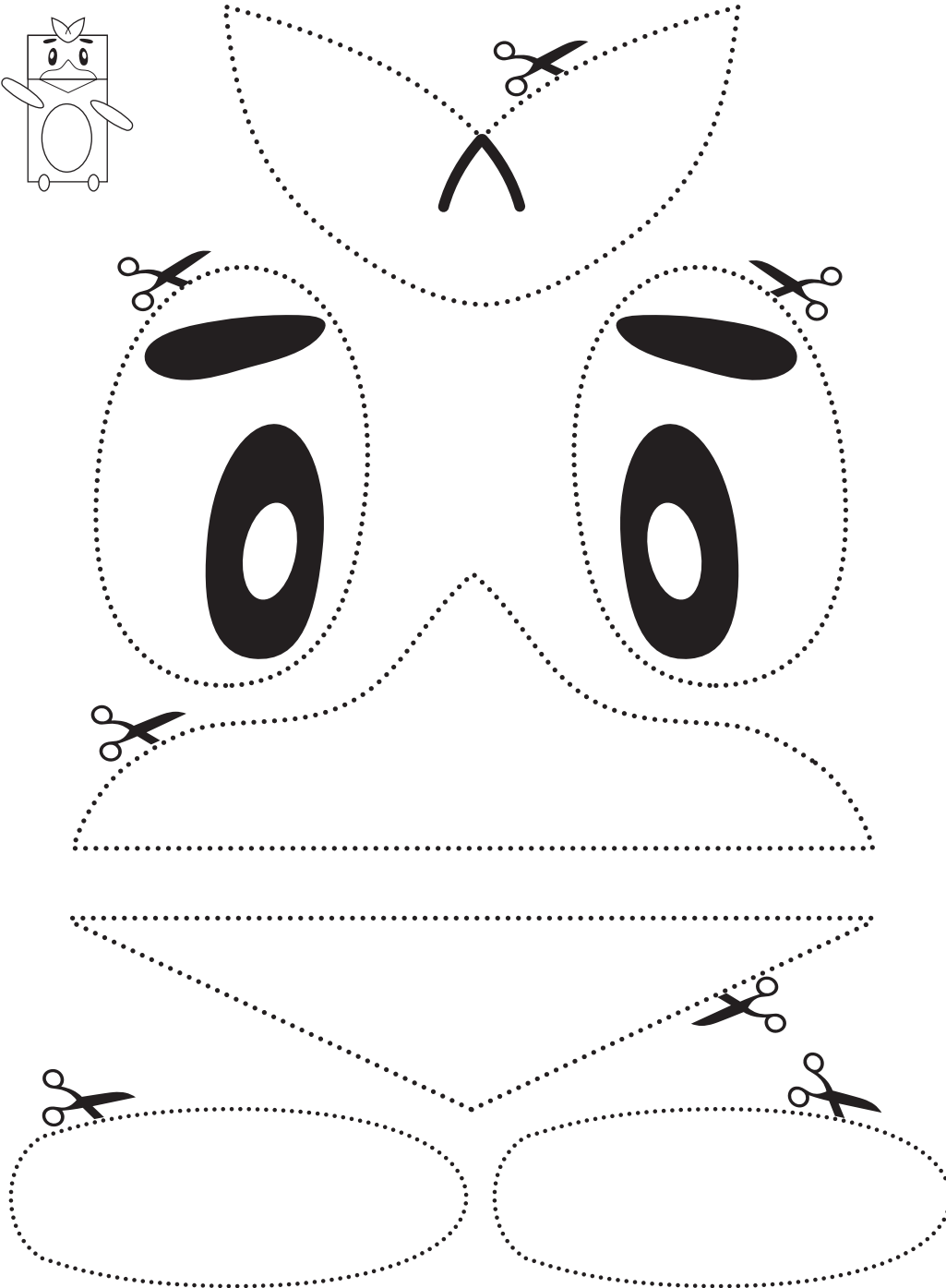

E-911 Program Office

作者: 玛利亚·洛德

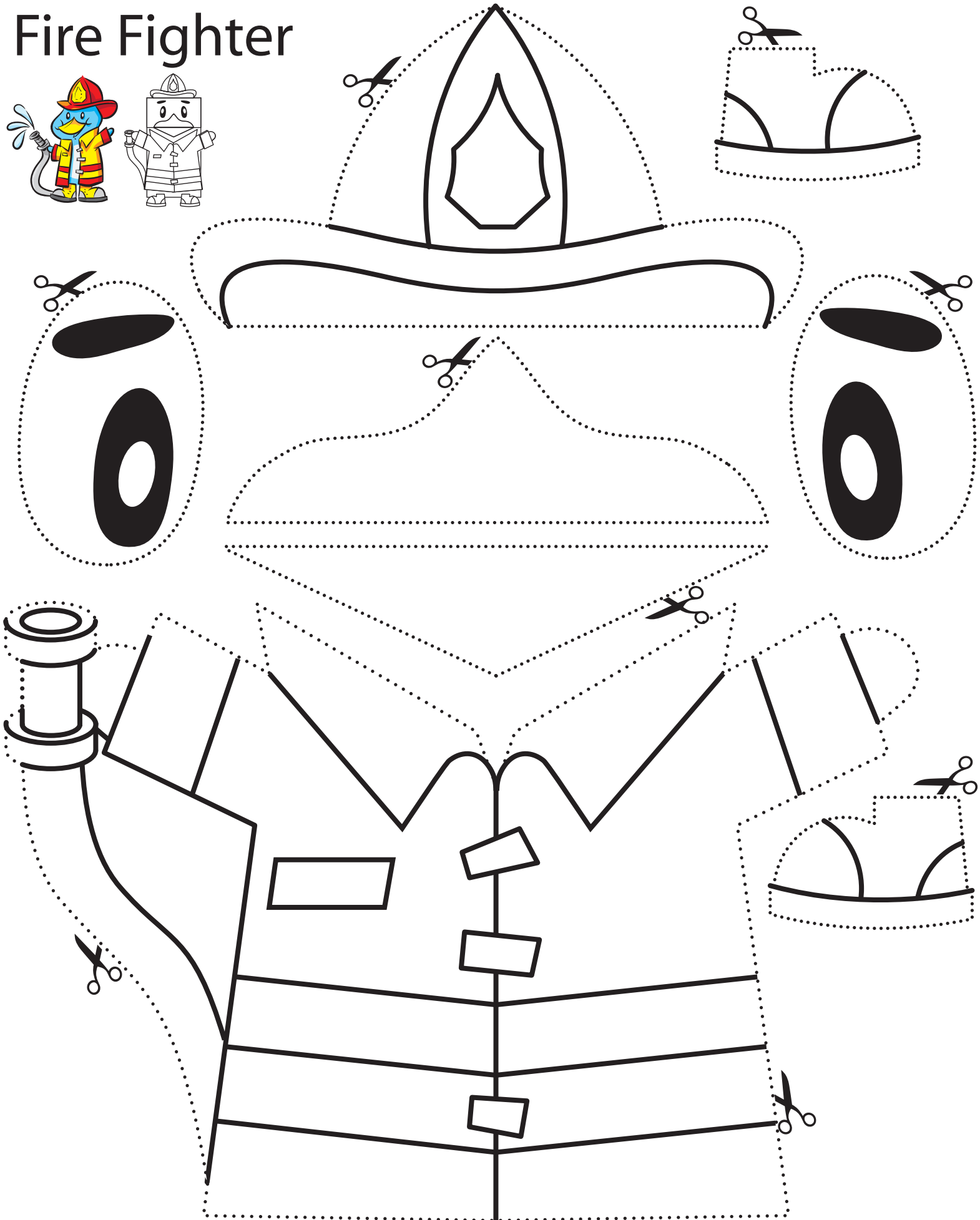
206-477-4910 TTY Relay: 711

www.kingcounty.gov/911

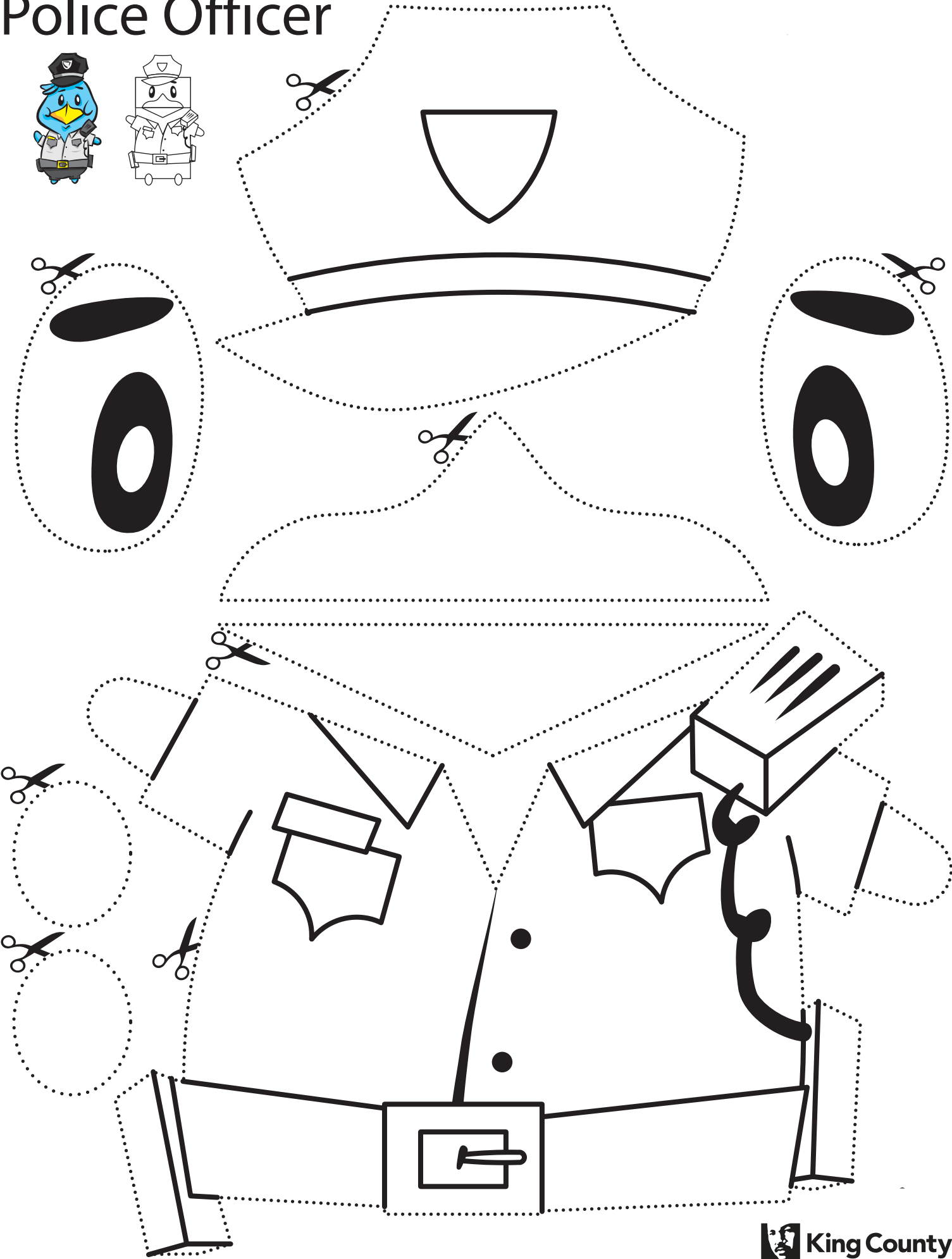

Emery



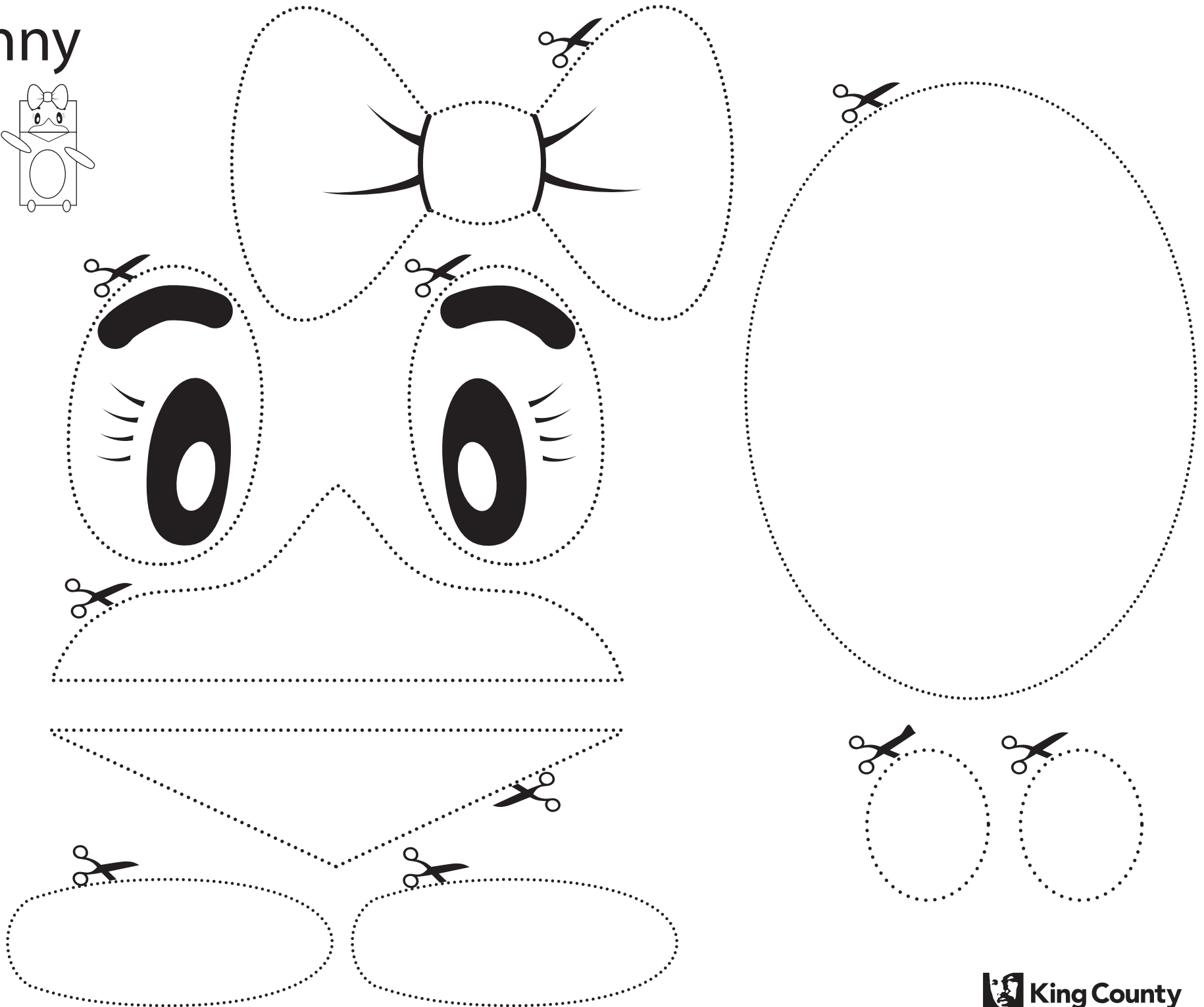

Fire Fighter



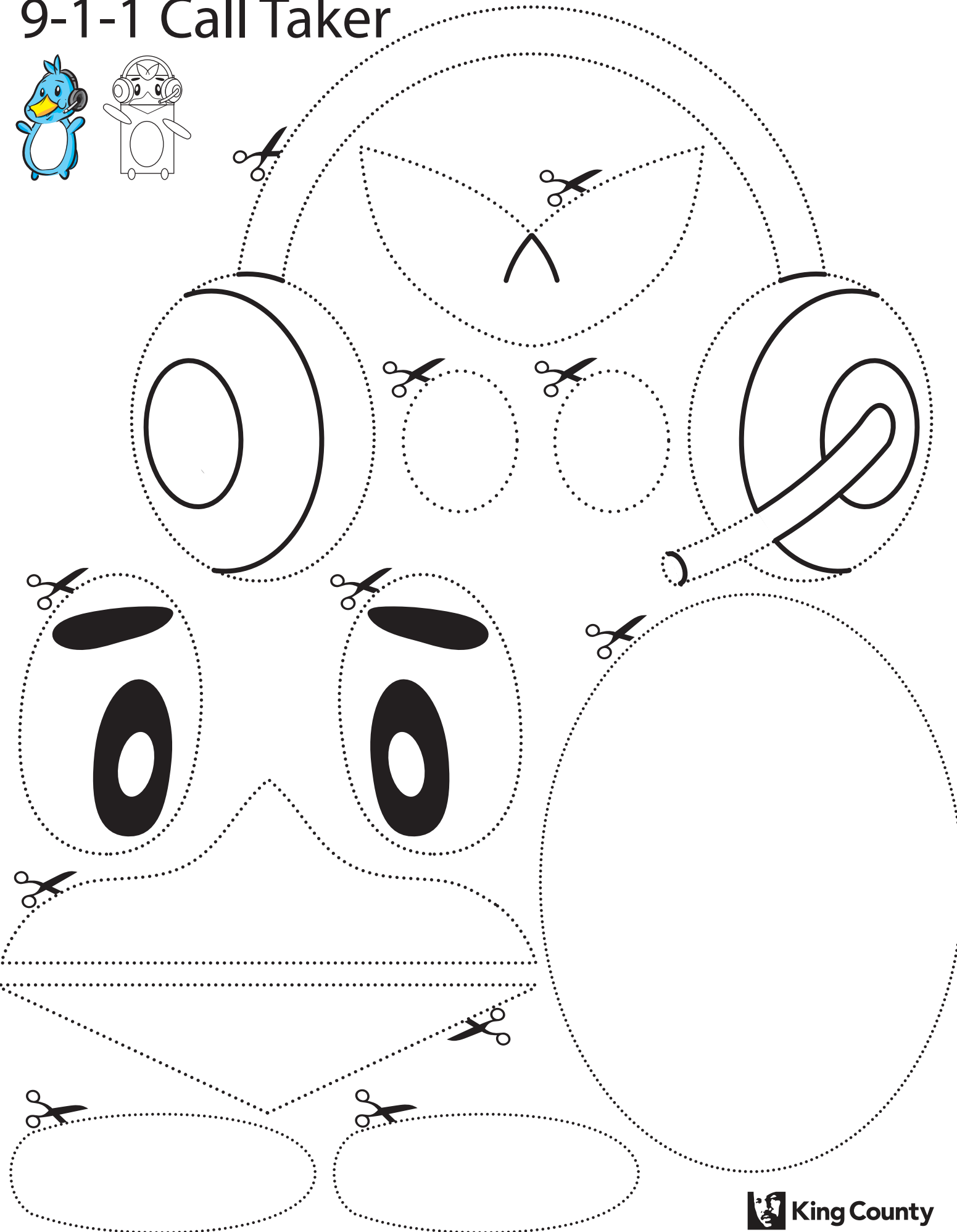

Police Officer



Penny



9-1-1 Call Taker



Medic

