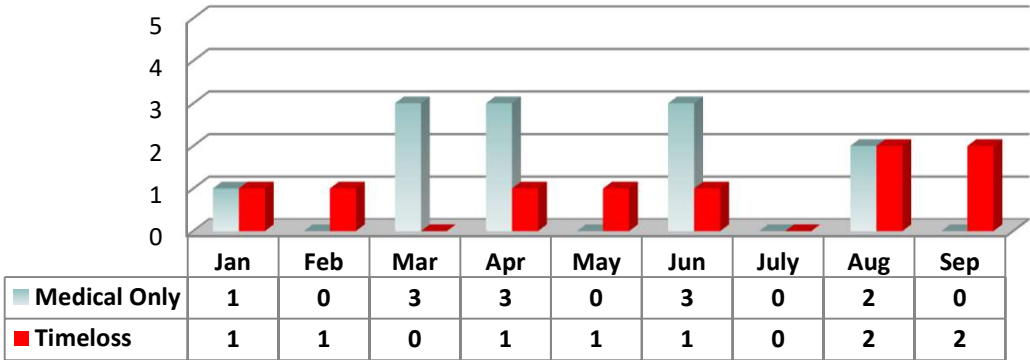




WTD Claims-Summary
January - September 2020
(Per Month View Total - 21 Claims)

Department of
Natural Resources and Parks
King County Wastewater Treatment Division

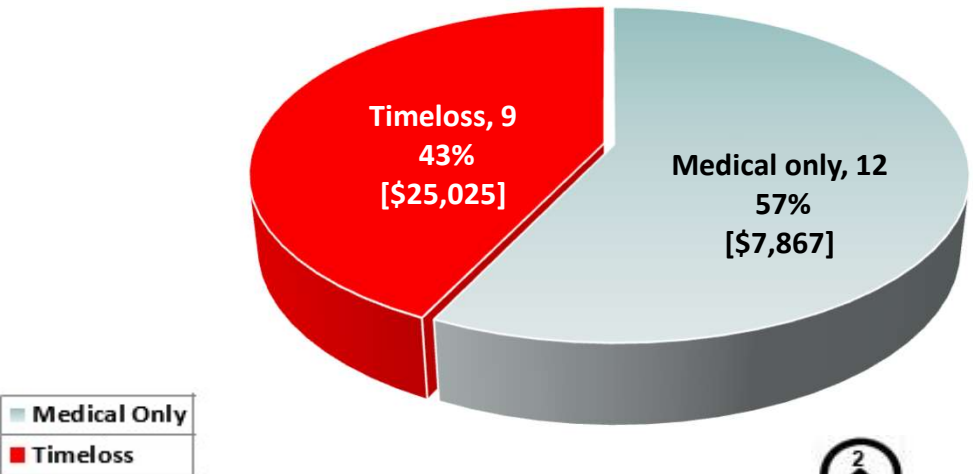


Icomp Data as of 10/21/2020



WTD Claims-Summary
January - September 2020
(Per Claim Type Total - 21 Claims)

Department of
Natural Resources and Parks
King County Wastewater Treatment Division

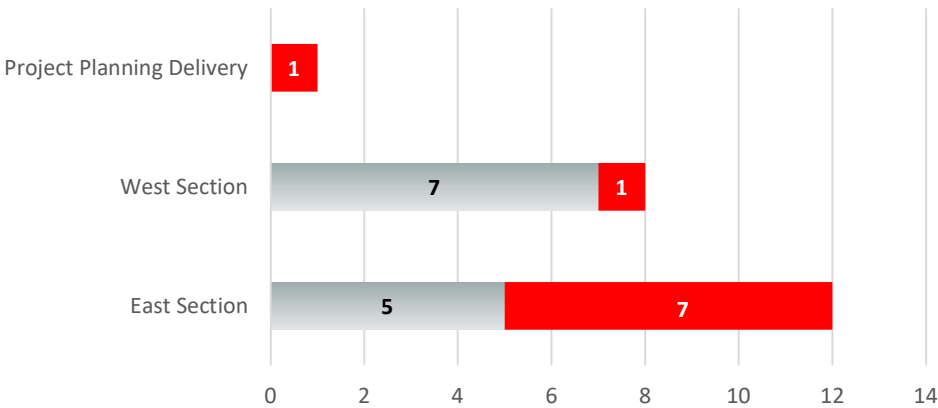


Icomp Data as of 10/21/2020



WTD Claims-Summary
January - September 2020
(Per Section - 21 Claims)

Department of
Natural Resources and Parks
King County Wastewater Treatment Division

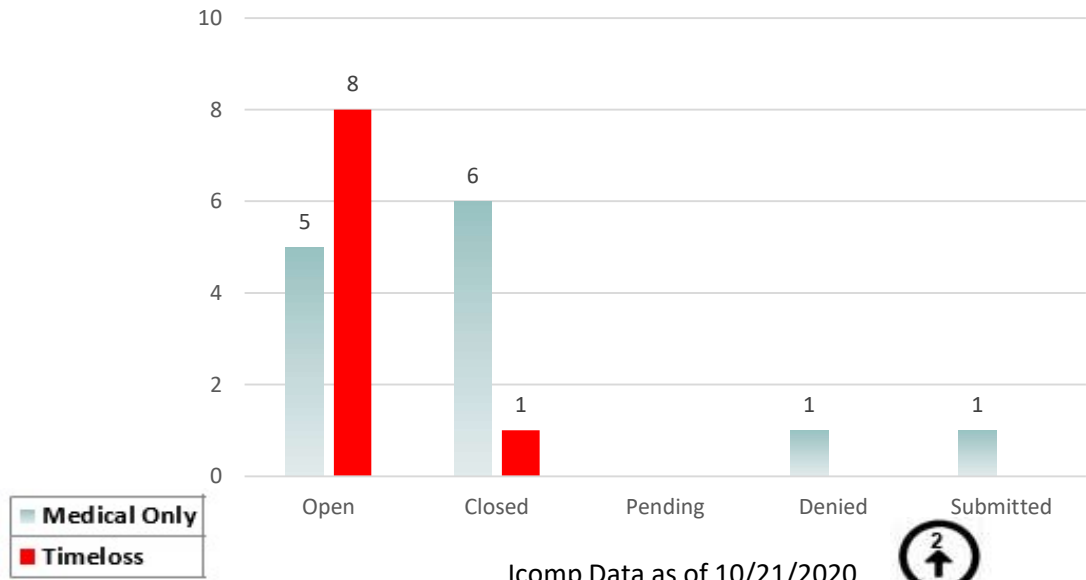


Icomp Data as of 10/21/2020



WTD Claims-Summary
January - September 2020
(Per Claim Status - 21 Claims)

Department of
Natural Resources and Parks
King County Wastewater Treatment Division



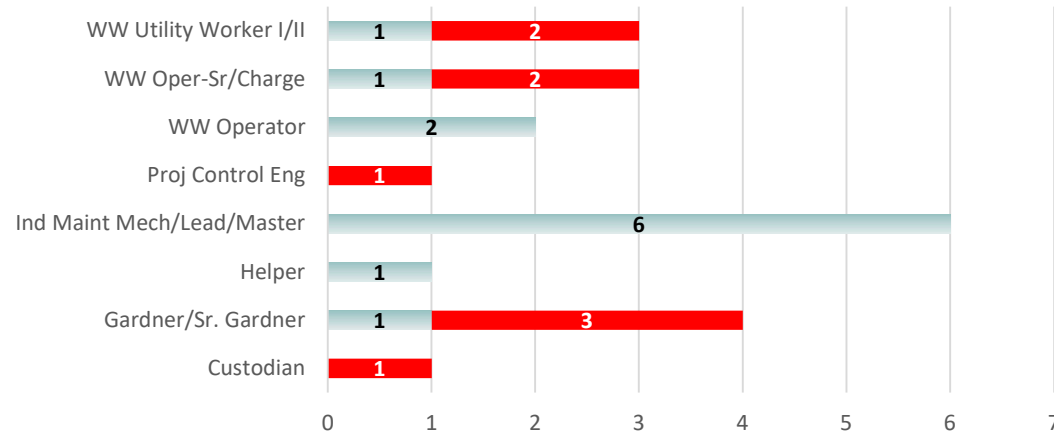
Icomp Data as of 10/21/2020





WTD Claims Summary January - September 2020 (Per Job Title - 21 Claims)

Department of
Natural Resources and Parks
King County Wastewater Treatment Division



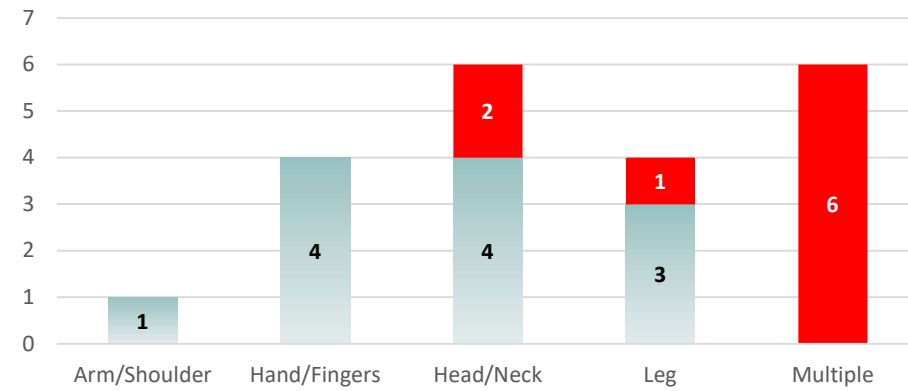
Medical Only
Timeloss

Icomp Data as of 10/21/2020



WTD Claim Summary January - September 2020 (Per Part of Body - 21 Claims)

Department of
Natural Resources and Parks
King County Wastewater Treatment Division



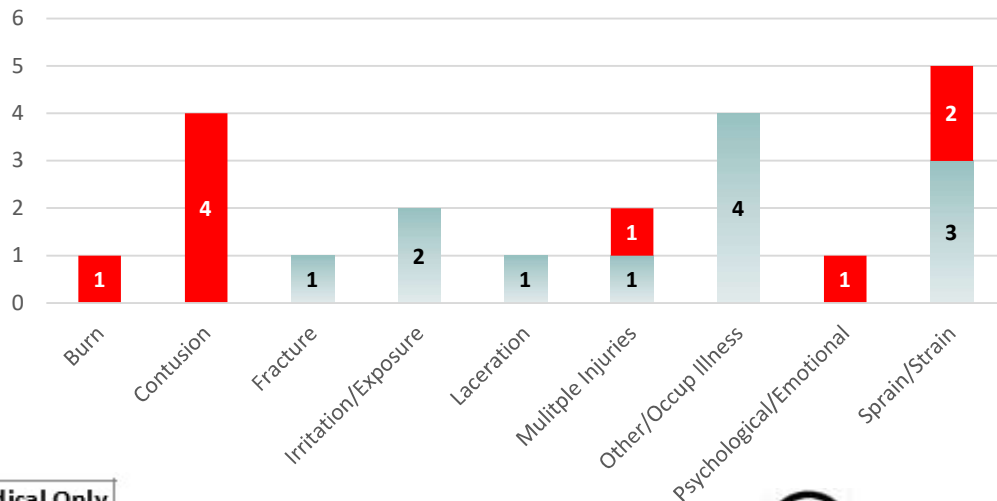
Medical Only
Timeloss

Icomp Data as of 10/21/2020



WTD Claims Summary January - September 2020 (Per Injury Type - 21 Claims)

Department of
Natural Resources and Parks
King County Wastewater Treatment Division



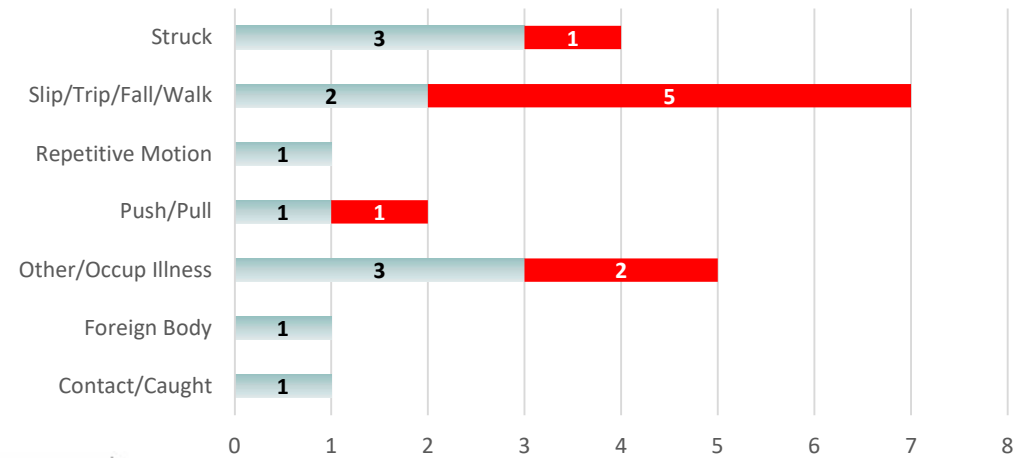
Medical Only
Timeloss

Icomp Data as of 10/2/2020



WTD Claims Summary January - September 2020 (Per Action Type - 21 Claims)

Department of
Natural Resources and Parks
King County Wastewater Treatment Division



Medical Only
Timeloss

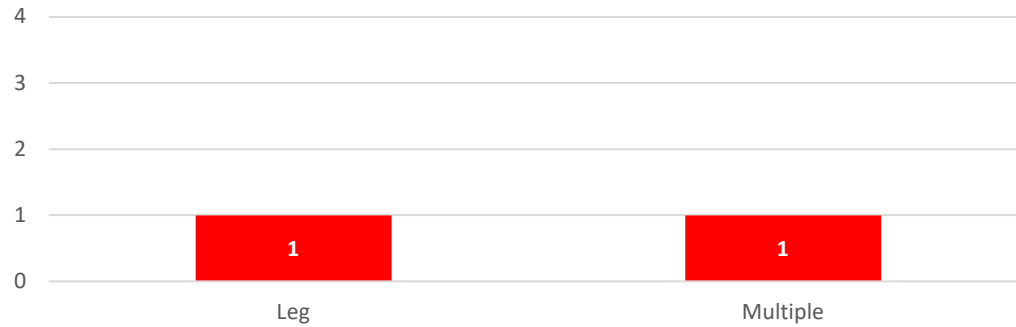
Icomp Data as of 10/21/2020





WTD Claims-Current Month September 2020 (Per Part of Body - 2 Claims)

Department of
Natural Resources and Parks
King County Wastewater Treatment Division



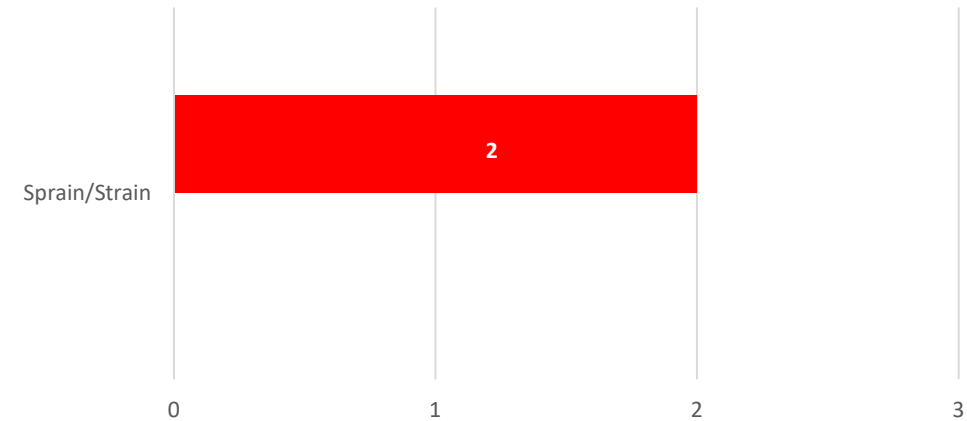
Medical Only
Timeloss

Icomp Data as of 10/21/2020



WTD Claims-Current Month September 2020 (Per Injury Type - 2 Claims)

Department of
Natural Resources and Parks
King County Wastewater Treatment Division




Medical Only
Timeloss

Icomp Data as of 10/21/2020



WTD Claims-Current Month September 2020 (Per Action Type - 2 Claims)

Department of
Natural Resources and Parks
King County Wastewater Treatment Division



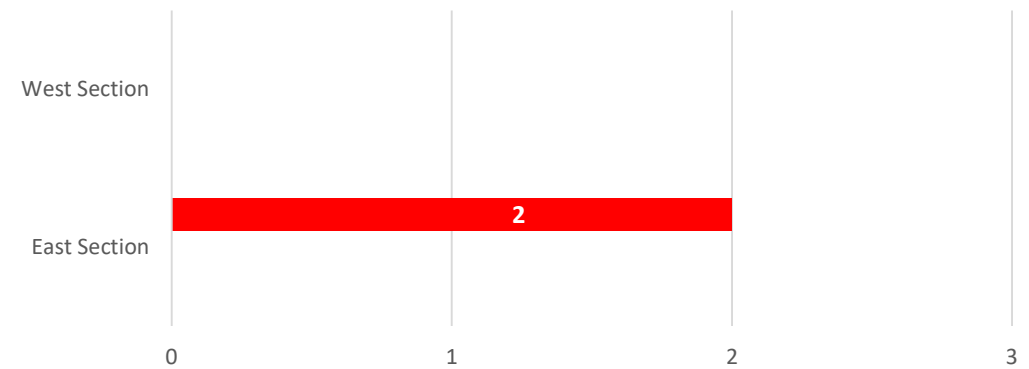
Medical Only
Timeloss

Icomp Data as of 10/21/2020



WTD Claims-Current Month September 2020 (Per Section - 2 Claims)

Department of
Natural Resources and Parks
King County Wastewater Treatment Division



Medical Only
Timeloss

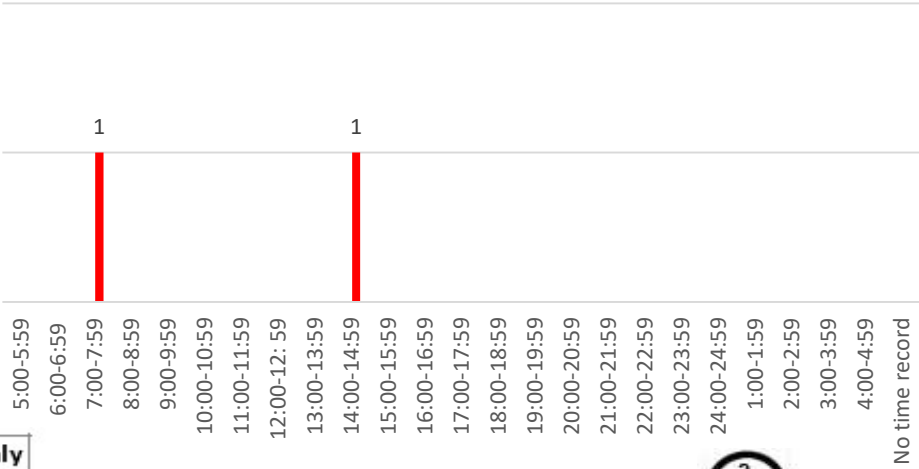
Icomp Data as of 10/21/2020





WTD Claims - Current Month
September 2020
(Per Time - 2 Claims)

Department of
Natural Resources and Parks
King County Wastewater Treatment Division



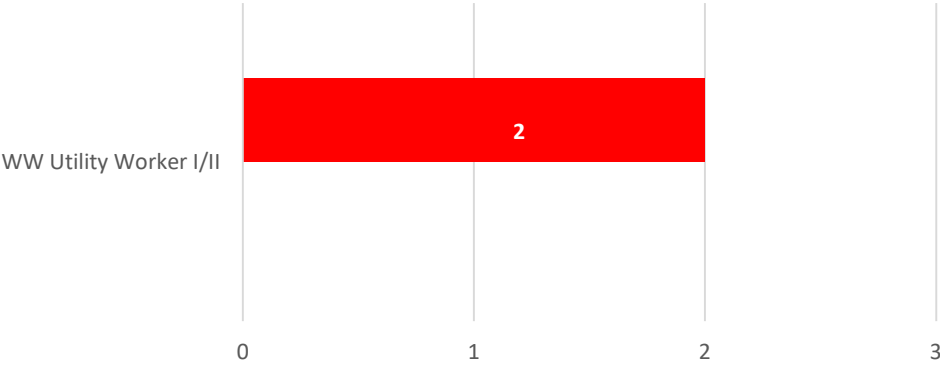
Medical Only
Timeloss

Icomp Data as of 10/21/2020



WTD Claims - Current Month
September 2020
(Per Job Title - 2 Claims)

Department of
Natural Resources and Parks
King County Wastewater Treatment Division



Medical Only
Timeloss

Icomp Data as of 10/21/2020

