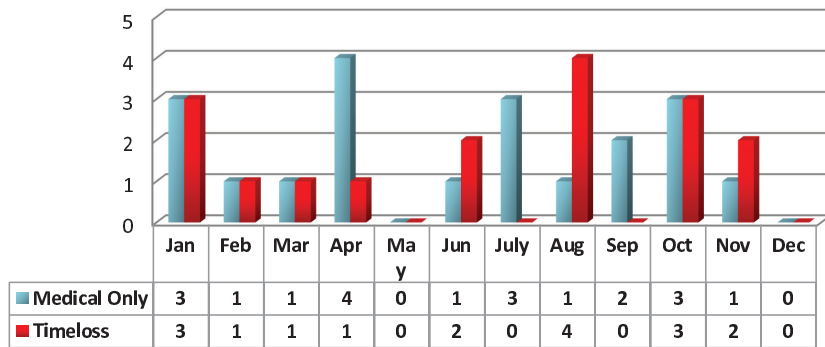



WTD Claims-Summary
January - December 2018
(Per Month View Total - 37 Claims)

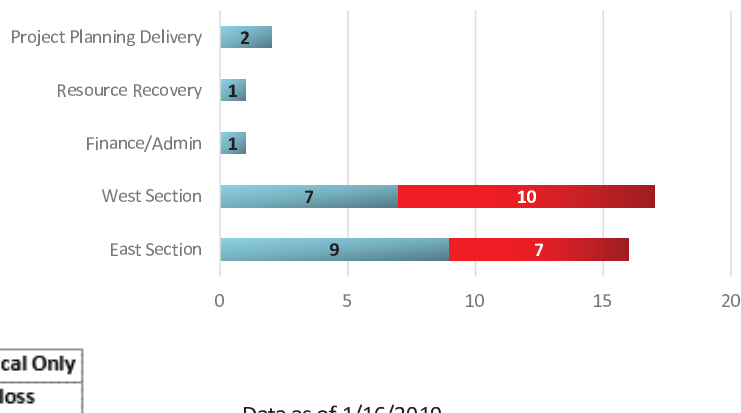


OSHA Hearing Loss Recordable = 1 out of 272 employees tested
Data as of 1/16/2019

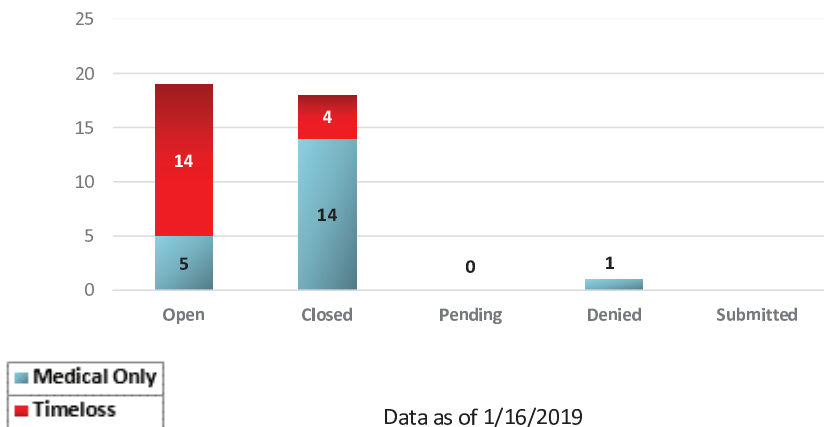
WTD Claims-Summary
January - December 2018
(Per Month Total - 37 Claims)



WTD Claims-Summary
January - December 2018
(Per Section - 37 Claims)



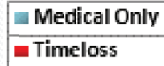
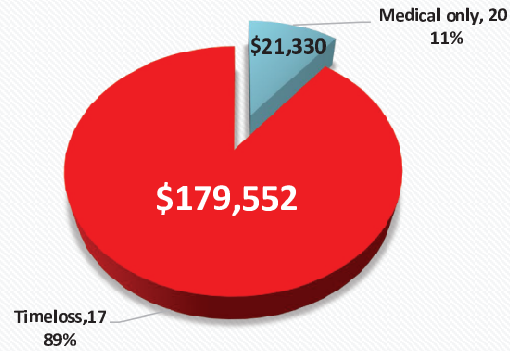
WTD Claims-Summary
January - December 2018
(Per Claim Status - 37 Claims)



WTD Claims Summary Cost

January - December 2018

(Per Type)

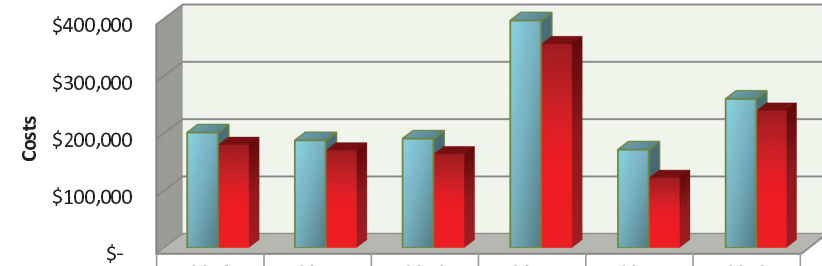


Data as of 1/16/2019

WTD Claims Summary Cost

5 Year Report (2013 - 2018)

(Per Year)

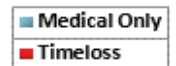
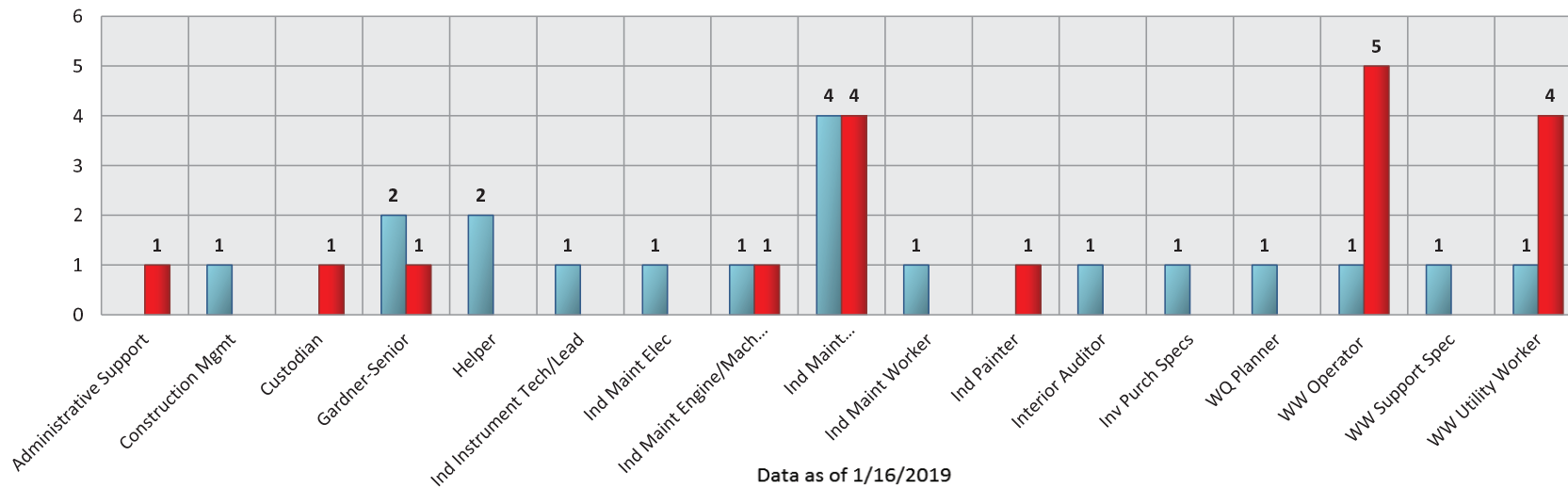


	2018	2017	2016	2015	2014	2013
Total Claims	\$200,882	\$187,340	\$190,193	\$396,429	\$171,073	\$259,619
Timeloss Claims	\$179,552	\$169,752	\$163,193	\$355,340	\$121,870	\$239,154

WTD Claims Summary

January - December 2018

(Per Job Title)



Data as of 1/16/2019

WTD Claims-Current Month
December 2018
ZERO CLAIMS REPORTED



Data as of 1/16/2019