

Storm Season increases risk of floods and sewer overflows

Know Your Sewer System.

Know Who To Call.

1 Home With Septic

Clean-up service* () _____
 Insurance () _____
 Septic service or plumber () _____

2 Home On Local Sewer System

Clean-up service* () _____
 Insurance () _____
 Plumber () _____
 Local sewer agency** () _____

3 Manhole Overflows

Local sewer agency** () _____

4 Storm Drain/Street Flooding

City Public Works/Surface Water Utility** () _____

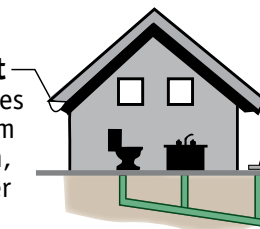
5 Regional System Overflows

King County collects sewage for local agencies and is responsible for regional treatment. For overflows occurring in the regional system, (overflows from manholes that say "Metro" on the lid, or near King County pump stations), call the King County Wastewater Treatment Division at 206-263-3801 (in Seattle, Kenmore, Shoreline), or 206-684-2404 (all other areas).

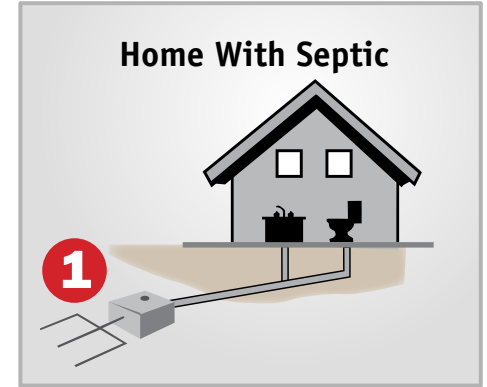
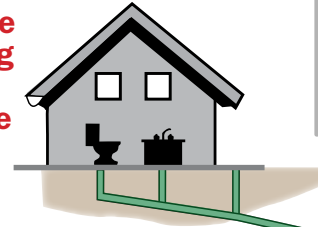
Renters:
 Talk with your landlords about 24-hour sewer overflow procedure. Clean-up services require landlord signature.

Homeowners
 are responsible for maintaining their septic tanks and side sewers to prevent flooding and overflows.


Downspout
 Rain water goes into the storm water system, not the sewer



Homes With Sewer System




Storm Sewer
 Drains to creek, lake, Puget Sound



Regional Sewer Line

5

County Wastewater Treatment Plant



Local Sewer Line
 Local agencies are responsible for maintaining local sewer pipes in your neighborhood.

3

Side Sewer

Cleanout

2



King County

Department of
 Natural Resources and Parks
Wastewater Treatment Division

*Clean-up services: search "Water Damage Restoration" in the yellow pages
 **Find emergency contact numbers in your utility bill(s) or blue pages in the phone book

Keep yourself safe during a flooding event or sewage overflow

1. Evacuate if necessary – call 911 in emergencies
2. Stay out of flooded areas and avoid contact with any type of flood water
3. Safely turn off electricity to affected area
4. Stop using plumbing that drains to the sewer system
5. Prevent the spread of contaminants and odors: turn off furnaces, air conditioners, and close vents
6. If you have been exposed to floodwater or wastewater, change clothing and shoes and wash affected skin surfaces.
7. Contact your doctor at the first sign of illness or infection
8. Hire a professional service to clean up damaged areas of your home. You can find services listed in phone directories under “Water Damage Restoration”. Use caution if you choose to clean up the spill; wear boots, rubber gloves and properly dispose of contaminated material.




Help prevent overflows

Protect sewer pipes, the treatment system and the Puget Sound



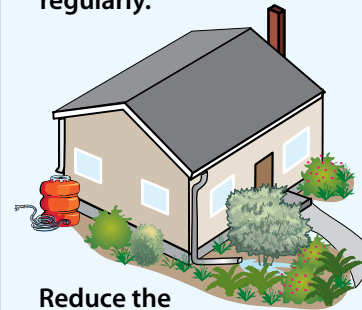
Inspect your side sewers and septic systems regularly.



Prevent tree roots from breaking sewer pipes.



Dispose of garbage and hair in the trash can, not the toilets.



Reduce the amount of rainwater entering the sewer system. Choose rain gardens, rain barrels, pervious pavement and green roofs.



Dispose of grease in the trash can or recycle it.



Prevent harmful chemicals from entering the wastewater system. Use simple, biodegradable household and personal products.



Prevent medicines from entering the wastewater system.

Return medicines to a pharmacy or dispose in the trash can.



Keep storm drains clear



Store hazardous materials in spill proof containers, dispose at hazardous waste facilities.

Learn more about responding to sewer spills at kingcounty.gov. Search “sewer spills.” Floods are a common emergency in our area. Learn how to prepare and respond at www.govlink.org/storm/

Alternative formats available

Call 206-263-6028 or 711 (TTY)

Printed on recycled stock. Please recycle.

1104_2068_SewerOverflowCard_rev1.indd sk, md 12/2024
Produced by: King County DNRP, WLRD, GIS, Visual Comm. & Web Unit



King County

Department of Natural Resources and Parks
Wastewater Treatment Division