

King County Consortium 2018 CAPER

Attachment C

Supporting IDIS Reports



King County Consortium 2018 Consolidated Annual Performance Evaluation Report

IDIS Reports

PR 01 HUD Grants and Program Income

PR 03 CDBG Activity Summary Report

PR 22 Status of HOME Activities

PR 23 CDBG Summary of Accomplishments

PR 23 HOME Summary of Accomplishments

PR 26 CDBG Financial Summary Report

PR 91 ESG Financial Summary

U.S. DEPARTMENT OF HOUSING AND URBAN
DEVELOPMENT
OFFICE OF COMMUNITY PLANNING AND DEVELOPMENT
PR01 - HUD Grants and Program Income

DATE: 3/26/2019
TIME: 11:59:45 AM
PAGE: 1/8

IDIS

Program	Fund Type	Grantee Name	Grantee State Code	Grant Number	Authorized Amount	Suballocated Amount	Amount Committed to Activities	Net Drawn Amount	FY YTD Net Draw Amount	Available to Commit				
CDBG	EN	KING COUNTY	WA	B90UC530001	\$4,308,000.00	\$0.00	\$4,308,000.00	\$4,308,000.00	\$0.00	\$0.00				
				B91UC530001	\$4,491,000.00	\$0.00	\$4,491,000.00	\$4,491,000.00	\$0.00	\$0.00				
				B92UC530001	\$4,861,000.00	\$0.00	\$4,861,000.00	\$4,861,000.00	\$0.00	\$0.00				
				B93UC530001	\$5,762,000.00	\$0.00	\$5,762,000.00	\$5,762,000.00	\$0.00	\$0.00				
				B94UC530001	\$6,805,000.00	\$0.00	\$6,805,000.00	\$6,805,000.00	\$0.00	\$0.00				
				B95UC530001	\$7,592,000.00	\$0.00	\$7,592,000.00	\$7,592,000.00	\$0.00	\$0.00				
				B96UC530001	\$7,406,000.00	\$0.00	\$7,406,000.00	\$7,406,000.00	\$0.00	\$0.00				
				B97UC530001	\$7,255,000.00	\$0.00	\$7,255,000.00	\$7,255,000.00	\$0.00	\$0.00				
				B98UC530001	\$7,022,000.00	\$0.00	\$7,022,000.00	\$7,022,000.00	\$0.00	\$0.00				
				B99UC530001	\$7,065,000.00	\$0.00	\$7,065,000.00	\$7,065,000.00	\$0.00	\$0.00				
				B00UC530001	\$7,013,000.00	\$0.00	\$7,013,000.00	\$7,013,000.00	\$0.00	\$0.00				
				B01UC530001	\$7,303,000.00	\$0.00	\$7,303,000.00	\$7,303,000.00	\$0.00	\$0.00				
				B02UC530001	\$7,019,195.00	\$0.00	\$7,019,195.00	\$7,019,195.00	\$0.00	\$0.00				
				B03UC530001	\$7,448,000.00	\$0.00	\$7,448,000.00	\$7,448,000.00	\$0.00	\$0.00				
				B04UC530001	\$7,164,000.00	\$0.00	\$7,164,000.00	\$7,164,000.00	\$0.00	\$0.00				
				B05UC530001	\$6,774,405.00	\$0.00	\$6,774,405.00	\$6,774,405.00	\$0.00	\$0.00				
				B06UC530001	\$6,209,982.00	\$1,406,133.00	\$4,803,849.00	\$4,803,849.00	\$0.00	\$0.00				
				B07UC530001	\$6,200,622.00	\$1,281,274.00	\$4,919,348.00	\$4,919,348.00	\$0.00	\$0.00				
				B08UC530001	\$6,001,677.00	\$1,403,261.00	\$4,598,416.00	\$4,598,416.00	\$0.00	\$0.00				
				B09UC530001	\$6,044,830.00	\$1,113,213.04	\$4,931,616.96	\$4,931,616.96	\$0.00	\$0.00				
				B10UC530001	\$6,536,349.00	\$1,162,699.03	\$5,373,649.97	\$5,373,649.97	\$0.00	\$0.00				
				B11UC530001	\$5,430,712.00	\$1,086,124.40	\$4,344,587.60	\$4,344,587.60	\$0.00	\$0.00				
				B12UC530001	\$4,135,435.00	\$884,769.95	\$3,250,665.05	\$3,250,665.05	\$0.00	\$0.00				
				B13UC530001	\$4,870,727.00	\$0.00	\$4,870,727.00	\$4,870,727.00	\$0.00	\$0.00				
				B14UC530001	\$4,747,024.00	\$0.00	\$4,747,024.00	\$4,746,135.00	\$15,113.39	\$0.00				
				B15UC530001	\$4,873,731.00	\$0.00	\$4,873,731.00	\$4,858,849.86	\$18,036.89	\$0.00				
				B16UC530001	\$4,831,046.00	\$0.00	\$4,802,934.71	\$4,546,373.33	\$75,789.24	\$28,111.29				
				B17UC530001	\$4,865,828.00	\$0.00	\$4,561,925.83	\$3,661,292.81	\$541,386.39	\$303,902.17				
				B18UC530001	\$5,338,855.00	\$0.00	\$3,275,614.26	\$1,846,548.18	\$1,298,351.26	\$2,063,240.74				
				KING COUNTY Subtotal:					\$175,375,418.00	\$8,337,474.42	\$164,642,689.38	\$162,040,658.76	\$1,948,677.17	\$2,395,254.20
				EN Subtotal:					\$175,375,418.00	\$8,337,474.42	\$164,642,689.38	\$162,040,658.76	\$1,948,677.17	\$2,395,254.20
PI	KING COUNTY	WA	B97UC530001	\$125,548.48	\$0.00	\$125,548.48	\$125,548.48	\$0.00	\$0.00					
			B98UC530001	\$1,364,386.31	\$0.00	\$1,364,386.31	\$1,364,386.31	\$0.00	\$0.00					
			B99UC530001	\$2,372,891.20	\$0.00	\$2,372,891.20	\$2,372,891.20	\$0.00	\$0.00					
			B00UC530001	\$8,480,562.50	\$0.00	\$8,480,562.50	\$8,480,562.50	\$0.00	\$0.00					
			B01UC530001	\$2,450,132.35	\$0.00	\$2,450,132.35	\$2,450,132.35	\$0.00	\$0.00					
			B02UC530001	\$1,508,005.42	\$0.00	\$1,508,005.42	\$1,508,005.42	\$0.00	\$0.00					
			B03UC530001	\$1,532,467.09	\$0.00	\$1,532,467.09	\$1,532,467.09	\$0.00	\$0.00					
			B04UC530001	\$1,161,412.71	\$0.00	\$1,161,412.71	\$1,161,412.71	\$0.00	\$0.00					
			B05UC530001	\$1,197,938.67	\$0.00	\$1,197,938.67	\$1,197,938.67	\$0.00	\$0.00					
			B06UC530001	\$4,520,123.86	\$0.00	\$4,520,123.86	\$4,520,123.86	\$0.00	\$0.00					
			B07UC530001	\$5,017,682.18	\$0.00	\$5,017,682.18	\$5,017,682.18	\$0.00	\$0.00					
			B08UC530001	\$640,496.90	\$0.00	\$640,496.90	\$640,496.90	\$0.00	\$0.00					

U.S. DEPARTMENT OF HOUSING AND URBAN
DEVELOPMENT
OFFICE OF COMMUNITY PLANNING AND DEVELOPMENT
PR01 - HUD Grants and Program Income

DATE: 3/26/2019
TIME: 11:59:45 AM
PAGE: 2/8

IDIS

Program	Fund Type	Grantee Name	Grantee State Code	Grant Number	Available to Draw Recapture Amount	
CDBG	EN	KING COUNTY	WA	B90UC530001	\$0.00	\$0.00
				B91UC530001	\$0.00	\$0.00
				B92UC530001	\$0.00	\$0.00
				B93UC530001	\$0.00	\$0.00
				B94UC530001	\$0.00	\$0.00
				B95UC530001	\$0.00	\$0.00
				B96UC530001	\$0.00	\$0.00
				B97UC530001	\$0.00	\$0.00
				B98UC530001	\$0.00	\$0.00
				B99UC530001	\$0.00	\$0.00
				B00UC530001	\$0.00	\$0.00
				B01UC530001	\$0.00	\$0.00
				B02UC530001	\$0.00	\$0.00
				B03UC530001	\$0.00	\$0.00
				B04UC530001	\$0.00	\$0.00
				B05UC530001	\$0.00	\$0.00
				B06UC530001	\$0.00	\$0.00
				B07UC530001	\$0.00	\$0.00
				B08UC530001	\$0.00	\$0.00
				B09UC530001	\$0.00	\$0.00
				B10UC530001	\$0.00	\$0.00
				B11UC530001	\$0.00	\$0.00
				B12UC530001	\$0.00	\$0.00
				B13UC530001	\$0.00	\$0.00
				B14UC530001	\$889.00	\$0.00
				B15UC530001	\$14,881.14	\$0.00
				B16UC530001	\$284,672.67	\$0.00
				B17UC530001	\$1,204,535.19	\$0.00
				B18UC530001	\$3,492,306.82	\$0.00
				KING COUNTY Subtotal:	\$4,997,284.82	\$0.00
					\$4,997,284.82	\$0.00
PI	EN Subtotal:	KING COUNTY	WA	B97UC530001	\$0.00	\$0.00
				B98UC530001	\$0.00	\$0.00
				B99UC530001	\$0.00	\$0.00
				B00UC530001	\$0.00	\$0.00
				B01UC530001	\$0.00	\$0.00
				B02UC530001	\$0.00	\$0.00
				B03UC530001	\$0.00	\$0.00
				B04UC530001	\$0.00	\$0.00
				B05UC530001	\$0.00	\$0.00
				B06UC530001	\$0.00	\$0.00
				B07UC530001	\$0.00	\$0.00
				B08UC530001	\$0.00	\$0.00

2/8

U.S. DEPARTMENT OF HOUSING AND URBAN
DEVELOPMENT
OFFICE OF COMMUNITY PLANNING AND DEVELOPMENT
PR01 - HUD Grants and Program Income

DATE: 3/26/2019
TIME: 11:59:45 AM
PAGE: 3/8

IDIS

Program	Fund Type	Grantee Name	Grantee State Code	Grant Number	Authorized Amount	Suballocated Amount	Amount Committed to Activities	Net Drawn Amount	FY YTD Net Draw Amount	Available to Commit
CDBG	PI	KING COUNTY	WA	B09UC530001	\$356,790.17	\$0.00	\$356,790.17	\$356,790.17	\$0.00	\$0.00
				B10UC530001	\$339,798.18	\$0.00	\$339,798.18	\$339,798.18	\$0.00	\$0.00
				B11UC530001	\$353,846.32	\$0.00	\$353,846.32	\$353,846.32	\$0.00	\$0.00
				B12UC530001	\$676,550.32	\$0.00	\$676,550.32	\$676,550.32	\$0.00	\$0.00
				B13UC530001	\$438,197.27	\$0.00	\$438,197.27	\$438,197.27	\$0.00	\$0.00
				B14UC530001	\$522,067.96	\$0.00	\$522,067.96	\$522,067.96	\$0.00	\$0.00
				B15UC530001	\$491,883.64	\$0.00	\$491,883.64	\$491,883.64	\$0.00	\$0.00
				B16UC530001	\$1,045,595.98	\$0.00	\$1,045,595.98	\$1,045,595.98	\$0.00	\$0.00
				B17UC530001	\$968,113.67	\$0.00	\$968,113.67	\$968,113.67	\$0.00	\$0.00
				B18UC530001	\$1,051,104.61	\$0.00	\$1,051,104.61	\$1,051,104.61	\$488,845.20	\$0.00
				KING COUNTY Subtotal:	\$36,615,595.79	\$0.00	\$36,615,595.79	\$36,615,595.79	\$488,845.20	\$0.00
				PI Subtotal:	\$36,615,595.79	\$0.00	\$36,615,595.79	\$36,615,595.79	\$488,845.20	\$0.00
	AD	KING COUNTY	WA	B06UC530001	\$1,406,133.00	\$0.00	\$1,406,133.00	\$1,406,133.00	\$0.00	\$0.00
				B07UC530001	\$1,281,274.00	\$0.00	\$1,281,274.00	\$1,281,274.00	\$0.00	\$0.00
				B08UC530001	\$1,403,261.00	\$0.00	\$1,403,261.00	\$1,403,261.00	\$0.00	\$0.00
				B09UC530001	\$1,113,213.04	\$0.00	\$1,113,213.04	\$1,113,213.04	\$0.00	\$0.00
				B10UC530001	\$1,162,699.03	\$0.00	\$1,162,699.03	\$1,162,699.03	\$0.00	\$0.00
				B11UC530001	\$1,086,124.40	\$0.00	\$1,086,124.40	\$1,086,124.40	\$0.00	\$0.00
				B12UC530001	\$884,769.95	\$0.00	\$884,769.95	\$884,769.95	\$0.00	\$0.00
				B13UC530001	\$0.00	\$0.00	\$0.00	\$0.00	\$0.00	\$0.00
				KING COUNTY Subtotal:	\$8,337,474.42	\$0.00	\$8,337,474.42	\$8,337,474.42	\$0.00	\$0.00
				AD Subtotal:	\$8,337,474.42	\$0.00	\$8,337,474.42	\$8,337,474.42	\$0.00	\$0.00
ESG	EN	KING COUNTY	WA	S89UC530002	\$70,000.00	\$0.00	\$70,000.00	\$70,000.00	\$0.00	\$0.00
				S90UC530002	\$110,000.00	\$0.00	\$110,000.00	\$110,000.00	\$0.00	\$0.00
				S91UC530002	\$111,000.00	\$0.00	\$111,000.00	\$111,000.00	\$0.00	\$0.00
				S92UC530002	\$103,000.00	\$0.00	\$103,000.00	\$103,000.00	\$0.00	\$0.00
				S93UC530002	\$72,000.00	\$0.00	\$72,000.00	\$72,000.00	\$0.00	\$0.00
				S94UC530002	\$168,000.00	\$0.00	\$168,000.00	\$168,000.00	\$0.00	\$0.00
				S95UC530002	\$228,000.00	\$0.00	\$228,000.00	\$228,000.00	\$0.00	\$0.00
				S96UC530002	\$177,000.00	\$0.00	\$177,000.00	\$177,000.00	\$0.00	\$0.00
				S97UC530002	\$176,000.00	\$0.00	\$176,000.00	\$176,000.00	\$0.00	\$0.00
				S98UC530002	\$254,000.00	\$0.00	\$254,000.00	\$254,000.00	\$0.00	\$0.00
				S99UC530002	\$214,576.00	\$0.00	\$214,576.00	\$214,576.00	\$0.00	\$0.00
				S00UC530002	\$230,000.00	\$0.00	\$230,000.00	\$230,000.00	\$0.00	\$0.00
				S01UC530002	\$213,000.00	\$0.00	\$213,000.00	\$213,000.00	\$0.00	\$0.00
				S02UC530002	\$214,000.00	\$0.00	\$214,000.00	\$214,000.00	\$0.00	\$0.00
				S03UC530002	\$212,000.00	\$0.00	\$212,000.00	\$212,000.00	\$0.00	\$0.00
				S04UC530002	\$203,344.00	\$0.00	\$203,344.00	\$203,344.00	\$0.00	\$0.00
				S05UC530002	\$194,772.00	\$0.00	\$194,772.00	\$194,772.00	\$0.00	\$0.00
				S06UC530002	\$193,763.00	\$0.00	\$193,763.00	\$193,763.00	\$0.00	\$0.00
				S07UC530002	\$200,654.00	\$0.00	\$200,654.00	\$200,654.00	\$0.00	\$0.00
				S08UC530002	\$199,812.00	\$0.00	\$199,812.00	\$199,812.00	\$0.00	\$0.00
				S09UC530002	\$199,793.00	\$0.00	\$199,793.00	\$199,793.00	\$0.00	\$0.00

U.S. DEPARTMENT OF HOUSING AND URBAN
DEVELOPMENT
OFFICE OF COMMUNITY PLANNING AND DEVELOPMENT
PR01 - HUD Grants and Program Income

DATE: 3/26/2019
TIME: 11:59:45 AM
PAGE: 4/8

IDIS

Program	Fund Type	Grantee Name	Grantee State Code	Grant Number	Available to Draw Recapture Amount	
CDBG	PI	KING COUNTY	WA	B09UC530001	\$0.00	\$0.00
				B10UC530001	\$0.00	\$0.00
				B11UC530001	\$0.00	\$0.00
				B12UC530001	\$0.00	\$0.00
				B13UC530001	\$0.00	\$0.00
				B14UC530001	\$0.00	\$0.00
				B15UC530001	\$0.00	\$0.00
				B16UC530001	\$0.00	\$0.00
				B17UC530001	\$0.00	\$0.00
				B18UC530001	\$0.00	\$0.00
				KING COUNTY Subtotal:	\$0.00	\$0.00
				PI Subtotal:	\$0.00	\$0.00
	AD	KING COUNTY	WA	B06UC530001	\$0.00	\$0.00
				B07UC530001	\$0.00	\$0.00
				B08UC530001	\$0.00	\$0.00
				B09UC530001	\$0.00	\$0.00
				B10UC530001	\$0.00	\$0.00
				B11UC530001	\$0.00	\$0.00
				B12UC530001	\$0.00	\$0.00
				B13UC530001	\$0.00	\$0.00
				KING COUNTY Subtotal:	\$0.00	\$0.00
				AD Subtotal:	\$0.00	\$0.00
ESG	EN	KING COUNTY	WA	S89UC530002	\$0.00	\$0.00
				S90UC530002	\$0.00	\$0.00
				S91UC530002	\$0.00	\$0.00
				S92UC530002	\$0.00	\$0.00
				S93UC530002	\$0.00	\$0.00
				S94UC530002	\$0.00	\$0.00
				S95UC530002	\$0.00	\$0.00
				S96UC530002	\$0.00	\$0.00
				S97UC530002	\$0.00	\$0.00
				S98UC530002	\$0.00	\$0.00
				S99UC530002	\$0.00	\$0.00
				S00UC530002	\$0.00	\$0.00
				S01UC530002	\$0.00	\$0.00
				S02UC530002	\$0.00	\$0.00
				S03UC530002	\$0.00	\$0.00
				S04UC530002	\$0.00	\$0.00
				S05UC530002	\$0.00	\$0.00
				S06UC530002	\$0.00	\$0.00
				S07UC530002	\$0.00	\$0.00
				S08UC530002	\$0.00	\$0.00
				S09UC530002	\$0.00	\$0.00

4/8

U.S. DEPARTMENT OF HOUSING AND URBAN
DEVELOPMENT
OFFICE OF COMMUNITY PLANNING AND DEVELOPMENT
PR01 - HUD Grants and Program Income

DATE: 3/26/2019
TIME: 11:59:45 AM
PAGE: 5/8

IDIS

Program	Fund Type	Grantee Name	Grantee State Code	Grant Number	Authorized Amount	Suballocated Amount	Amount Committed to Activities	Net Drawn Amount	FY YTD Net Draw Amount	Available to Commit
ESG	EN	KING COUNTY	WA	S10UC530002	\$196,212.83	\$0.00	\$196,212.83	\$196,212.83	\$0.00	\$0.00
				KING COUNTY Subtotal:	\$3,940,926.83	\$0.00	\$3,940,926.83	\$3,940,926.83	\$0.00	\$0.00
		EN Subtotal:			\$3,940,926.83	\$0.00	\$3,940,926.83	\$3,940,926.83	\$0.00	\$0.00
HOME	EN	KING COUNTY	WA	M92UC530200	\$2,117,000.00	\$354,359.00	\$1,762,641.00	\$1,762,641.00	\$0.00	\$0.00
				M93DC530200	\$1,766,000.00	\$599,413.00	\$1,166,587.00	\$1,166,587.00	\$0.00	\$0.00
				M94DC530200	\$2,679,000.00	\$629,782.00	\$2,049,218.00	\$2,049,218.00	\$0.00	\$0.00
				M95DC530200	\$2,910,000.00	\$734,964.92	\$2,175,035.08	\$2,175,035.08	\$0.00	\$0.00
				M96DC530200	\$2,932,000.00	\$897,554.88	\$2,034,445.12	\$2,034,445.12	\$0.00	\$0.00
				M97DC530200	\$2,847,000.00	\$418,848.00	\$2,428,152.00	\$2,428,152.00	\$0.00	\$0.00
				M98DC530200	\$3,019,000.00	\$1,011,528.00	\$2,007,472.00	\$2,007,472.00	\$0.00	\$0.00
				M99DC530200	\$3,255,000.00	\$813,750.00	\$2,441,250.00	\$2,441,250.00	\$0.00	\$0.00
				M00DC530200	\$3,256,000.00	\$1,020,545.92	\$2,235,454.08	\$2,235,454.08	\$0.00	\$0.00
				M01DC530200	\$3,643,000.00	\$1,437,168.00	\$2,205,832.00	\$2,205,832.00	\$0.00	\$0.00
				M02DC530200	\$3,614,000.00	\$932,318.56	\$2,681,681.44	\$2,681,681.44	\$0.00	\$0.00
				M03DC530200	\$4,593,515.00	\$1,709,351.50	\$2,884,163.50	\$2,884,163.50	\$0.00	\$0.00
				M04DC530200	\$5,158,748.00	\$1,162,071.90	\$3,996,676.10	\$3,996,676.10	\$0.00	\$0.00
				M05DC530200	\$4,577,005.00	\$1,312,256.60	\$3,264,748.40	\$3,264,748.40	\$0.00	\$0.00
				M06DC530200	\$4,256,782.00	\$1,734,453.10	\$2,522,328.90	\$2,522,328.90	\$0.00	\$0.00
				M07DC530200	\$4,223,400.00	\$1,361,124.92	\$2,862,275.08	\$2,862,275.08	\$0.00	\$0.00
				M08DC530200	\$4,043,852.00	\$2,100,474.88	\$1,943,377.12	\$1,943,377.12	\$0.00	\$0.00
				M09DC530200	\$4,444,900.00	\$2,907,228.00	\$1,537,672.00	\$1,537,672.00	\$0.00	\$0.00
				M10DC530200	\$4,421,018.00	\$1,107,105.94	\$3,313,912.06	\$3,313,912.06	\$0.00	\$0.00
				M11DC530200	\$3,913,643.00	\$391,364.30	\$3,522,278.70	\$3,522,278.70	\$0.00	\$0.00
				M12DC530200	\$2,558,681.00	\$255,868.10	\$2,302,812.90	\$2,302,812.90	\$0.00	\$0.00
				M13DC530200	\$2,640,004.00	\$959,346.73	\$1,680,657.27	\$1,680,657.27	\$0.00	\$0.00
				M14DC530200	\$2,748,083.00	\$274,808.30	\$2,473,275.55	\$2,473,275.55	\$0.00	\$47.15
				M15DC530200	\$2,556,707.00	\$639,176.75	\$1,917,529.86	\$1,917,529.86	\$0.00	\$0.39
				M16DC530200	\$2,704,994.00	\$676,248.50	\$1,540,209.50	\$1,491,209.50	\$0.00	\$488,536.00
				M17DC530200	\$2,713,903.00	\$678,475.75	\$2,023,444.00	\$1,872,001.17	\$8,397.33	\$11,983.25
				M18DC530200	\$3,801,609.00	\$950,402.25	\$0.00	\$0.00	\$0.00	\$2,851,206.75
				KING COUNTY Subtotal:	\$91,394,844.00	\$27,069,989.80	\$60,973,080.66	\$60,772,637.83	\$8,397.33	\$3,351,773.54
		EN Subtotal:			\$91,394,844.00	\$27,069,989.80	\$60,973,080.66	\$60,772,637.83	\$8,397.33	\$3,351,773.54
	PI	KING COUNTY	WA	M98DC530200	\$248,290.00	\$0.00	\$248,290.00	\$248,290.00	\$0.00	\$0.00
				M99DC530200	\$503,519.46	\$0.00	\$503,519.46	\$503,519.46	\$0.00	\$0.00
				M00DC530200	\$874,468.68	\$0.00	\$874,468.68	\$874,468.68	\$0.00	\$0.00
				M01DC530200	\$575,000.00	\$0.00	\$575,000.00	\$575,000.00	\$0.00	\$0.00
				M02DC530200	\$540,010.04	\$0.00	\$540,010.04	\$540,010.04	\$0.00	\$0.00
				M03DC530200	\$858,988.16	\$0.00	\$858,988.16	\$858,988.16	\$0.00	\$0.00
				M04DC530200	\$410,833.80	\$0.00	\$410,833.80	\$410,833.80	\$0.00	\$0.00
				M05DC530200	\$308,331.41	\$0.00	\$308,331.41	\$308,331.41	\$0.00	\$0.00
				M06DC530200	\$220,246.62	\$0.00	\$220,246.62	\$220,246.62	\$0.00	\$0.00
				M07DC530200	\$329,525.68	\$0.00	\$329,525.68	\$329,525.68	\$0.00	\$0.00
				M08DC530200	\$377,169.94	\$0.00	\$377,169.94	\$377,169.94	\$0.00	\$0.00

5/8

U.S. DEPARTMENT OF HOUSING AND URBAN
DEVELOPMENT
OFFICE OF COMMUNITY PLANNING AND DEVELOPMENT
PR01 - HUD Grants and Program Income

DATE: 3/26/2019
TIME: 11:59:45 AM
PAGE: 6/8

IDIS

Program	Fund Type	Grantee Name	Grantee State Code	Grant Number	Available to Draw Recapture Amount	
ESG	EN	KING COUNTY	WA	S10UC530002	\$0.00	\$0.00
				KING COUNTY Subtotal:	\$0.00	\$0.00
		EN Subtotal:			\$0.00	\$0.00
HOME	EN	KING COUNTY	WA	M92UC530200	\$0.00	\$0.00
				M93DC530200	\$0.00	\$0.00
				M94DC530200	\$0.00	\$0.00
				M95DC530200	\$0.00	\$0.00
				M96DC530200	\$0.00	\$0.00
				M97DC530200	\$0.00	\$0.00
				M98DC530200	\$0.00	\$0.00
				M99DC530200	\$0.00	\$0.00
				M00DC530200	\$0.00	\$0.00
				M01DC530200	\$0.00	\$0.00
				M02DC530200	\$0.00	\$0.00
				M03DC530200	\$0.00	\$0.00
				M04DC530200	\$0.00	\$0.00
				M05DC530200	\$0.00	\$0.00
				M06DC530200	\$0.00	\$0.00
				M07DC530200	\$0.00	\$0.00
				M08DC530200	\$0.00	\$0.00
				M09DC530200	\$0.00	\$0.00
				M10DC530200	\$0.00	\$0.00
				M11DC530200	\$0.00	\$0.00
				M12DC530200	\$0.00	\$0.00
				M13DC530200	\$0.00	\$0.00
				M14DC530200	\$47.15	\$0.00
				M15DC530200	\$0.39	\$0.00
				M16DC530200	\$537,536.00	\$0.00
				M17DC530200	\$163,426.08	\$0.00
				M18DC530200	\$2,851,206.75	\$0.00
				KING COUNTY Subtotal:	\$3,552,216.37	\$0.00
		EN Subtotal:			\$3,552,216.37	\$0.00
	PI	KING COUNTY	WA	M98DC530200	\$0.00	\$0.00
				M99DC530200	\$0.00	\$0.00
				M00DC530200	\$0.00	\$0.00
				M01DC530200	\$0.00	\$0.00
				M02DC530200	\$0.00	\$0.00
				M03DC530200	\$0.00	\$0.00
				M04DC530200	\$0.00	\$0.00
				M05DC530200	\$0.00	\$0.00
				M06DC530200	\$0.00	\$0.00
				M07DC530200	\$0.00	\$0.00
				M08DC530200	\$0.00	\$0.00

6/8

U.S. DEPARTMENT OF HOUSING AND URBAN
DEVELOPMENT
OFFICE OF COMMUNITY PLANNING AND DEVELOPMENT
PR01 - HUD Grants and Program Income

DATE: 3/26/2019
TIME: 11:59:45 AM
PAGE: 7/8

IDIS


Program	Fund Type	Grantee Name	Grantee State Code	Grant Number	Authorized Amount	Suballocated Amount	Amount Committed to Activities	Net Drawn Amount	FY YTD Net Draw Amount	Available to Commit
HOME	PI	KING COUNTY	WA	M09DC530200	\$78,880.71	\$0.00	\$78,880.71	\$78,880.71	\$0.00	\$0.00
				M10DC530200	\$114,585.59	\$0.00	\$114,585.59	\$114,585.59	\$0.00	\$0.00
				M11DC530200	\$88,782.96	\$0.00	\$88,782.96	\$88,782.96	\$0.00	\$0.00
				M12DC530200	\$302,031.48	\$30,203.15	\$271,828.33	\$271,828.33	\$0.00	\$0.00
				M13DC530200	\$184,712.70	\$18,471.27	\$166,241.43	\$166,241.43	\$0.00	\$0.00
				M14DC530200	\$352,127.34	\$34,072.25	\$318,055.09	\$318,055.09	\$0.00	\$0.00
				M15DC530200	\$438,800.94	\$43,880.09	\$394,920.85	\$394,920.85	\$0.00	\$0.00
				M16DC530200	\$412,225.36	\$41,222.54	\$371,002.82	\$371,002.82	\$0.00	\$0.00
				M17DC530200	\$228,758.56	\$22,875.86	\$69,000.00	\$47,249.38	\$47,249.38	\$136,882.70
				M18DC530200	\$623,862.96	\$62,386.30	\$0.00	\$0.00	\$0.00	\$561,476.66
				KING COUNTY Subtotal:	\$8,071,152.39	\$253,111.46	\$7,119,681.57	\$7,097,930.95	\$47,249.38	\$698,359.36
				PI Subtotal:	\$8,071,152.39	\$253,111.46	\$7,119,681.57	\$7,097,930.95	\$47,249.38	\$698,359.36
	PA	KING COUNTY	WA	M12DC530200	\$30,203.15	\$0.00	\$30,203.15	\$30,203.15	\$0.00	\$0.00
				M13DC530200	\$18,471.27	\$0.00	\$18,471.27	\$18,471.27	\$0.00	\$0.00
				M14DC530200	\$34,072.25	\$0.00	\$34,072.25	\$34,072.25	\$0.00	\$0.00
				M15DC530200	\$43,880.09	\$0.00	\$43,880.09	\$43,880.09	\$0.00	\$0.00
				M16DC530200	\$41,222.54	\$0.00	\$41,222.54	\$41,222.54	\$0.00	\$0.00
				M17DC530200	\$22,875.86	\$0.00	\$22,875.86	\$22,875.86	\$2,190.66	\$0.00
				M18DC530200	\$62,386.30	\$0.00	\$0.00	\$0.00	\$0.00	\$62,386.30
				KING COUNTY Subtotal:	\$253,111.46	\$0.00	\$190,725.16	\$190,725.16	\$2,190.66	\$62,386.30
				PA Subtotal:	\$253,111.46	\$0.00	\$190,725.16	\$190,725.16	\$2,190.66	\$62,386.30
GRANTEE					\$323,988,522.89	\$35,660,575.68	\$281,820,173.81	\$278,995,949.74	\$2,495,359.74	\$6,507,773.40

U.S. DEPARTMENT OF HOUSING AND URBAN
DEVELOPMENT
OFFICE OF COMMUNITY PLANNING AND DEVELOPMENT
PR01 - HUD Grants and Program Income

DATE: 3/26/2019
TIME: 11:59:45 AM
PAGE: 8/8

IDIS

Program	Fund Type	Grantee Name	Grantee State Code	Grant Number	Available to Draw	Recapture Amount	
HOME	PI	KING COUNTY	WA	M09DC530200	\$0.00	\$0.00	
				M10DC530200	\$0.00	\$0.00	
				M11DC530200	\$0.00	\$0.00	
				M12DC530200	\$0.00	\$0.00	
				M13DC530200	\$0.00	\$0.00	
				M14DC530200	\$0.00	\$0.00	
				M15DC530200	\$0.00	\$0.00	
				M16DC530200	\$0.00	\$0.00	
				M17DC530200	\$158,633.32	\$0.00	
				M18DC530200	\$561,476.66	\$0.00	
		KING COUNTY Subtotal:	\$720,109.98	\$0.00			
			\$720,109.98	\$0.00			
	PA	KING COUNTY	WA	M12DC530200	\$0.00	\$0.00	
				M13DC530200	\$0.00	\$0.00	
				M14DC530200	\$0.00	\$0.00	
				M15DC530200	\$0.00	\$0.00	
				M16DC530200	\$0.00	\$0.00	
				M17DC530200	\$0.00	\$0.00	
				M18DC530200	\$62,386.30	\$0.00	
					KING COUNTY Subtotal:	\$62,386.30	\$0.00
					PA Subtotal:	\$62,386.30	\$0.00
GRANTEE					\$9,331,997.47	\$0.00	



U.S. Department of Housing and Urban Development
Office of Community Planning and Development
Integrated Disbursement and Information System
CDBG Activity Summary Report (GPR) for Program Year 2018
KING COUNTY

Date: 29-Mar-2019
Time: 12:06
Page: 1

PGM Year: 1994
Project: 0002 - CONVERTED CDBG ACTIVITIES
IDIS Activity: 2 - CDBG COMMITTED FUNDS ADJUSTMENT

Status: Open
Location: ,

Objective:
Outcome:
Matrix Code: CI Land Acquisition/Disposition (17A) **National Objective:** LMC

Initial Funding Date: 01/01/0001

Description:

Financing

	Fund Type	Grant Year	Grant	Funded Amount	Drawn In Program Year	Drawn Thru Program Year
CDBG	EN	Pre-2015		\$43,401,081.50	\$0.00	\$0.00
		1990	B90UC530001		\$0.00	\$4,308,000.00
		1991	B91UC530001		\$0.00	\$4,491,000.00
		1992	B92UC530001		\$0.00	\$4,860,000.00
		1993	B93UC530001		\$0.00	\$5,762,000.00
		1994	B94UC530001		\$0.00	\$6,805,000.00
		1995	B95UC530001		\$0.00	\$7,592,000.00
		1996	B96UC530001		\$0.00	\$7,406,000.00
		1997	B97UC530001		\$0.00	\$5,194,000.00
		1999	B99UC530001		\$0.00	\$0.00
		2001	B01UC530001		\$0.00	(\$1,809,000.00)
		2002	B02UC530001		\$0.00	(\$1,207,918.50)
		2009	B09UC530001		\$0.00	\$0.00
		2010	B10UC530001		\$0.00	\$10,433.10
		2012	B12UC530001		\$0.00	\$0.00
		2014	B14UC530001		\$0.00	\$1,645.72
	PI			\$3,016,918.50	\$0.00	\$3,016,918.50
Total	Total			\$46,418,000.00	\$0.00	\$46,430,078.82

Proposed Accomplishments

Actual Accomplishments

Number assisted:

	Owner		Renter		Total		Person	
	Total	Hispanic	Total	Hispanic	Total	Hispanic	Total	Hispanic
White:	0	0	0	0	0	0		0
Black/African American:	0	0	0	0	0	0	0	0



U.S. Department of Housing and Urban Development
Office of Community Planning and Development
Integrated Disbursement and Information System
CDBG Activity Summary Report (GPR) for Program Year 2018
KING COUNTY

Date: 29-Mar-2019

Time: 12:06

Page: 2

Asian:	0	0	0	0	0	0	0	0
American Indian/Alaskan Native:	0	0	0	0	0	0	0	0
Native Hawaiian/Other Pacific Islander:	0	0	0	0	0	0	0	0
American Indian/Alaskan Native & White:	0	0	0	0	0	0	0	0
Asian White:	0	0	0	0	0	0	0	0
Black/African American & White:	0	0	0	0	0	0	0	0
American Indian/Alaskan Native & Black/African American:	0	0	0	0	0	0	0	0
Other multi-racial:	0	0	0	0	0	0	0	0
Asian/Pacific Islander:	0	0	0	0	0	0	0	0
Hispanic:	0	0	0	0	0	0	0	0
Total:	0	0	0	0	0	0	0	0
Female-headed Households:	0		0		0			

Income Category:

	Owner	Renter	Total	Person
Extremely Low	0	0	0	0
Low Mod	0	0	0	0
Moderate	0	0	0	0
Non Low Moderate	0	0	0	0
Total	0	0	0	0
Percent Low/Mod				

Annual Accomplishments

Years	Accomplishment Narrative	# Benefitting
1994	COMMITTED FUNDS ADJUSTMENT TO SET UP IDIS FROM 1994	



U.S. Department of Housing and Urban Development
Office of Community Planning and Development
Integrated Disbursement and Information System
CDBG Activity Summary Report (GPR) for Program Year 2018
KING COUNTY

Date: 29-Mar-2019
Time: 12:06
Page: 3

PGM Year: 2011
Project: 0006 - KING COUNTY CONSORTIUM-WIDE PUBLIC IMPROVEMENTS
IDIS Activity: 2370 - C04051 - GREENBRIDGE SECTION 108 LOAN REPAYMENT

Status: Open
Location: 801 2nd Ave Seattle, WA 98104-1576

Objective: Create economic opportunities
Outcome: Sustainability
Matrix Code: Street Improvements (03K)

National Objective: LMA

Initial Funding Date: 02/12/2008

Description:

PLANNED REPAYMENT OF A PORTION OF A SECTION 108 LOAN.
THIS IDIS NUMBER WAS ORIGINALLY ASSIGNED TO C06051, BUT WAS MOVED PER HUD INSTRUCTIONS.

Financing

	Fund Type	Grant Year	Grant	Funded Amount	Drawn In Program Year	Drawn Thru Program Year
CDBG	EN	Pre-2015		\$1,220,583.00	\$0.00	\$0.00
		2007	B07UC530001		\$0.00	\$174,369.00
		2008	B08UC530001		\$0.00	\$174,369.00
		2009	B09UC530001		\$0.00	\$174,369.00
		2010	B10UC530001		\$0.00	\$174,369.00
		2011	B11UC530001		\$0.00	\$174,369.00
		2012	B12UC530001		\$0.00	\$174,369.00
		2013	B13UC530001		\$0.00	\$174,369.00
		2015	B15UC530001	\$348,738.00	\$0.00	\$348,738.00
		2016	B16UC530001	\$174,369.00	\$0.00	\$174,369.00
	PI			\$428,545.00	\$0.00	\$428,545.00
Total	Total			\$2,172,235.00	\$0.00	\$2,172,235.00

Proposed Accomplishments

People (General) : 1
Total Population in Service Area: 10,203
Census Tract Percent Low / Mod: 66.40

Annual Accomplishments

Years	Accomplishment Narrative	# Benefitting
2006	PROJECT SET UP IN IDIS 4/28/06. WCD ER COMPLETE 12/28/2005. PROJECT IS ASSOCIATED WITH IDIS ACTIVITY 2226 AND BENEFICIARIES WILL BE REPORTED THERE.	
2007	ALL ELIGIBLE PROJECT INFRASTRUCTURE ACTIVITIES COMPLETED. CDBG PORTION OF SECTION 108 LOAN REPAYMENTS TO BE REFLECTED IN FUTURE ANNUAL REPORTS IDENTIFIED AS GRANTEE'S LOCAL NUMBER BY YEAR.	



U.S. Department of Housing and Urban Development
Office of Community Planning and Development
Integrated Disbursement and Information System
CDBG Activity Summary Report (GPR) for Program Year 2018
KING COUNTY

Date: 29-Mar-2019
Time: 12:06
Page: 4

Years	Accomplishment Narrative	# Benefitting
2008	ALL ELIGIBLE PROJECT INFRASTRUCTURE ACTIVITIES COMPLETED. CDBG PORTION OF SECTION 108 LOAN REPAYMENTS TO BE REFLECTED IN FUTURE ANNUAL REPORTS IDENTIFIED AS GRANTEE'S LOCAL NUMBER BY YEAR	
2009	ALL ELIGIBLE PROJECT INFRASTRUCTURE ACTIVITIES COMPLETED. CDBG PORTION OF SECTION 108 LOAN REPAYMENTS TO BE REFLECTED IN FUTURE ANNUAL REPORTS IDENTIFIED AS GRANTEE'S LOCAL NUMBER BY YEAR	
2010	ALL ELIGIBLE PROJECT INFRASTRUCTURE ACTIVITIES COMPLETED. CDBG PORTION OF SECTION 108 LOAN REPAYMENTS TO BE REFLECTED IN FUTURE ANNUAL REPORTS IDENTIFIED AS GRANTEE'S LOCAL NUMBER BY YEAR	
2011	CDBG funds and County local funds were used for annual payment on Section 108 Loan. Infrastructure was completed and housing has been constructed. Homes are occupied and businesses in operation. Loan repayment continues until 2025.	
2012	CDBG and local county funds were used to make annual Section 108 Loan payment. Infrastructure and housing was completed in prior years.	
2013	CDBG funds and County local funds were used for annual payment on Section 108 Loan. Infrastructure was completed and housing has been constructed. Homes are occupied and businesses in operation. Loan repayment continues until 2025. King County made its annual payment via wire transfer on 4 /30/13 for 174,369.	
2014	2014 CDBG funds and County local funds were used for annual payment on Section 108 Loan. Infrastructure was completed. Homes are occupied and businesses in operation. Loan repayment continues until 2025. King County made its annual payment via wire transfer on 4 /24/14 for 174,369.	
2015	CDBG funds and County local funds were used for annual payment on Section 108 Loan. Infrastructure was completed. Homes are occupied and businesses in operation. Loan repayment continues until 2025. King County will make its annual payment via wire transfer in the near term for 174,369. 10/2/15 - CDBG Funds moved from 3090 for annual payment.	
2016	CDBG funds and County local funds were used for annual payment on Section 108 Loan. Infrastructure was completed. Homes are occupied and businesses in operation. Loan repayment continues until 2025. King County will make its annual payment via wire transfer in the near term for 174,369. CDBG Funds moved from 3240 for annual payment.	
2017	CDBG funds and County local funds were used for annual payment on Section 108 Loan. Infrastructure was completed. Homes are occupied and businesses in operation. Loan repayment continues until 2025. King County will make its annual payment via wire transfer in the near term for 174,369. CDBG 2017 entitlement funds freed up from program income were used for the annual payment.	
2018	CDBG funds and County local funds were used for annual payment on Section 108 Loan. Infrastructure was completed. Homes are occupied and businesses in operation. Loan repayment continues until 2025. King County will make its annual payment via wire transfer in the near term for 174,369. CDBG 2018 entitlement funds freed up from program income were used for the annual payment.	



U.S. Department of Housing and Urban Development
Office of Community Planning and Development
Integrated Disbursement and Information System
CDBG Activity Summary Report (GPR) for Program Year 2018
KING COUNTY

Date: 29-Mar-2019
Time: 12:06
Page: 5

PGM Year: 2015
Project: 0006 - KING COUNTY CONSORTIUM-WIDE PUBLIC INFRASTRUCTURE
IDIS Activity: 3117 - Des Moines Parkside Park Renovation - C15543

Status: Completed 2/28/2018 12:00:00 AM
Location: 24401 25th Ave S Des Moines, WA 98198-4045

Objective: Create suitable living environments
Outcome: Availability/accessibility
Matrix Code: Parks, Recreational Facilities (03F)

National Objective: LMA

Initial Funding Date: 10/02/2015

Description:

CDBG funds shall be used for numerous improvements: ADA accessibility, new paths, grading, parking, fencing, play structures and sports court, picnic benches, tables and landscaping for this low income neighborhood park.

Financing

	Fund Type	Grant Year	Grant	Funded Amount	Drawn In Program Year	Drawn Thru Program Year
CDBG	EN	Pre-2015		\$14,281.44	\$0.00	\$0.00
		2014	B14UC530001		\$0.00	\$14,281.44
		2015	B15UC530001	\$366,234.35	\$0.00	\$366,234.35
		2016	B16UC530001	\$31,181.46	\$259.51	\$31,181.46
Total	Total			\$411,697.25	\$259.51	\$411,697.25

Proposed Accomplishments

Public Facilities : 1
Total Population in Service Area: 2,935
Census Tract Percent Low / Mod: 52.98

Annual Accomplishments

Years	Accomplishment Narrative	# Benefitting
2015	Environmental Review completed. Executed a contract for design work only and will amend for construction once HUD grant funds are received and contract is amended. Procurement for professional services for design underway.	
2016	Amendment to contract completed adding construction dollars after ER was updated for construction elements. Extended to Feb. 2017. Increased funding and extended timeline for completion. Project out to bid; bid opening scheduled for 8/16/16. 8/22/16 only one bid submitted. PMs reevaluating situation and project scope; anticipate rebidding late fall (Nov/Dec). 10/5/16 Voucher submitted for costs associated with bidding process. Project on hold until better bidding environment.	
2017	Bid opening April 24; 5/15 low bidder cleared re debarment. D&D Construction. Construction commenced mid August. Anticipate end of October for completion. 11/13/17 extending contract end date to allow for 1) final punch list to be addressed and 2) certified labor compliance documentation to be completed/submitted for final payment. 12/2017 90% invoice submitted for payment. Retainage held to address any final labor issues.	
2018	1/12/18 final documentation and invoice submitted for payment. 2/26/18 Ribbon cutting event scheduled for May, 2018. 5/17/18 Ribbon Cutting Event held. Park is in full use and providing updated benefits to the low to moderate-income neighborhood.	



U.S. Department of Housing and Urban Development
Office of Community Planning and Development
Integrated Disbursement and Information System
CDBG Activity Summary Report (GPR) for Program Year 2018
KING COUNTY

Date: 29-Mar-2019
Time: 12:06
Page: 6

PGM Year: 2015
Project: 0004 - KING COUNTY SUBRECIPIENT HOUSING DEVELOPMENT
IDIS Activity: 3205 - Imagine Housing 30 Bellevue (C16014)

Status: Open
Location: 3030 Bellevue Way NE Bellevue, WA 98004-1978

Objective: Provide decent affordable housing
Outcome: Affordability
Matrix Code: Acquisition of Real Property (01)

National Objective: LMH

Initial Funding Date: 11/30/2017

Description:

CDBG funds will be used toward land acquisition for the development of 60+ unit building collocated with St. Luke Lutheran Church which also houses the Sophias Place homeless shelter for women.

The proposed building is two and four levels of wood construction over one level of structured parking.

The project features lobby, leasing office, computer room/library, community gathering room, childrens play area and counseling offices. The project targets households earning below 30%, 40% and 60% of median area income, 20% of the units are proposed to be set aside for homeless and another 20% of the units are proposed to be set aside for households with disabilities.

Financing

	Fund Type	Grant Year	Grant	Funded Amount	Drawn In Program Year	Drawn Thru Program Year
CDBG	EN	2017	B17UC530001	\$469,812.00	\$0.00	\$469,812.00
Total	Total			\$469,812.00	\$0.00	\$469,812.00

Proposed Accomplishments

Housing Units : 60

Actual Accomplishments

Number assisted:

	Owner		Renter		Total		Person	
	Total	Hispanic	Total	Hispanic	Total	Hispanic	Total	Hispanic
White:	0	0	0	0	0	0		0
Black/African American:	0	0	0	0	0	0	0	0
Asian:	0	0	0	0	0	0	0	0
American Indian/Alaskan Native:	0	0	0	0	0	0	0	0
Native Hawaiian/Other Pacific Islander:	0	0	0	0	0	0	0	0
American Indian/Alaskan Native & White:	0	0	0	0	0	0	0	0
Asian White:	0	0	0	0	0	0	0	0
Black/African American & White:	0	0	0	0	0	0	0	0
American Indian/Alaskan Native & Black/African American:	0	0	0	0	0	0	0	0
Other multi-racial:	0	0	0	0	0	0	0	0
Asian/Pacific Islander:	0	0	0	0	0	0	0	0



U.S. Department of Housing and Urban Development
Office of Community Planning and Development
Integrated Disbursement and Information System
CDBG Activity Summary Report (GPR) for Program Year 2018
KING COUNTY

Date: 29-Mar-2019
Time: 12:06
Page: 7

Hispanic:	0	0	0	0	0	0	0	0
Total:	0	0	0	0	0	0	0	0

Female-headed Households:	0	0	0	0	0	0	0	0
---------------------------	---	---	---	---	---	---	---	---

Income Category:

	Owner	Renter	Total	Person
Extremely Low	0	0	0	0
Low Mod	0	0	0	0
Moderate	0	0	0	0
Non Low Moderate	0	0	0	0
Total	0	0	0	0

Percent Low/Mod

Annual Accomplishments

Years	Accomplishment Narrative	# Benefitting
2016	Environmental Review Record completed. Contract negotiations and funding coordination underway.	
2017	30Bellevue is a new construction project that will consist of 60+ units of permanent housing serving low income and homeless populations. 31 units will serve households at 30% AMI, 16 units will serve households at 40% AMI, 15 units will serve households at 60% AMI, and one unit will be unregulated. Construction is expected to be completed in April of 2019. The project will begin to lease up in April 2019 and full occupancy is expected by July 2019.	
2018	Construction is expected to be completed in April of 2019. The project will begin to lease up in April 2019 and full occupancy is expected by July 2019.	



U.S. Department of Housing and Urban Development
Office of Community Planning and Development
Integrated Disbursement and Information System
CDBG Activity Summary Report (GPR) for Program Year 2018
KING COUNTY

Date: 29-Mar-2019
Time: 12:06
Page: 8

PGM Year: 2016
Project: 0006 - KING COUNTY CONSORTIUM-WIDE PUBLIC INFRASTRUCTURE
IDIS Activity: 3230 - C16311 North Bend Way ADA Improvements

Status: Completed 12/31/2017 12:00:00 AM
Location: 200 W North Bend Way North Bend, WA 98045-8147

Objective: Create suitable living environments
Outcome: Sustainability
Matrix Code: Sidewalks (03L)

National Objective: LMC

Initial Funding Date: 09/08/2016

Description:

CDBG funds will be used for design and construction of removal of architectural barriers by providing wider concrete sidewalks that are accessible, curbs, and gutters along North Bend Way in North Bend, Washington.

Financing

	Fund Type	Grant Year	Grant	Funded Amount	Drawn In Program Year	Drawn Thru Program Year
CDBG	EN	Pre-2015		\$9,332.48	\$0.00	\$0.00
		2014	B14UC530001		\$0.00	\$9,332.48
		2015	B15UC530001	\$85,069.39	\$0.00	\$85,069.39
		2016	B16UC530001	\$264,258.16	\$141.55	\$264,258.16
	PI			\$4,976.83	\$0.00	\$4,976.83
Total	Total			\$363,636.86	\$141.55	\$363,636.86

Proposed Accomplishments

Public Facilities : 1,315

Actual Accomplishments

Number assisted:

	Owner		Renter		Total		Person	
	Total	Hispanic	Total	Hispanic	Total	Hispanic	Total	Hispanic
White:	0	0	0	0	0	0	5,028	168
Black/African American:	0	0	0	0	0	0	24	6
Asian:	0	0	0	0	0	0	88	5
American Indian/Alaskan Native:	0	0	0	0	0	0	51	3
Native Hawaiian/Other Pacific Islander:	0	0	0	0	0	0	7	0
American Indian/Alaskan Native & White:	0	0	0	0	0	0	0	0
Asian White:	0	0	0	0	0	0	0	0
Black/African American & White:	0	0	0	0	0	0	0	0
American Indian/Alaskan Native & Black/African American:	0	0	0	0	0	0	0	0
Other multi-racial:	0	0	0	0	0	0	138	45
Asian/Pacific Islander:	0	0	0	0	0	0	0	0



U.S. Department of Housing and Urban Development
Office of Community Planning and Development
Integrated Disbursement and Information System
CDBG Activity Summary Report (GPR) for Program Year 2018
KING COUNTY

Date: 29-Mar-2019

Time: 12:06

Page: 9

Hispanic:	0	0	0	0	0	0	0	0
Total:	0	0	0	0	0	0	5,336	227

Female-headed Households:	0	0	0	0	0	0	0	0
---------------------------	---	---	---	---	---	---	---	---

Income Category:

	Owner	Renter	Total	Person
Extremely Low	0	0	0	332
Low Mod	0	0	0	2,460
Moderate	0	0	0	620
Non Low Moderate	0	0	0	1,924
Total	0	0	0	5,336
Percent Low/Mod				63.9%

Annual Accomplishments

Years	Accomplishment Narrative	# Benefitting
2016	Environmental Review completed. Contract negotiations underway. Design specs completed. Bid specifications ready for HCD Project Manager review.	
2017	Design completed; project out to bid; bid opening scheduled for May 4, 2017. Pre-construction held 6/1/2017. 8/14/17 concrete strike underway but project continues doing asphalt work; 10/2/17 construction is done; punch list is complete; 10/23/17 issue with sub labor documentation; 11/6/17 all labor documentation cleared for Prime contractor; 11/22/17 approved voucher #1; 1/17/18 voucher #2 submitted, is final. All work complete, ribbon cutting event held. Project closed.	



U.S. Department of Housing and Urban Development
Office of Community Planning and Development
Integrated Disbursement and Information System
CDBG Activity Summary Report (GPR) for Program Year 2018
KING COUNTY

Date: 29-Mar-2019
Time: 12:06
Page: 10

PGM Year: 2016
Project: 0007 - KING COUNTY ECONOMIC DEVELOPMENT
IDIS Activity: 3238 - C16753 Renton Downtown Commercial Rehab and Facade Improvement Loan Program

Status: Open
Location: 1055 S Grady Way Renton, WA 98057-3232

Objective: Create economic opportunities
Outcome: Sustainability
Matrix Code: Rehab; Publicly or Privately-Owned Commercial/Industrial (14E)

National Objective: LMA

Initial Funding Date: 08/19/2016

Description:

CDBG funds will be used for economic development activities, to make loans for downtown commercial rehabilitation and improvements.

Financing

	Fund Type	Grant Year	Grant	Funded Amount	Drawn In Program Year	Drawn Thru Program Year
CDBG	EN	Pre-2015		\$150,857.80	\$0.00	\$0.00
		2014	B14UC530001		\$11,173.23	\$145,091.15
		2015	B15UC530001	\$48,003.11	\$0.00	\$48,003.11
		2016	B16UC530001	\$230,069.38	\$0.00	\$46,153.23
		2017	B17UC530001	\$225,588.63	\$70,504.10	\$70,504.10
Total	Total			\$654,518.92	\$81,677.33	\$309,751.59

Proposed Accomplishments

Businesses : 2
Total Population in Service Area: 7,195
Census Tract Percent Low / Mod: 59.83

Annual Accomplishments

Years	Accomplishment Narrative	# Benefitting
2016	2/17/15 Loan closed for Cortona Building which is funded with 2014 and 2015 funds; Precon 12/10/15; construction underway; 6/16/16 new contractor hired. Voucher reimbursement submitted for payment. 12/28/2016 - Action Plan Amendment is required as error was made in drawdown process and funds were drawn from the 2016 project, vs. the 2014 project. IDIS 3085; an Amendment to the Action Plan regarding the fund switch being addressed. 2016 Program is prepared to take applications once 2015 program funds have been exhausted.	
2017	Two new loans were approved for implementation. 306 Williams and 332 Burnet Ave S. Labor compliance is still under review. Projects are substantially complete.	
2018	Cortona Building - phase II of the project being addressed. 10/15 provided updated wage decision to City for final phase of project completion. 11/19 waiting for bids.	



U.S. Department of Housing and Urban Development
Office of Community Planning and Development
Integrated Disbursement and Information System
CDBG Activity Summary Report (GPR) for Program Year 2018
KING COUNTY

Date: 29-Mar-2019
Time: 12:06
Page: 11

PGM Year: 2016
Project: 0005 - KING COUNTY CONSORTIUM-WIDE PUBLIC FACILITIES
IDIS Activity: 3252 - Renton Senior Activity Ctr ADA Improvements

Status: Completed 11/28/2018 12:00:00 AM
Location: 211 Burnett Ave N Renton, WA 98057-5626

Objective: Create suitable living environments
Outcome: Availability/accessibility
Matrix Code: Senior Centers (03A)

National Objective: LMC

Initial Funding Date: 06/27/2017

Description:

Renton CDBG funds will be used for removal of architectural barriers at the Renton Activity Senior Center located at 211 Burnett Avenue N. Renton, WA.
The Center has approximately 62,250 visits annually.

Financing

	Fund Type	Grant Year	Grant	Funded Amount	Drawn In Program Year	Drawn Thru Program Year
CDBG	EN	2015	B15UC530001	\$145,411.00	\$0.00	\$145,411.00
		2016	B16UC530001	\$42,884.50	\$0.00	\$42,884.50
		2017	B17UC530001	\$94,172.80	\$519.02	\$94,172.80
Total	Total			\$282,468.30	\$519.02	\$282,468.30

Proposed Accomplishments

Public Facilities : 1

Actual Accomplishments

Number assisted:

	Owner		Renter		Total		Person	
	Total	Hispanic	Total	Hispanic	Total	Hispanic	Total	Hispanic
White:	0	0	0	0	0	0	1,080	35
Black/African American:	0	0	0	0	0	0	113	0
Asian:	0	0	0	0	0	0	230	0
American Indian/Alaskan Native:	0	0	0	0	0	0	19	0
Native Hawaiian/Other Pacific Islander:	0	0	0	0	0	0	15	0
American Indian/Alaskan Native & White:	0	0	0	0	0	0	0	0
Asian White:	0	0	0	0	0	0	0	0
Black/African American & White:	0	0	0	0	0	0	0	0
American Indian/Alaskan Native & Black/African American:	0	0	0	0	0	0	0	0
Other multi-racial:	0	0	0	0	0	0	77	20
Asian/Pacific Islander:	0	0	0	0	0	0	0	0
Hispanic:	0	0	0	0	0	0	0	0



U.S. Department of Housing and Urban Development
Office of Community Planning and Development
Integrated Disbursement and Information System
CDBG Activity Summary Report (GPR) for Program Year 2018
KING COUNTY

Date: 29-Mar-2019
Time: 12:06
Page: 12

Total: 0 0 0 0 0 0 1,534 55

Female-headed Households: 0 0 0 0

Income Category:

	Owner	Renter	Total	Person
Extremely Low	0	0	0	0
Low Mod	0	0	0	0
Moderate	0	0	0	1,534
Non Low Moderate	0	0	0	0
Total	0	0	0	1,534
Percent Low/Mod				100.0%

Annual Accomplishments

Years	Accomplishment Narrative	# Benefitting
2017	Construction was completed in 2017; final voucher processed. Project held open pending demonstration of national objective is documented. Performance report will be collected in 2018.	
2018	Project was completed in 2017. Beneficiary data being collected. This was City of Renton's contingency project and received additional funds generated from 2017 Program Income. 10/4/18 additional funds are being redistributed to the following activities: #3359 \$40,000 Renton Healthy Homes Program and #TBD C18152 Renton Small Business Development Program. Both activities were identified in the City's citizen participation publication noting them as contingency activities.	



U.S. Department of Housing and Urban Development
Office of Community Planning and Development
Integrated Disbursement and Information System
CDBG Activity Summary Report (GPR) for Program Year 2018
KING COUNTY

Date: 29-Mar-2019
Time: 12:06
Page: 13

PGM Year: 2016
Project: 0002 - KING COUNTY HOUSING REPAIR PROGRAMS
IDIS Activity: 3260 - MannM

Status: Open
Location: 31005 230th PI SE Black Diamond, WA 98010-1705

Objective: Provide decent affordable housing
Outcome: Availability/accessibility
Matrix Code: Rehab; Single-Unit Residential (14A) **National Objective:** LMH

Initial Funding Date: 10/31/2016

Description:

Refor and pillar and Post foundation supports, Hot Water Heater, Tub Surround.

Financing

	Fund Type	Grant Year	Grant	Funded Amount	Drawn In Program Year	Drawn Thru Program Year
CDBG	EN	2016	B16UC530001	\$25,000.00	\$11,763.45	\$18,464.15
Total	Total			\$25,000.00	\$11,763.45	\$18,464.15


Proposed Accomplishments

Housing Units : 1

Actual Accomplishments

Number assisted:

	Owner		Renter		Total		Person	
	Total	Hispanic	Total	Hispanic	Total	Hispanic	Total	Hispanic
White:	1	0	0	0	1	0	0	0
Black/African American:	0	0	0	0	0	0	0	0
Asian:	0	0	0	0	0	0	0	0
American Indian/Alaskan Native:	0	0	0	0	0	0	0	0
Native Hawaiian/Other Pacific Islander:	0	0	0	0	0	0	0	0
American Indian/Alaskan Native & White:	0	0	0	0	0	0	0	0
Asian White:	0	0	0	0	0	0	0	0
Black/African American & White:	0	0	0	0	0	0	0	0
American Indian/Alaskan Native & Black/African American:	0	0	0	0	0	0	0	0
Other multi-racial:	0	0	0	0	0	0	0	0
Asian/Pacific Islander:	0	0	0	0	0	0	0	0
Hispanic:	0	0	0	0	0	0	0	0
Total:	1	0	0	0	1	0	0	0
Female-headed Households:	0		0		0			



U.S. Department of Housing and Urban Development
Office of Community Planning and Development
Integrated Disbursement and Information System
CDBG Activity Summary Report (GPR) for Program Year 2018
KING COUNTY

Date: 29-Mar-2019

Time: 12:06

Page: 14

Income Category:

	Owner	Renter	Total	Person
Extremely Low	1	0	1	0
Low Mod	0	0	0	0
Moderate	0	0	0	0
Non Low Moderate	0	0	0	0
Total	1	0	1	0
Percent Low/Mod	100.0%		100.0%	

Annual Accomplishments

Years	Accomplishment Narrative	# Benefitting
2018	Foundation repair and crawl space clean out, Reroof	



U.S. Department of Housing and Urban Development
Office of Community Planning and Development
Integrated Disbursement and Information System
CDBG Activity Summary Report (GPR) for Program Year 2018
KING COUNTY

Date: 29-Mar-2019
Time: 12:06
Page: 15

PGM Year: 2016
Project: 0002 - KING COUNTY HOUSING REPAIR PROGRAMS
IDIS Activity: 3282 - CD3282

Status: Completed 1/29/2018 12:00:00 AM
Location: 3616 SE 5th St Renton, WA 98058-2839

Objective: Provide decent affordable housing
Outcome: Availability/accessibility
Matrix Code: Rehab; Single-Unit Residential (14A) **National Objective:** LMH

Initial Funding Date: 11/17/2016

Description:

Re-roof,new electrical service 200 AMP, Kitchen and Bathroom repairs

Financing

	Fund Type	Grant Year	Grant	Funded Amount	Drawn In Program Year	Drawn Thru Program Year
CDBG	EN	2016	B16UC530001	\$20,840.15	\$0.00	\$20,840.15
	PI			\$271.28	\$0.00	\$271.28
Total	Total			\$21,111.43	\$0.00	\$21,111.43

Proposed Accomplishments

Housing Units : 1

Actual Accomplishments

Number assisted:

	Owner		Renter		Total		Person	
	Total	Hispanic	Total	Hispanic	Total	Hispanic	Total	Hispanic
White:	1	0	0	0	1	0	0	0
Black/African American:	0	0	0	0	0	0	0	0
Asian:	0	0	0	0	0	0	0	0
American Indian/Alaskan Native:	0	0	0	0	0	0	0	0
Native Hawaiian/Other Pacific Islander:	0	0	0	0	0	0	0	0
American Indian/Alaskan Native & White:	0	0	0	0	0	0	0	0
Asian White:	0	0	0	0	0	0	0	0
Black/African American & White:	0	0	0	0	0	0	0	0
American Indian/Alaskan Native & Black/African American:	0	0	0	0	0	0	0	0
Other multi-racial:	0	0	0	0	0	0	0	0
Asian/Pacific Islander:	0	0	0	0	0	0	0	0
Hispanic:	0	0	0	0	0	0	0	0
Total:	1	0	0	0	1	0	0	0

Female-headed Households:

1 0 1



U.S. Department of Housing and Urban Development
Office of Community Planning and Development
Integrated Disbursement and Information System
CDBG Activity Summary Report (GPR) for Program Year 2018
KING COUNTY

Date: 29-Mar-2019
Time: 12:06
Page: 16

Income Category:

	Owner	Renter	Total	Person
Extremely Low	1	0	1	0
Low Mod	0	0	0	0
Moderate	0	0	0	0
Non Low Moderate	0	0	0	0
Total	1	0	1	0
Percent Low/Mod	100.0%		100.0%	

Annual Accomplishments

Years	Accomplishment Narrative	# Benefitting
2016	New roof, Electrical panel 200 Amp, bathroom and Kitchen repairs	



U.S. Department of Housing and Urban Development
Office of Community Planning and Development
Integrated Disbursement and Information System
CDBG Activity Summary Report (GPR) for Program Year 2018
KING COUNTY

Date: 29-Mar-2019
Time: 12:06
Page: 17

PGM Year: 2016
Project: 0006 - KING COUNTY CONSORTIUM-WIDE PUBLIC INFRASTRUCTURE
IDIS Activity: 3298 - Valley View Special Assessments C16322

Status: Open
Location: 401 5th Ave Seattle, WA 98104-1818

Objective: Create suitable living environments
Outcome: Sustainability
Matrix Code: Water/Sewer Improvements (03J)

National Objective: LMC

Initial Funding Date: 02/14/2017

Description:

Funds would be used to pay environmental review and special assessment costs for 1m households related to the construction of sewers to 212 unsewered lots in two areas inside the cities of Burien, SeaTac, and Tukwila.
Water samplings have documented Fecal Coliform Bacteria (FC) in creeksstreams downstream from the project areas.
FC above 200 CFU/100 ML is considered unsafe for direct contact.

Financing

	Fund Type	Grant Year	Grant	Funded Amount	Drawn In Program Year	Drawn Thru Program Year
CDBG	EN	2016	B16UC530001	\$28,000.00	\$5,589.52	\$28,000.00
		2017	B17UC530001	\$377,919.00	\$5,211.43	\$86,182.50
Total	Total			\$405,919.00	\$10,800.95	\$114,182.50


Proposed Accomplishments

People (General) : 1

Actual Accomplishments

Number assisted:

	Owner		Renter		Total		Person	
	Total	Hispanic	Total	Hispanic	Total	Hispanic	Total	Hispanic
White:	0	0	0	0	0	0	2	0
Black/African American:	0	0	0	0	0	0	0	0
Asian:	0	0	0	0	0	0	3	0
American Indian/Alaskan Native:	0	0	0	0	0	0	0	0
Native Hawaiian/Other Pacific Islander:	0	0	0	0	0	0	0	0
American Indian/Alaskan Native & White:	0	0	0	0	0	0	0	0
Asian White:	0	0	0	0	0	0	0	0
Black/African American & White:	0	0	0	0	0	0	0	0
American Indian/Alaskan Native & Black/African American:	0	0	0	0	0	0	0	0
Other multi-racial:	0	0	0	0	0	0	0	0
Asian/Pacific Islander:	0	0	0	0	0	0	0	0
Hispanic:	0	0	0	0	0	0	0	0



U.S. Department of Housing and Urban Development
Office of Community Planning and Development
Integrated Disbursement and Information System
CDBG Activity Summary Report (GPR) for Program Year 2018
KING COUNTY

Date: 29-Mar-2019
Time: 12:06
Page: 18

Total: 0 0 0 0 0 0 5 0

Female-headed Households: 0 0 0

Income Category:

	Owner	Renter	Total	Person
Extremely Low	0	0	0	0
Low Mod	0	0	0	5
Moderate	0	0	0	0
Non Low Moderate	0	0	0	0
Total	0	0	0	5
Percent Low/Mod				100.0%

Annual Accomplishments

Years	Accomplishment Narrative	# Benefitting
2017	Phase 1 of the overall project is complete for the main line. 5 applications have been submitted and processed for payment of the special assessments. Phase II - Loop portion of the project is currently under NEPA review. Applications will be open for this section of the program when construction of the mainline is closer to being completed.	
2018	Phase III of main line nearly complete. DB labor compliance still underway. Applications and income surveys are being reviewed for eligibility. 5 homeowners were assisted in 2018 with special assessment fees. Agency approached the JRC, requested and received an additional \$97,000 to cover additional number of homeowners special assessment fees. Funds are from 2017 program income initially identified for potential shortfall in the WCS activity.	
2019	13 new connections for eligible low to moderate income homeowners were processed. Voucher #3 reviewed for reimbursement.	



U.S. Department of Housing and Urban Development
Office of Community Planning and Development
Integrated Disbursement and Information System
CDBG Activity Summary Report (GPR) for Program Year 2018
KING COUNTY

Date: 29-Mar-2019
Time: 12:06
Page: 19

PGM Year: 2016
Project: 0006 - KING COUNTY CONSORTIUM-WIDE PUBLIC INFRASTRUCTURE
IDIS Activity: 3299 - Duvall ADA Ramp Improvement Program C17311

Status: Open
Location: 15535 Main St NE Duvall, WA 98019-8500

Objective: Create suitable living environments
Outcome: Availability/accessibility
Matrix Code: Sidewalks (03L)

National Objective: LMC

Initial Funding Date: 02/14/2017

Description:

Funds will be used to address NEPA and design for ADA accessibility for disabled residents who have difficulty moving from their homes or vehicles to post office, stores and health care businesses in the area.

Replace 11 curb ramps.

2016 program year funds will be used to address NEPA and bidding of project construction.

Financing

	Fund Type	Grant Year	Grant	Funded Amount	Drawn In Program Year	Drawn Thru Program Year
CDBG	EN	2015	B15UC530001	\$9,218.60	\$8,218.89	\$9,218.60
		2016	B16UC530001	\$58,416.06	\$54,574.35	\$58,416.06
		2017	B17UC530001	\$157,365.00	\$46,469.88	\$46,469.88
Total	Total			\$224,999.66	\$109,263.12	\$114,104.54

Proposed Accomplishments

People (General) : 1

Actual Accomplishments

Number assisted:

	Owner		Renter		Total		Person	
	Total	Hispanic	Total	Hispanic	Total	Hispanic	Total	Hispanic
White:	0	0	0	0	0	0		0
Black/African American:	0	0	0	0	0	0	0	0
Asian:	0	0	0	0	0	0	0	0
American Indian/Alaskan Native:	0	0	0	0	0	0	0	0
Native Hawaiian/Other Pacific Islander:	0	0	0	0	0	0	0	0
American Indian/Alaskan Native & White:	0	0	0	0	0	0	0	0
Asian White:	0	0	0	0	0	0	0	0
Black/African American & White:	0	0	0	0	0	0	0	0
American Indian/Alaskan Native & Black/African American:	0	0	0	0	0	0	0	0
Other multi-racial:	0	0	0	0	0	0	0	0
Asian/Pacific Islander:	0	0	0	0	0	0	0	0



U.S. Department of Housing and Urban Development
Office of Community Planning and Development
Integrated Disbursement and Information System
CDBG Activity Summary Report (GPR) for Program Year 2018
KING COUNTY

Date: 29-Mar-2019

Time: 12:06

Page: 20

Hispanic:	0	0	0	0	0	0	0	0
Total:	0	0	0	0	0	0	0	0

Female-headed Households:	0	0	0	0	0	0	0	0
---------------------------	---	---	---	---	---	---	---	---

Income Category:

	Owner	Renter	Total	Person
Extremely Low	0	0	0	0
Low Mod	0	0	0	0
Moderate	0	0	0	0
Non Low Moderate	0	0	0	0
Total	0	0	0	0

Percent Low/Mod

Annual Accomplishments

Years	Accomplishment Narrative	# Benefitting
2017	Environmental review completed in June. Design completed and bid specs currently under review for a Spring 2018 bidding process.	
2018	July 2018: Bid opening transpired. Award pending council action. Preconstruction conference scheduled for July 20, 2018. 7/23 construction to commence next week. 9/15 30% complete 9/17 65% complete 10/5 construction complete. 10/8 Underpayment issues identified. 12/31 discrepancies on supporting documents identified. Working through compliance and reimbursement process.	
2019	1/30/19 Invoice #1 approved for \$97,102.18; balance of contract will be paid upon submittal of backup documentation.	



U.S. Department of Housing and Urban Development
Office of Community Planning and Development
Integrated Disbursement and Information System
CDBG Activity Summary Report (GPR) for Program Year 2018
KING COUNTY

Date: 29-Mar-2019
Time: 12:06
Page: 21

PGM Year: 2016
Project: 0006 - KING COUNTY CONSORTIUM-WIDE PUBLIC INFRASTRUCTURE
IDIS Activity: 3300 - Carnation Hockert Park ADA Improvements

Status: Completed 12/31/2018 12:00:00 AM
Location: PO Box 1238 Carnation, WA 98014-1238

Objective: Create suitable living environments
Outcome: Availability/accessibility
Matrix Code: Parks, Recreational Facilities (03F)

National Objective: LMC

Initial Funding Date: 02/14/2017

Description:

Funds will be used to prepare NEPA and design for the construction of removal of architectural barriers to address ADA accessibility for disabled adult residents. Construction will be completed upon the receipt of 2017 program year funds. 2016 program year funds will be used to address NEPA Environmental Review, and review of design specifications for bid construction.

Financing

	Fund Type	Grant Year	Grant	Funded Amount	Drawn In Program Year	Drawn Thru Program Year
CDBG	EN	Pre-2015		\$5,943.00	\$0.00	\$0.00
		2014	B14UC530001		\$4,318.01	\$5,943.00
		2016	B16UC530001	\$16,552.14	\$11,800.09	\$16,552.14
		2017	B17UC530001	\$65,000.00	\$65,000.00	\$65,000.00
Total	Total			\$87,495.14	\$81,118.10	\$87,495.14


Proposed Accomplishments

Public Facilities : 1

Actual Accomplishments

Number assisted:

	Owner		Renter		Total		Person	
	Total	Hispanic	Total	Hispanic	Total	Hispanic	Total	Hispanic
White:	0	0	0	0	0	0	1,759	280
Black/African American:	0	0	0	0	0	0	18	0
Asian:	0	0	0	0	0	0	59	0
American Indian/Alaskan Native:	0	0	0	0	0	0	3	0
Native Hawaiian/Other Pacific Islander:	0	0	0	0	0	0	8	0
American Indian/Alaskan Native & White:	0	0	0	0	0	0	0	0
Asian White:	0	0	0	0	0	0	0	0
Black/African American & White:	0	0	0	0	0	0	0	0
American Indian/Alaskan Native & Black/African American:	0	0	0	0	0	0	0	0
Other multi-racial:	0	0	0	0	0	0	55	4
Asian/Pacific Islander:	0	0	0	0	0	0	0	0



U.S. Department of Housing and Urban Development
Office of Community Planning and Development
Integrated Disbursement and Information System
CDBG Activity Summary Report (GPR) for Program Year 2018
KING COUNTY

Date: 29-Mar-2019
Time: 12:06
Page: 22

Hispanic:	0	0	0	0	0	0	0	0
Total:	0	0	0	0	0	0	1,902	284

Female-headed Households:	0	0	0	0	0	0	0	0
---------------------------	---	---	---	---	---	---	---	---

Income Category:

	Owner	Renter	Total	Person
Extremely Low	0	0	0	0
Low Mod	0	0	0	0
Moderate	0	0	0	1,902
Non Low Moderate	0	0	0	0
Total	0	0	0	1,902
Percent Low/Mod				100.0%

Annual Accomplishments

Years	Accomplishment Narrative	# Benefitting
2017	Environmental Review was completed for construction November 2017. December 4 2017 anticipate draft bid specifications to be completed by 12/11/2017. Bid opening slated for January with completion by May 1, 2018.	
2018	Jan 31, 2018 bid opening held; 2/8 PreConstruction Conference held; 2/27 first weekly project meeting held; 3/5 construction underway; 3/12 construction about 15% complete. 5/1/18 ribbon cutting held. Project is open and serving the community.	



U.S. Department of Housing and Urban Development
Office of Community Planning and Development
Integrated Disbursement and Information System
CDBG Activity Summary Report (GPR) for Program Year 2018
KING COUNTY

Date: 29-Mar-2019
Time: 12:06
Page: 23

PGM Year: 2016
Project: 0006 - KING COUNTY CONSORTIUM-WIDE PUBLIC INFRASTRUCTURE
IDIS Activity: 3301 - Burien Lakeview Park Improvements

Status: Open
Location: 15820 6th Ave SW Burien, WA 98166-3006

Objective: Create suitable living environments
Outcome: Sustainability
Matrix Code: Parks, Recreational Facilities (03F)

National Objective: LMA

Initial Funding Date: 02/14/2017

Description:

Funds will be used for removal of the old non-compliant play area on the south side of the park and replace with new play equipment for ages 2-5, including ADA compliant surfacing. The project would also renovate/replace portions of the adjacent, existing south side 315 feet long 8 feet wide park pathway by removing sections of the old pathway in areas of extreme tree root impacts, and relocate the alignment of the new sections of the pathway. 2016 program funds will be used for the NEPA and design bid specifications of the project through an Amendment to the 2016 Action Plan.

Financing

	Fund Type	Grant Year	Grant	Funded Amount	Drawn In Program Year	Drawn Thru Program Year
CDBG	EN	2016	B16UC530001	\$35,000.00	\$10,487.58	\$14,128.85
		2017	B17UC530001	\$228,000.00	\$1.00	\$1.00
Total	Total			\$263,000.00	\$10,488.58	\$14,129.85

Proposed Accomplishments

Public Facilities : 1
Total Population in Service Area: 2,160
Census Tract Percent Low / Mod: 62.50

Annual Accomplishments

Years	Accomplishment Narrative	# Benefitting
2017	Environmental Review completed in July 2017. November 2017 contract negotiations underway.	
2018	June 2018 drafted original drawings for project; October 9 Bid opening; November 19 mobilization started. Anticipate December 15 completion. 12/24 labor compliance issues noted. Working through compliance issues.	
2019	1/14/19 punch list being visited. Davis Bacon issues being ironed out. Provided approval to process pay request. Should wrap within next few weeks.	



U.S. Department of Housing and Urban Development
Office of Community Planning and Development
Integrated Disbursement and Information System
CDBG Activity Summary Report (GPR) for Program Year 2018
KING COUNTY

Date: 29-Mar-2019
Time: 12:06
Page: 24

PGM Year: 2016
Project: 0007 - KING COUNTY ECONOMIC DEVELOPMENT
IDIS Activity: 3328 - HCC StartZone Microenterprise Development Program C17726

Status: Completed 12/31/2018 12:00:00 AM
Location: 2400 S 240th St Des Moines, WA 98198-2714
Objective: Create economic opportunities
Outcome: Availability/accessibility
Matrix Code: Micro-Enterprise Assistance (18C) **National Objective:** LMC

Initial Funding Date: 05/19/2017

Description:

Funds would be used for the continuation and expansion of services to low- and moderate-income individuals starting or growing a business in the South Sub-Region Cities by providing no cost training and one-to-one technical assistance focused on referral.

Financing

	Fund Type	Grant Year	Grant	Funded Amount	Drawn In Program Year	Drawn Thru Program Year
CDBG	EN	2016	B16UC530001	\$109,750.00	\$25,362.86	\$109,750.00
Total	Total			\$109,750.00	\$25,362.86	\$109,750.00

Proposed Accomplishments

People (General) : 92

Actual Accomplishments

Number assisted:

	Owner		Renter		Total		Person	
	Total	Hispanic	Total	Hispanic	Total	Hispanic	Total	Hispanic
White:	0	0	0	0	0	0	35	30
Black/African American:	0	0	0	0	0	0	29	0
Asian:	0	0	0	0	0	0	4	0
American Indian/Alaskan Native:	0	0	0	0	0	0	1	0
Native Hawaiian/Other Pacific Islander:	0	0	0	0	0	0	0	0
American Indian/Alaskan Native & White:	0	0	0	0	0	0	0	0
Asian White:	0	0	0	0	0	0	0	0
Black/African American & White:	0	0	0	0	0	0	0	0
American Indian/Alaskan Native & Black/African American:	0	0	0	0	0	0	0	0
Other multi-racial:	0	0	0	0	0	0	3	0
Asian/Pacific Islander:	0	0	0	0	0	0	0	0
Hispanic:	0	0	0	0	0	0	0	0
Total:	0	0	0	0	0	0	72	30
Female-headed Households:	0		0		0			



U.S. Department of Housing and Urban Development
Office of Community Planning and Development
Integrated Disbursement and Information System
CDBG Activity Summary Report (GPR) for Program Year 2018
KING COUNTY

Date: 29-Mar-2019
Time: 12:06
Page: 25

Income Category:

	Owner	Renter	Total	Person
Extremely Low	0	0	0	45
Low Mod	0	0	0	20
Moderate	0	0	0	7
Non Low Moderate	0	0	0	2
Total	0	0	0	74
Percent Low/Mod				97.3%

Annual Accomplishments

Years	Accomplishment Narrative	# Benefitting
2017	Processed vouchers #1 and 2; 1st Qtr provided 39 unduplicated CDBG eligible applicants. 1 new business launched; 5 business expansions. Surpassed performance measures by 16 individuals. Qtr 2: provided 13 new unduplicated CDBG eligible applicants services. 3 latino businesses received technical assistance; one new business started no expansions reported. Underperformed in 2nd quarter but cumulative total still surpasses outcomes projected for the two quarters.	
2018	3rd Qtr (Dec 2017- February 2018) served 20 clients; tow Latio businesses received technical assistance. One business startup with 1 part time job; no business expansions. 4th Qtr (Mar - April) 22 applicants served; 2 latino businesses received technical assistance. One business startup with a part time job; Q1 business expansion with 1 full-time job. Processed final voucher request for 2017 funds. Will close the project once drawdown has occurred.	



U.S. Department of Housing and Urban Development
Office of Community Planning and Development
Integrated Disbursement and Information System
CDBG Activity Summary Report (GPR) for Program Year 2018
KING COUNTY

Date: 29-Mar-2019
Time: 12:06
Page: 26

PGM Year: 2016
Project: 0002 - KING COUNTY HOUSING REPAIR PROGRAMS
IDIS Activity: 3335 - CD3335

Status: Completed 12/31/2018 12:00:00 AM
Location: 5114 S 288th St Auburn, WA 98001-2128

Objective: Provide decent affordable housing
Outcome: Availability/accessibility
Matrix Code: Rehab; Single-Unit Residential (14A) **National Objective:** LMH

Initial Funding Date: 05/09/2017

Description:

Reroof, fascia, Rake replacement

Financing

	Fund Type	Grant Year	Grant	Funded Amount	Drawn In Program Year	Drawn Thru Program Year
CDBG	EN	2016	B16UC530001	\$24,873.35	\$15,399.64	\$24,873.35
Total	Total			\$24,873.35	\$15,399.64	\$24,873.35

Proposed Accomplishments

Housing Units : 1

Actual Accomplishments

Number assisted:

	Owner		Renter		Total		Person	
	Total	Hispanic	Total	Hispanic	Total	Hispanic	Total	Hispanic
White:	1	1	0	0	1	1	0	0
Black/African American:	0	0	0	0	0	0	0	0
Asian:	0	0	0	0	0	0	0	0
American Indian/Alaskan Native:	0	0	0	0	0	0	0	0
Native Hawaiian/Other Pacific Islander:	0	0	0	0	0	0	0	0
American Indian/Alaskan Native & White:	0	0	0	0	0	0	0	0
Asian White:	0	0	0	0	0	0	0	0
Black/African American & White:	0	0	0	0	0	0	0	0
American Indian/Alaskan Native & Black/African American:	0	0	0	0	0	0	0	0
Other multi-racial:	0	0	0	0	0	0	0	0
Asian/Pacific Islander:	0	0	0	0	0	0	0	0
Hispanic:	0	0	0	0	0	0	0	0
Total:	1	1	0	0	1	1	0	0
Female-headed Households:	0		0		0			



U.S. Department of Housing and Urban Development
Office of Community Planning and Development
Integrated Disbursement and Information System
CDBG Activity Summary Report (GPR) for Program Year 2018
KING COUNTY

Date: 29-Mar-2019
Time: 12:06
Page: 27

Income Category:

	Owner	Renter	Total	Person
Extremely Low	1	0	1	0
Low Mod	0	0	0	0
Moderate	0	0	0	0
Non Low Moderate	0	0	0	0
Total	1	0	1	0
Percent Low/Mod	100.0%		100.0%	

Annual Accomplishments

Years	Accomplishment Narrative	# Benefitting
2018	Re-roof, septic Repairs, structural damage repair to roof framing members.	



U.S. Department of Housing and Urban Development
Office of Community Planning and Development
Integrated Disbursement and Information System
CDBG Activity Summary Report (GPR) for Program Year 2018
KING COUNTY

Date: 29-Mar-2019
Time: 12:06
Page: 28

PGM Year: 2017
Project: 0006 - KING COUNTY CONSORTIUM-WIDE PUBLIC INFRASTRUCTURE
IDIS Activity: 3340 - Snoqualmie Koinonia Park Improvements

Status: Open
Location: 36800 SE Gravenstein Ct Snoqualmie, WA 98065-9087
Objective: Create suitable living environments
Outcome: Availability/accessibility
Matrix Code: Parks, Recreational Facilities (03F)
National Objective: LMC

Initial Funding Date: 08/10/2017

Description:

Funds will be used for the replacement and expansion, only, of existing play structure and needed retaining wall for said expansion. Construction will be completed upon the receipt of 2017 program year funds. NEPA and design are funded with 2016 funds via an Amendment to the 2016 Action Plan. Park is located in the middle of a Habitat For Humanity homeownership complex. All homeowners must be income qualified to purchase homes in the complex.

Financing

	Fund Type	Grant Year	Grant	Funded Amount	Drawn In Program Year	Drawn Thru Program Year
CDBG	EN	2016	B16UC530001	\$9,000.00	\$2,448.99	\$9,000.00
		2017	B17UC530001	\$76,000.00	\$3,264.64	\$3,264.64
		2018	B18UC530001	\$35,000.00	\$0.00	\$0.00
Total	Total			\$120,000.00	\$5,713.63	\$12,264.64

Proposed Accomplishments

Public Facilities : 1

Actual Accomplishments

Number assisted:

	Owner		Renter		Total		Person	
	Total	Hispanic	Total	Hispanic	Total	Hispanic	Total	Hispanic
White:	0	0	0	0	0	0		0
Black/African American:	0	0	0	0	0	0	0	0
Asian:	0	0	0	0	0	0	0	0
American Indian/Alaskan Native:	0	0	0	0	0	0	0	0
Native Hawaiian/Other Pacific Islander:	0	0	0	0	0	0	0	0
American Indian/Alaskan Native & White:	0	0	0	0	0	0	0	0
Asian White:	0	0	0	0	0	0	0	0
Black/African American & White:	0	0	0	0	0	0	0	0
American Indian/Alaskan Native & Black/African American:	0	0	0	0	0	0	0	0
Other multi-racial:	0	0	0	0	0	0	0	0
Asian/Pacific Islander:	0	0	0	0	0	0	0	0



U.S. Department of Housing and Urban Development
Office of Community Planning and Development
Integrated Disbursement and Information System
CDBG Activity Summary Report (GPR) for Program Year 2018
KING COUNTY

Date: 29-Mar-2019

Time: 12:06

Page: 29

Hispanic:	0	0	0	0	0	0	0	0
Total:	0	0	0	0	0	0	0	0

Female-headed Households:	0	0	0	0	0	0	0	0
---------------------------	---	---	---	---	---	---	---	---

Income Category:

	Owner	Renter	Total	Person
Extremely Low	0	0	0	0
Low Mod	0	0	0	0
Moderate	0	0	0	0
Non Low Moderate	0	0	0	0
Total	0	0	0	0

Percent Low/Mod

Annual Accomplishments

Years	Accomplishment Narrative	# Benefitting
2017	Draft bid specs at 60% complete December 4, 2017. Anticipate Spring Bid Opening. 12/14/2018 - The final bid set was released (see schedule below) to included minor changes and updated DB wage rates. DB wage rates will be rechecked on 12/31/18 for any modifications. First Ad: December 12, Daily Journal of Commerce and The Seattle Medium (minority paper) Second Ad: January 2, 2019 Mandatory Pre-Bid Walkthrough: January 3, 3:00 @ project site Bid Opening: January 10, 11:00 @ City Hall 12/31/2018 - DB wage rates were modified effective 12/7/2018. The RFP was amended to provide the updated rates.	



U.S. Department of Housing and Urban Development
Office of Community Planning and Development
Integrated Disbursement and Information System
CDBG Activity Summary Report (GPR) for Program Year 2018
KING COUNTY

Date: 29-Mar-2019
Time: 12:06
Page: 30

PGM Year: 2017
Project: 0002 - KING COUNTY HOUSING REPAIR PROGRAMS
IDIS Activity: 3359 - Renton Healthy Housing Activities C17653

Status: Open
Location: 2190 NE 9th Pl Renton, WA 98056-2940

Objective: Provide decent affordable housing
Outcome: Sustainability
Matrix Code: Rehab; Single-Unit Residential (14A) **National Objective:** LMH

Initial Funding Date: 09/29/2017

Description:

Funds will be used to replace approximately 6 roofs, provide an estimated 12 homes with appropriate ventilation to minimize moisture, and install HEPA furnace filters in homes of active Housing Repair Clients.

The Healthy Housing clients will be identified from the approximately 217 active Housing Repair Clients, city wide.

Financing

	Fund Type	Grant Year	Grant	Funded Amount	Drawn In Program Year	Drawn Thru Program Year
CDBG	EN	Pre-2015		\$65,182.00	\$0.00	\$0.00
		2014	B14UC530001		\$65,182.00	\$65,182.00
		2015	B15UC530001	\$9,818.00	\$9,818.00	\$9,818.00
		2017	B17UC530001	\$45,000.00	\$19,030.01	\$20,557.62
Total	Total			\$120,000.00	\$94,030.01	\$95,557.62

Proposed Accomplishments

Housing Units : 7

Actual Accomplishments

Number assisted:

	Owner		Renter		Total		Person	
	Total	Hispanic	Total	Hispanic	Total	Hispanic	Total	Hispanic
White:	5	1	0	0	5	1	0	0
Black/African American:	1	0	0	0	1	0	0	0
Asian:	0	0	0	0	0	0	0	0
American Indian/Alaskan Native:	0	0	0	0	0	0	0	0
Native Hawaiian/Other Pacific Islander:	0	0	0	0	0	0	0	0
American Indian/Alaskan Native & White:	1	0	0	0	1	0	0	0
Asian White:	0	0	0	0	0	0	0	0
Black/African American & White:	0	0	0	0	0	0	0	0
American Indian/Alaskan Native & Black/African American:	0	0	0	0	0	0	0	0
Other multi-racial:	0	0	0	0	0	0	0	0
Asian/Pacific Islander:	0	0	0	0	0	0	0	0



U.S. Department of Housing and Urban Development
Office of Community Planning and Development
Integrated Disbursement and Information System
CDBG Activity Summary Report (GPR) for Program Year 2018
KING COUNTY

Date: 29-Mar-2019
Time: 12:06
Page: 31

Hispanic:	0	0	0	0	0	0	0	0
Total:	7	1	0	0	7	1	0	0

Female-headed Households:	7	0	7
---------------------------	---	---	---

Income Category:

	Owner	Renter	Total	Person
Extremely Low	3	0	3	0
Low Mod	2	0	2	0
Moderate	2	0	2	0
Non Low Moderate	0	0	0	0
Total	7	0	7	0
Percent Low/Mod	100.0%		100.0%	

Annual Accomplishments

Years	Accomplishment Narrative	# Benefitting
2017	Environmental Review - Tier 2 was completed May 19, 2017; individual houses will have a site specific ER as applications are submitted. 8/17/17 ER completed for 2190 NE 9th Place; 8/28/17 ER completed for 430 Burnett Ave S.; 8/28/17 ER completed for 1005 N 33rd St. 11/6/2017 Contract executed;	
2018	Additional ERs completed: 15400 SE 155th Place #46; 201 Union Ave SE #218; 15264 Maple Drive. Additional \$40,000 funded per action by the City of Renton per 2017 project identified as the Contingency Project to receive any 2017 program income if funds were not all used by Renton Senior Center.	



U.S. Department of Housing and Urban Development
Office of Community Planning and Development
Integrated Disbursement and Information System
CDBG Activity Summary Report (GPR) for Program Year 2018
KING COUNTY

Date: 29-Mar-2019
Time: 12:06
Page: 32

PGM Year: 2017
Project: 0002 - KING COUNTY HOUSING REPAIR PROGRAMS
IDIS Activity: 3360 - Shoreline Minor Home Repair- C17663

Status: Completed 12/31/2018 12:00:00 AM
Location: 15052 26th Ave NE Shoreline, WA 98155-7407

Objective: Provide decent affordable housing
Outcome: Sustainability
Matrix Code: Rehab; Single-Unit Residential (14A) **National Objective:** LMH

Initial Funding Date: 09/29/2017

Description:

Funds will be used to provide low-cost electrical, plumbing, carpentry and disability access repairs to low-income, elderly and/or disabled homeowners. Contact Sound Generations at 206-448-5751 for information concerning this service.

Financing

	Fund Type	Grant Year	Grant	Funded Amount	Drawn In Program Year	Drawn Thru Program Year
CDBG	EN	2017	B17UC530001	\$117,306.79	\$68,211.91	\$117,306.79
Total	Total			\$117,306.79	\$68,211.91	\$117,306.79

Proposed Accomplishments

Housing Units : 80

Actual Accomplishments

Number assisted:

	Owner		Renter		Total		Person	
	Total	Hispanic	Total	Hispanic	Total	Hispanic	Total	Hispanic
White:	24	1	0	0	24	1	0	0
Black/African American:	0	0	0	0	0	0	0	0
Asian:	3	0	0	0	3	0	0	0
American Indian/Alaskan Native:	2	0	0	0	2	0	0	0
Native Hawaiian/Other Pacific Islander:	0	0	0	0	0	0	0	0
American Indian/Alaskan Native & White:	0	0	0	0	0	0	0	0
Asian White:	0	0	0	0	0	0	0	0
Black/African American & White:	0	0	0	0	0	0	0	0
American Indian/Alaskan Native & Black/African American:	0	0	0	0	0	0	0	0
Other multi-racial:	25	0	0	0	25	0	0	0
Asian/Pacific Islander:	0	0	0	0	0	0	0	0
Hispanic:	0	0	0	0	0	0	0	0
Total:	54	1	0	0	54	1	0	0
Female-headed Households:	30		0		30			



U.S. Department of Housing and Urban Development
Office of Community Planning and Development
Integrated Disbursement and Information System
CDBG Activity Summary Report (GPR) for Program Year 2018
KING COUNTY

Date: 29-Mar-2019
Time: 12:06
Page: 33

Income Category:

	Owner	Renter	Total	Person
Extremely Low	15	0	15	0
Low Mod	28	0	28	0
Moderate	11	0	11	0
Non Low Moderate	0	0	0	0
Total	54	0	54	0
Percent Low/Mod	100.0%		100.0%	

Annual Accomplishments

Years	Accomplishment Narrative	# Benefitting
2017	2017 CDBG funds were used to provide low-cost electrical, plumbing, carpentry and disability access repairs to 54 low-income, elderly and/or disabled homeowners. 166 total repairs completed. This program is open until April 2018.	
2018	01/01/2018 - 03/31/2018: Funds were used to provide minor home repair maintenance to 4 unduplicated homeowners and 5 duplicated homeowners from 2017. 04/01/2018 - 06/30/2018: Funds were used to provide minor home repair maintenance to 1 unduplicated homeowners and 9 duplicated homeowners from 2017. 07/01/2018 - 09/30/2018: Funds were used to provide minor home repair maintenance to 5 unduplicated homeowners and 7 duplicated homeowners from 2017. 10/01/2018 - 10/31/2018: Funds were used to provide minor home repair maintenance to 2 unduplicated homeowner and 1 duplicated homeowners from 2017.	



U.S. Department of Housing and Urban Development
Office of Community Planning and Development
Integrated Disbursement and Information System
CDBG Activity Summary Report (GPR) for Program Year 2018
KING COUNTY

Date: 29-Mar-2019
Time: 12:06
Page: 34

PGM Year: 2017
Project: 0002 - KING COUNTY HOUSING REPAIR PROGRAMS
IDIS Activity: 3361 - King County Housing Repair Program C17602

Status: Open
Location: 3333 228th St SE Bothell, WA 98021-8950

Objective: Provide decent affordable housing
Outcome: Sustainability
Matrix Code: Rehab; Single-Unit Residential (14A) **National Objective:** LMH

Initial Funding Date: 10/05/2017

Description:

CDBG funds will be used to provide interest free deferred payment loans to low- and moderate-income homeowners (up to 80% of median) for health and safety repairs. Low-income homeowners (up to 50% of median) are eligible for emergency and mobile home grants.
Information (206) 263-9087

Financing

	Fund Type	Grant Year	Grant	Funded Amount	Drawn In Program Year	Drawn Thru Program Year
CDBG	EN	2017	B17UC530001	\$674,278.00	\$467,217.40	\$659,067.42
Total	Total			\$674,278.00	\$467,217.40	\$659,067.42

Proposed Accomplishments

Housing Units : 125

Actual Accomplishments

Number assisted:

	Owner		Renter		Total		Person	
	Total	Hispanic	Total	Hispanic	Total	Hispanic	Total	Hispanic
White:	37	1	0	0	37	1	0	0
Black/African American:	3	0	0	0	3	0	0	0
Asian:	1	0	0	0	1	0	0	0
American Indian/Alaskan Native:	0	0	0	0	0	0	0	0
Native Hawaiian/Other Pacific Islander:	1	0	0	0	1	0	0	0
American Indian/Alaskan Native & White:	0	0	0	0	0	0	0	0
Asian White:	0	0	0	0	0	0	0	0
Black/African American & White:	0	0	0	0	0	0	0	0
American Indian/Alaskan Native & Black/African American:	0	0	0	0	0	0	0	0
Other multi-racial:	2	0	0	0	2	0	0	0
Asian/Pacific Islander:	0	0	0	0	0	0	0	0
Hispanic:	0	0	0	0	0	0	0	0
Total:	44	1	0	0	44	1	0	0



U.S. Department of Housing and Urban Development
Office of Community Planning and Development
Integrated Disbursement and Information System
CDBG Activity Summary Report (GPR) for Program Year 2018
KING COUNTY

Date: 29-Mar-2019
Time: 12:06
Page: 35

Female-headed Households: 2 0 2

Income Category:

	Owner	Renter	Total	Person
Extremely Low	23	0	23	0
Low Mod	16	0	16	0
Moderate	5	0	5	0
Non Low Moderate	0	0	0	0
Total	44	0	44	0
Percent Low/Mod	100.0%		100.0%	

Annual Accomplishments

Years	Accomplishment Narrative	# Benefitting
2017	2017 completed 11 houses. 4/13/17 increased budget to reflect 2017 program income applied to the project.	
2018	Continued implementing housing repair activities that were committed in 2017 that were not completed in 2017. 2018 housing repairs completed: 44 Project will remain open pending final expenditure of funds.	



U.S. Department of Housing and Urban Development
Office of Community Planning and Development
Integrated Disbursement and Information System
CDBG Activity Summary Report (GPR) for Program Year 2018
KING COUNTY

Date: 29-Mar-2019
Time: 12:06
Page: 36

PGM Year: 2017
Project: 0002 - KING COUNTY HOUSING REPAIR PROGRAMS
IDIS Activity: 3366 - Housing Repari Program Delivery - 5205

Status: Completed 12/31/2017 12:00:00 AM
Location: 401 5th Ave Seattle, WA 98104-1818

Objective: Provide decent affordable housing
Outcome: Affordability
Matrix Code: Rehabilitation Administration (14H)

National Objective: LMH

Initial Funding Date: 10/12/2017

Description:

Funds will be used to support the delivery of Housing Repair program services.
Housing repair loans/grants are made with both CDBG and HOME dollars.
570.202(b)(9).

Financing

	Fund Type	Grant Year	Grant	Funded Amount	Drawn In Program Year	Drawn Thru Program Year
CDBG	EN	2017	B17UC530001	\$488,188.00	\$637.96	\$488,188.00
Total	Total			\$488,188.00	\$637.96	\$488,188.00

Proposed Accomplishments

Actual Accomplishments

Number assisted:

	Owner		Renter		Total		Person	
	Total	Hispanic	Total	Hispanic	Total	Hispanic	Total	Hispanic
White:	0	0	0	0	0	0		0
Black/African American:	0	0	0	0	0	0	0	0
Asian:	0	0	0	0	0	0	0	0
American Indian/Alaskan Native:	0	0	0	0	0	0	0	0
Native Hawaiian/Other Pacific Islander:	0	0	0	0	0	0	0	0
American Indian/Alaskan Native & White:	0	0	0	0	0	0	0	0
Asian White:	0	0	0	0	0	0	0	0
Black/African American & White:	0	0	0	0	0	0	0	0
American Indian/Alaskan Native & Black/African American:	0	0	0	0	0	0	0	0
Other multi-racial:	0	0	0	0	0	0	0	0
Asian/Pacific Islander:	0	0	0	0	0	0	0	0
Hispanic:	0	0	0	0	0	0	0	0
Total:	0	0	0	0	0	0	0	0
Female-headed Households:	0		0		0			



U.S. Department of Housing and Urban Development
Office of Community Planning and Development
Integrated Disbursement and Information System
CDBG Activity Summary Report (GPR) for Program Year 2018
KING COUNTY

Date: 29-Mar-2019
Time: 12:06
Page: 37

Income Category:

	Owner	Renter	Total	Person
Extremely Low	0	0	0	0
Low Mod	0	0	0	0
Moderate	0	0	0	0
Non Low Moderate	0	0	0	0
Total	0	0	0	0
Percent Low/Mod				

Annual Accomplishments

Years	Accomplishment Narrative	# Benefitting
2017	Funds were used to support the delivery of Housing Repair program services during 2017. Housing repair loans/grants are made with both CDBG and HOME dollars.. 570.202(b)(9).	



U.S. Department of Housing and Urban Development
Office of Community Planning and Development
Integrated Disbursement and Information System
CDBG Activity Summary Report (GPR) for Program Year 2018
KING COUNTY

Date: 29-Mar-2019
Time: 12:06
Page: 38

PGM Year: 2017
Project: 0002 - KING COUNTY HOUSING REPAIR PROGRAMS
IDIS Activity: 3369 - Tukwila MHR C17623 1127781

Status: Completed 12/31/2018 12:00:00 AM
Location: 18817 SE 271st Pl Covington, WA 98042-8413

Objective: Provide decent affordable housing
Outcome: Sustainability
Matrix Code: Rehab; Single-Unit Residential (14A) **National Objective:** LMH

Initial Funding Date: 11/02/2017

Description:

Funds will be used to provide minor home repair services for low- and moderate income homeowners in the South Sub-region of King County, living in SeaTac, Tukwila, Des Moines and Covington.

The program will maintain safety and health of the occupants and preserve the dwelling and/or conserve energy.

Financing

	Fund Type	Grant Year	Grant	Funded Amount	Drawn In Program Year	Drawn Thru Program Year
CDBG	EN	2017	B17UC530001	\$114,858.53	\$114,474.54	\$114,858.53
Total	Total			\$114,858.53	\$114,474.54	\$114,858.53

Proposed Accomplishments

Housing Units : 52

Actual Accomplishments

Number assisted:

	Owner		Renter		Total		Person	
	Total	Hispanic	Total	Hispanic	Total	Hispanic	Total	Hispanic
White:	38	1	0	0	38	1	0	0
Black/African American:	5	0	0	0	5	0	0	0
Asian:	3	0	0	0	3	0	0	0
American Indian/Alaskan Native:	0	0	0	0	0	0	0	0
Native Hawaiian/Other Pacific Islander:	0	0	0	0	0	0	0	0
American Indian/Alaskan Native & White:	0	0	0	0	0	0	0	0
Asian White:	0	0	0	0	0	0	0	0
Black/African American & White:	0	0	0	0	0	0	0	0
American Indian/Alaskan Native & Black/African American:	0	0	0	0	0	0	0	0
Other multi-racial:	0	0	0	0	0	0	0	0
Asian/Pacific Islander:	0	0	0	0	0	0	0	0
Hispanic:	0	0	0	0	0	0	0	0
Total:	46	1	0	0	46	1	0	0



U.S. Department of Housing and Urban Development
Office of Community Planning and Development
Integrated Disbursement and Information System
CDBG Activity Summary Report (GPR) for Program Year 2018
KING COUNTY

Date: 29-Mar-2019
Time: 12:06
Page: 39

Female-headed Households: 8 0 8

Income Category:

	Owner	Renter	Total	Person
Extremely Low	24	0	24	0
Low Mod	15	0	15	0
Moderate	7	0	7	0
Non Low Moderate	0	0	0	0
Total	46	0	46	0
Percent Low/Mod	100.0%		100.0%	

Annual Accomplishments

Years	Accomplishment Narrative	# Benefitting
2017	2/24/2017 Tier 2 ER established. All housing will have a site specific review completed before work commences. January 2018 contract negotiated and executed. Program underway. Q1: 10 unduplicated households served, 57 repair hours. Q2: 25 unduplicated households served, 165.25 repair hours. Above projected performance measures. Q3: 11 unduplicated households served, 99 repair hours. ***Data for Q1, Q2, and Q3 was reported in year 2017 in error. The data will not be restated in 2018 in order to refrain from duplicate counting. Effective Q4, data will be entered in the correct year, which is year 2018. All accomplishments occurred in 2018.	
2018	***Data for Q1, Q2, and Q3 was reported in year 2017 in error. The data will not be restated in 2018 in order to refrain from duplicate counting. Effective Q4, data will be entered in the correct year, which is year 2018. All accomplishments occurred in 2018. Q1: 10 unduplicated households served, 57 repair hours. Q2: 25 unduplicated households served, 165.25 repair hours. Above projected performance measures. Q3: 11 unduplicated households served, 99 repair hours. Q4: 6 unduplicated households served, 75.75 repair hours. Please note the information above regarding Qs 1-3 data.	



U.S. Department of Housing and Urban Development
Office of Community Planning and Development
Integrated Disbursement and Information System
CDBG Activity Summary Report (GPR) for Program Year 2018
KING COUNTY

Date: 29-Mar-2019
Time: 12:06
Page: 40

PGM Year: 2018
Project: 0007 - KING COUNTY ECONOMIC DEVELOPMENT
IDIS Activity: 3379 - Greenbridge Section 108 Loan Program Repayment

Status: Completed 2/28/2019 12:00:00 AM
Location: ,

Objective:
Outcome:
Matrix Code: Planned Repayment of Section 108
Loan Principal (19F)
National Objective:

Initial Funding Date: 02/27/2019

Description:

Funds will be used to repay a portion of the Greenbridge Section 108 Loan.

Financing

	Fund Type	Grant Year	Grant	Funded Amount	Drawn In Program Year	Drawn Thru Program Year
CDBG	EN	2017	B17UC530001	\$174,369.00	\$174,369.00	\$174,369.00
Total	Total			\$174,369.00	\$174,369.00	\$174,369.00

Proposed Accomplishments

Actual Accomplishments

Number assisted:


	Owner		Renter		Total		Person	
	Total	Hispanic	Total	Hispanic	Total	Hispanic	Total	Hispanic
White:					0	0		
Black/African American:					0	0		
Asian:					0	0		
American Indian/Alaskan Native:					0	0		
Native Hawaiian/Other Pacific Islander:					0	0		
American Indian/Alaskan Native & White:					0	0		
Asian White:					0	0		
Black/African American & White:					0	0		
American Indian/Alaskan Native & Black/African American:					0	0		
Other multi-racial:					0	0		
Asian/Pacific Islander:					0	0		
Hispanic:					0	0		
Total:	0	0	0	0	0	0	0	0

Female-headed Households:

0

Income Category:

Owner Renter Total Person



U.S. Department of Housing and Urban Development
Office of Community Planning and Development
Integrated Disbursement and Information System
CDBG Activity Summary Report (GPR) for Program Year 2018
KING COUNTY

Date: 29-Mar-2019
Time: 12:06
Page: 41

Extremely Low			0	
Low Mod			0	
Moderate			0	
Non Low Moderate			0	
Total	0	0	0	0
Percent Low/Mod				

Annual Accomplishments

No data returned for this view. This might be because the applied filter excludes all data.



U.S. Department of Housing and Urban Development
Office of Community Planning and Development
Integrated Disbursement and Information System
CDBG Activity Summary Report (GPR) for Program Year 2018
KING COUNTY

Date: 29-Mar-2019
Time: 12:06
Page: 42

PGM Year: 2016
Project: 0002 - KING COUNTY HOUSING REPAIR PROGRAMS
IDIS Activity: 3383 - CD3383

Status: Completed 10/12/2018 12:00:00 AM
Location: 336 Bendigo Blvd N North Bend, WA 98045-9139

Objective: Provide decent affordable housing
Outcome: Availability/accessibility
Matrix Code: Rehab; Single-Unit Residential (14A) **National Objective:** LMH

Initial Funding Date: 03/13/2018

Description:

Hot Water heater Replacement Disabled EMERGENCY3192018 Friend of applicant repaired Hot Water tank now no longer needs assistance CF

Financing

	Fund Type	Grant Year	Grant	Funded Amount	Drawn In Program Year	Drawn Thru Program Year
CDBG	EN	2016	B16UC530001	\$3,274.97	\$3,274.97	\$3,274.97
Total	Total			\$3,274.97	\$3,274.97	\$3,274.97

Proposed Accomplishments

Housing Units : 1

Actual Accomplishments

Number assisted:

	Owner		Renter		Total		Person	
	Total	Hispanic	Total	Hispanic	Total	Hispanic	Total	Hispanic
White:	1	0	0	0	1	0	0	0
Black/African American:	0	0	0	0	0	0	0	0
Asian:	0	0	0	0	0	0	0	0
American Indian/Alaskan Native:	0	0	0	0	0	0	0	0
Native Hawaiian/Other Pacific Islander:	0	0	0	0	0	0	0	0
American Indian/Alaskan Native & White:	0	0	0	0	0	0	0	0
Asian White:	0	0	0	0	0	0	0	0
Black/African American & White:	0	0	0	0	0	0	0	0
American Indian/Alaskan Native & Black/African American:	0	0	0	0	0	0	0	0
Other multi-racial:	0	0	0	0	0	0	0	0
Asian/Pacific Islander:	0	0	0	0	0	0	0	0
Hispanic:	0	0	0	0	0	0	0	0
Total:	1	0	0	0	1	0	0	0
Female-headed Households:	0		0		0			



U.S. Department of Housing and Urban Development
Office of Community Planning and Development
Integrated Disbursement and Information System
CDBG Activity Summary Report (GPR) for Program Year 2018
KING COUNTY

Date: 29-Mar-2019
Time: 12:06
Page: 43

Income Category:

	Owner	Renter	Total	Person
Extremely Low	1	0	1	0
Low Mod	0	0	0	0
Moderate	0	0	0	0
Non Low Moderate	0	0	0	0
Total	1	0	1	0
Percent Low/Mod	100.0%		100.0%	

Annual Accomplishments

Years	Accomplishment Narrative	# Benefitting
2018	Replace Hot water tank, repaired damaged flooring, tub surround, Grab Bars, Rebuild front porch	



U.S. Department of Housing and Urban Development
Office of Community Planning and Development
Integrated Disbursement and Information System
CDBG Activity Summary Report (GPR) for Program Year 2018
KING COUNTY

Date: 29-Mar-2019
Time: 12:06
Page: 44

PGM Year: 2017
Project: 0005 - KING COUNTY CONSORTIUM-WIDE PUBLIC FACILITIES
IDIS Activity: 3386 - CCS Kirkland Family Shelter - Land Acquisition

Status: Open
Location: 11920 NE 80th St Kirkland, WA 98033-8118

Objective: Create suitable living environments
Outcome: Availability/accessibility
Matrix Code: Acquisition of Real Property (01)

National Objective: LMC

Initial Funding Date: 03/29/2018

Description:

CDBG funds will be used toward land acquisition via a 15 year lease agreement between City of Kirkland and Catholic Community Services of Western Washington for a portion of a church site for development of 19,075 square foot building housing two separate shelters and day centers located on separate floors.

The women's shelter is sized to house 48 women; the family shelter will house families comprising a total of up to 50 persons.

The day center space will accommodate private case management, food preparation and service, computer lab and storage of belongings and pets. The shelter is proposed as a low-barrier shelter which means few requirements on the shelter guests other than they don't pose a danger to other guests.

Financing

No data returned for this view. This might be because the applied filter excludes all data.

Proposed Accomplishments

People (General) : 98

Actual Accomplishments

Number assisted:

	Owner		Renter		Total		Person	
	Total	Hispanic	Total	Hispanic	Total	Hispanic	Total	Hispanic
White:	0	0	0	0	0	0		0
Black/African American:	0	0	0	0	0	0	0	0
Asian:	0	0	0	0	0	0	0	0
American Indian/Alaskan Native:	0	0	0	0	0	0	0	0
Native Hawaiian/Other Pacific Islander:	0	0	0	0	0	0	0	0
American Indian/Alaskan Native & White:	0	0	0	0	0	0	0	0
Asian White:	0	0	0	0	0	0	0	0
Black/African American & White:	0	0	0	0	0	0	0	0
American Indian/Alaskan Native & Black/African American:	0	0	0	0	0	0	0	0



U.S. Department of Housing and Urban Development
Office of Community Planning and Development
Integrated Disbursement and Information System
CDBG Activity Summary Report (GPR) for Program Year 2018
KING COUNTY

Date: 29-Mar-2019
Time: 12:06
Page: 45

Other multi-racial:	0	0	0	0	0	0	0	0
Asian/Pacific Islander:	0	0	0	0	0	0	0	0
Hispanic:	0	0	0	0	0	0	0	0
Total:	0	0	0	0	0	0	0	0
Female-headed Households:	0		0		0			

Income Category:

	Owner	Renter	Total	Person
Extremely Low	0	0	0	0
Low Mod	0	0	0	0
Moderate	0	0	0	0
Non Low Moderate	0	0	0	0
Total	0	0	0	0
Percent Low/Mod				

Annual Accomplishments

Years	Accomplishment Narrative	# Benefitting
2018	Negotiations underway regarding ground lease agreement; design and operations. Anticipate acquisition to be under contract in early Spring 2019.	



U.S. Department of Housing and Urban Development
Office of Community Planning and Development
Integrated Disbursement and Information System
CDBG Activity Summary Report (GPR) for Program Year 2018
KING COUNTY

Date: 29-Mar-2019
Time: 12:06
Page: 46

PGM Year: 2017
Project: 0007 - KING COUNTY ECONOMIC DEVELOPMENT
IDIS Activity: 3393 - White Center Square Section 108 Loan Repayment

Status: Open
Location: ,

Objective:
Outcome:
Matrix Code: Debt service reserve (24C) **National Objective:**

Initial Funding Date: 07/17/2018

Description:

Funds will be used to address any unanticipated shortfall in the 2009 White Center Square Section 108 Loan project per action taken by the Joint Recommendations Committee at the May 24, 2018 meeting.
Surplus contingency funds moved to 3298 to cover additional eligible clients.
Action completed per JRC action at its 92718 funding meeting.

Financing

	Fund Type	Grant Year	Grant	Funded Amount	Drawn In Program Year	Drawn Thru Program Year
CDBG	EN	2017	B17UC530001	\$122,643.00	\$121,448.70	\$121,448.70
		2018	B18UC530001	\$259,051.00	\$0.00	\$0.00
Total	Total			\$381,694.00	\$121,448.70	\$121,448.70

Proposed Accomplishments

Actual Accomplishments

Number assisted:

	Owner		Renter		Total		Person	
	Total	Hispanic	Total	Hispanic	Total	Hispanic	Total	Hispanic
White:					0	0		
Black/African American:					0	0		
Asian:					0	0		
American Indian/Alaskan Native:					0	0		
Native Hawaiian/Other Pacific Islander:					0	0		
American Indian/Alaskan Native & White:					0	0		
Asian White:					0	0		
Black/African American & White:					0	0		
American Indian/Alaskan Native & Black/African American:					0	0		
Other multi-racial:					0	0		
Asian/Pacific Islander:					0	0		
Hispanic:					0	0		
Total:	0	0	0	0	0	0	0	0



U.S. Department of Housing and Urban Development
Office of Community Planning and Development
Integrated Disbursement and Information System
CDBG Activity Summary Report (GPR) for Program Year 2018
KING COUNTY

Date: 29-Mar-2019

Time: 12:06

Page: 47

Female-headed Households:

0

Income Category:

	Owner	Renter	Total	Person
Extremely Low			0	
Low Mod			0	
Moderate			0	
Non Low Moderate			0	
Total	0	0	0	0
Percent Low/Mod				

Annual Accomplishments

No data returned for this view. This might be because the applied filter excludes all data.



U.S. Department of Housing and Urban Development
Office of Community Planning and Development
Integrated Disbursement and Information System
CDBG Activity Summary Report (GPR) for Program Year 2018
KING COUNTY

Date: 29-Mar-2019
Time: 12:06
Page: 48

PGM Year: 2018
Project: 0001 - KINGCOUNTY CDBG/HOME/ESG PROGRAM ADMINISTRATION
IDIS Activity: 3394 - King County CDBG Administration

Status: Completed 12/31/2018 12:00:00 AM
Location: ,

Objective:
Outcome:
Matrix Code: General Program Administration (21A) **National Objective:**

Initial Funding Date: 09/13/2018

Description:

CDBG funds will be used for the administration and coordination of the housing and community development activities in the King County Consortium.

Financing

	Fund Type	Grant Year	Grant	Funded Amount	Drawn In Program Year	Drawn Thru Program Year
CDBG	EN	2018	B18UC530001	\$76,212.69	\$76,212.69	\$76,212.69
	PI			\$939,578.36	\$939,578.36	\$939,578.36
Total	Total			\$1,015,791.05	\$1,015,791.05	\$1,015,791.05

Proposed Accomplishments

Actual Accomplishments

Number assisted:

	Owner		Renter		Total		Person	
	Total	Hispanic	Total	Hispanic	Total	Hispanic	Total	Hispanic
White:					0	0		
Black/African American:					0	0		
Asian:					0	0		
American Indian/Alaskan Native:					0	0		
Native Hawaiian/Other Pacific Islander:					0	0		
American Indian/Alaskan Native & White:					0	0		
Asian White:					0	0		
Black/African American & White:					0	0		
American Indian/Alaskan Native & Black/African American:					0	0		
Other multi-racial:					0	0		
Asian/Pacific Islander:					0	0		
Hispanic:					0	0		
Total:	0	0	0	0	0	0	0	0
Female-headed Households:					0			



U.S. Department of Housing and Urban Development
Office of Community Planning and Development
Integrated Disbursement and Information System
CDBG Activity Summary Report (GPR) for Program Year 2018
KING COUNTY

Date: 29-Mar-2019

Time: 12:06

Page: 49

Income Category:

	Owner	Renter	Total	Person
Extremely Low			0	
Low Mod			0	
Moderate			0	
Non Low Moderate			0	
Total	0	0	0	0
Percent Low/Mod				

Annual Accomplishments

No data returned for this view. This might be because the applied filter excludes all data.



U.S. Department of Housing and Urban Development
Office of Community Planning and Development
Integrated Disbursement and Information System
CDBG Activity Summary Report (GPR) for Program Year 2018
KING COUNTY

Date: 29-Mar-2019
Time: 12:06
Page: 50

PGM Year: 2018
Project: 0001 - KINGCOUNTY CDBG/HOME/ESG PROGRAM ADMINISTRATION
IDIS Activity: 3395 - Kirkland CDBG Admin 1128100-C18233

Status: Completed 12/31/2018 12:00:00 AM
Location: ,

Objective:
Outcome:
Matrix Code: General Program Administration (21A) **National Objective:**

Initial Funding Date: 11/05/2018

Description:

CDBG funds will be used to support administration of the Kirkland CDBG program and planning activities.

Financing

	Fund Type	Grant Year	Grant	Funded Amount	Drawn In Program Year	Drawn Thru Program Year
CDBG	EN	2018	B18UC530001	\$33,687.00	\$33,687.00	\$33,687.00
Total	Total			\$33,687.00	\$33,687.00	\$33,687.00

Proposed Accomplishments

Actual Accomplishments

Number assisted:


	Owner		Renter		Total		Person	
	Total	Hispanic	Total	Hispanic	Total	Hispanic	Total	Hispanic
White:					0	0		
Black/African American:					0	0		
Asian:					0	0		
American Indian/Alaskan Native:					0	0		
Native Hawaiian/Other Pacific Islander:					0	0		
American Indian/Alaskan Native & White:					0	0		
Asian White:					0	0		
Black/African American & White:					0	0		
American Indian/Alaskan Native & Black/African American:					0	0		
Other multi-racial:					0	0		
Asian/Pacific Islander:					0	0		
Hispanic:					0	0		
Total:	0	0	0	0	0	0	0	0

Female-headed Households:

0

Income Category:

Owner Renter Total Person



U.S. Department of Housing and Urban Development
Office of Community Planning and Development
Integrated Disbursement and Information System
CDBG Activity Summary Report (GPR) for Program Year 2018
KING COUNTY

Date: 29-Mar-2019
Time: 12:06
Page: 51

Extremely Low			0	
Low Mod			0	
Moderate			0	
Non Low Moderate			0	
Total	0	0	0	0
Percent Low/Mod				

Annual Accomplishments

No data returned for this view. This might be because the applied filter excludes all data.



U.S. Department of Housing and Urban Development
Office of Community Planning and Development
Integrated Disbursement and Information System
CDBG Activity Summary Report (GPR) for Program Year 2018
KING COUNTY

Date: 29-Mar-2019
Time: 12:06
Page: 52

PGM Year: 2018
Project: 0001 - KINGCOUNTY CDBG/HOME/ESG PROGRAM ADMINISTRATION
IDIS Activity: 3396 - Redmond CDBG Prog Admin C18241

Status: Completed 12/31/2018 12:00:00 AM
Location: ,

Objective:
Outcome:
Matrix Code: General Program Administration (21A) **National Objective:**

Initial Funding Date: 11/05/2018

Description:

CDBG funds will be used to support administration of the Redmond's CDBG program and planning activities.

Financing

	Fund Type	Grant Year	Grant	Funded Amount	Drawn In Program Year	Drawn Thru Program Year
CDBG	EN	2018	B18UC530001	\$8,112.50	\$8,112.50	\$8,112.50
	PI			\$24,337.50	\$24,337.50	\$24,337.50
Total	Total			\$32,450.00	\$32,450.00	\$32,450.00

Proposed Accomplishments

Actual Accomplishments

<i>Number assisted:</i>	Owner		Renter		Total		Person	
	Total	Hispanic	Total	Hispanic	Total	Hispanic	Total	Hispanic
White:					0	0		
Black/African American:					0	0		
Asian:					0	0		
American Indian/Alaskan Native:					0	0		
Native Hawaiian/Other Pacific Islander:					0	0		
American Indian/Alaskan Native & White:					0	0		
Asian White:					0	0		
Black/African American & White:					0	0		
American Indian/Alaskan Native & Black/African American:					0	0		
Other multi-racial:					0	0		
Asian/Pacific Islander:					0	0		
Hispanic:					0	0		
Total:	0	0	0	0	0	0	0	0
Female-headed Households:					0			



U.S. Department of Housing and Urban Development
Office of Community Planning and Development
Integrated Disbursement and Information System
CDBG Activity Summary Report (GPR) for Program Year 2018
KING COUNTY

Date: 29-Mar-2019

Time: 12:06

Page: 53

Income Category:

	Owner	Renter	Total	Person
Extremely Low			0	
Low Mod			0	
Moderate			0	
Non Low Moderate			0	
Total	0	0	0	0
Percent Low/Mod				

Annual Accomplishments

No data returned for this view. This might be because the applied filter excludes all data.



U.S. Department of Housing and Urban Development
Office of Community Planning and Development
Integrated Disbursement and Information System
CDBG Activity Summary Report (GPR) for Program Year 2018
KING COUNTY

Date: 29-Mar-2019
Time: 12:06
Page: 54

PGM Year: 2018
Project: 0001 - KINGCOUNTY CDBG/HOME/ESG PROGRAM ADMINISTRATION
IDIS Activity: 3397 - Renton CDBG Prog Admin C18251

Status: Open
Location: ,

Objective:
Outcome:
Matrix Code: General Program Administration (21A) **National Objective:**

Initial Funding Date: 11/05/2018

Description:

CDBG funds will be used to support administration of the Renton's CDBG program and planning activities.12312018 project stays open until contracted obligations are completed.
Used funds for Fair Housing Testing.

Financing

	Fund Type	Grant Year	Grant	Funded Amount	Drawn In Program Year	Drawn Thru Program Year
CDBG	EN	2018	B18UC530001	\$75,276.00	\$64,306.01	\$64,306.01
Total	Total			\$75,276.00	\$64,306.01	\$64,306.01

Proposed Accomplishments

Actual Accomplishments

Number assisted:

	Owner		Renter		Total		Person	
	Total	Hispanic	Total	Hispanic	Total	Hispanic	Total	Hispanic
White:					0	0		
Black/African American:					0	0		
Asian:					0	0		
American Indian/Alaskan Native:					0	0		
Native Hawaiian/Other Pacific Islander:					0	0		
American Indian/Alaskan Native & White:					0	0		
Asian White:					0	0		
Black/African American & White:					0	0		
American Indian/Alaskan Native & Black/African American:					0	0		
Other multi-racial:					0	0		
Asian/Pacific Islander:					0	0		
Hispanic:					0	0		
Total:	0	0	0	0	0	0	0	0
Female-headed Households:					0			



U.S. Department of Housing and Urban Development
Office of Community Planning and Development
Integrated Disbursement and Information System
CDBG Activity Summary Report (GPR) for Program Year 2018
KING COUNTY

Date: 29-Mar-2019

Time: 12:06

Page: 55

Income Category:

	Owner	Renter	Total	Person
Extremely Low			0	
Low Mod			0	
Moderate			0	
Non Low Moderate			0	
Total	0	0	0	0
Percent Low/Mod				

Annual Accomplishments

No data returned for this view. This might be because the applied filter excludes all data.



U.S. Department of Housing and Urban Development
Office of Community Planning and Development
Integrated Disbursement and Information System
CDBG Activity Summary Report (GPR) for Program Year 2018
KING COUNTY

Date: 29-Mar-2019
Time: 12:06
Page: 56

PGM Year: 2018
Project: 0001 - KINGCOUNTY CDBG/HOME/ESG PROGRAM ADMINISTRATION
IDIS Activity: 3398 - Shoreline CDBG Prog Admin C18261

Status: Open
Location: ,

Objective:
Outcome:
Matrix Code: General Program Administration (21A) **National Objective:**

Initial Funding Date: 11/05/2018

Description:

CDBG funds will be used to support administration of the Shoreline CDBG program and planning activities.

Financing

	Fund Type	Grant Year	Grant	Funded Amount	Drawn In Program Year	Drawn Thru Program Year
CDBG	PI			\$32,083.00	\$32,083.00	\$32,083.00
Total	Total			\$32,083.00	\$32,083.00	\$32,083.00

Proposed Accomplishments

Actual Accomplishments

Number assisted:


	Owner		Renter		Total		Person	
	Total	Hispanic	Total	Hispanic	Total	Hispanic	Total	Hispanic
White:					0	0		
Black/African American:					0	0		
Asian:					0	0		
American Indian/Alaskan Native:					0	0		
Native Hawaiian/Other Pacific Islander:					0	0		
American Indian/Alaskan Native & White:					0	0		
Asian White:					0	0		
Black/African American & White:					0	0		
American Indian/Alaskan Native & Black/African American:					0	0		
Other multi-racial:					0	0		
Asian/Pacific Islander:					0	0		
Hispanic:					0	0		
Total:	0	0	0	0	0	0	0	0

Female-headed Households:

0

Income Category:

Owner Renter Total Person



U.S. Department of Housing and Urban Development
Office of Community Planning and Development
Integrated Disbursement and Information System
CDBG Activity Summary Report (GPR) for Program Year 2018
KING COUNTY

Date: 29-Mar-2019
Time: 12:06
Page: 57

Extremely Low			0	
Low Mod			0	
Moderate			0	
Non Low Moderate			0	
Total	0	0	0	0
Percent Low/Mod				

Annual Accomplishments

No data returned for this view. This might be because the applied filter excludes all data.



U.S. Department of Housing and Urban Development
Office of Community Planning and Development
Integrated Disbursement and Information System
CDBG Activity Summary Report (GPR) for Program Year 2018
KING COUNTY

Date: 29-Mar-2019
Time: 12:06
Page: 58

PGM Year: 2018
Project: 0001 - KINGCOUNTY CDBG/HOME/ESG PROGRAM ADMINISTRATION
IDIS Activity: 3399 - Burien CDBG Prog Admin C18271

Status: Open
Location: ,

Objective:
Outcome:
Matrix Code: General Program Administration (21A) **National Objective:**

Initial Funding Date: 11/05/2018

Description:

CDBG funds will be used to support administration of the Burien CDBG program and planning activities.12312018 project stays open until contracted obligations are completed.
Used funds for Fair Housing Testing.

Financing

	Fund Type	Grant Year	Grant	Funded Amount	Drawn In Program Year	Drawn Thru Program Year
CDBG	EN	2018	B18UC530001	\$16,072.75	\$11,072.75	\$11,072.75
	PI			\$30,834.25	\$30,834.25	\$30,834.25
Total	Total			\$46,907.00	\$41,907.00	\$41,907.00

Proposed Accomplishments

Actual Accomplishments

Number assisted:

	Owner		Renter		Total		Person	
	Total	Hispanic	Total	Hispanic	Total	Hispanic	Total	Hispanic
White:					0	0		
Black/African American:					0	0		
Asian:					0	0		
American Indian/Alaskan Native:					0	0		
Native Hawaiian/Other Pacific Islander:					0	0		
American Indian/Alaskan Native & White:					0	0		
Asian White:					0	0		
Black/African American & White:					0	0		
American Indian/Alaskan Native & Black/African American:					0	0		
Other multi-racial:					0	0		
Asian/Pacific Islander:					0	0		
Hispanic:					0	0		
Total:	0	0	0	0	0	0	0	0
Female-headed Households:					0			



U.S. Department of Housing and Urban Development
Office of Community Planning and Development
Integrated Disbursement and Information System
CDBG Activity Summary Report (GPR) for Program Year 2018
KING COUNTY

Date: 29-Mar-2019

Time: 12:06

Page: 59

Income Category:

	Owner	Renter	Total	Person
Extremely Low			0	
Low Mod			0	
Moderate			0	
Non Low Moderate			0	
Total	0	0	0	0
Percent Low/Mod				

Annual Accomplishments

No data returned for this view. This might be because the applied filter excludes all data.



U.S. Department of Housing and Urban Development
Office of Community Planning and Development
Integrated Disbursement and Information System
CDBG Activity Summary Report (GPR) for Program Year 2018
KING COUNTY

Date: 29-Mar-2019
Time: 12:06
Page: 60

PGM Year: 2018
Project: 0007 - KING COUNTY ECONOMIC DEVELOPMENT
IDIS Activity: 3400 - HCC StartZone Microenterprise C18726

Status: Open
Location: 401 5th Ave Seattle, WA 98104-1818

Objective: Create economic opportunities
Outcome: Availability/accessibility
Matrix Code: Micro-Enterprise Assistance (18C) **National Objective:** LMC

Initial Funding Date: 11/05/2018

Description:

CDBG funding will provide economic development and training to disadvantaged, low to moderate residents in the South King County sub-region with bilingual business training in Money, Marketing and Management, one-to-one advising, and group participation.

Financing

	Fund Type	Grant Year	Grant	Funded Amount	Drawn In Program Year	Drawn Thru Program Year
CDBG	EN	2018	B18UC530001	\$89,850.00	\$57,944.37	\$57,944.37
Total	Total			\$89,850.00	\$57,944.37	\$57,944.37

Proposed Accomplishments

People (General) : 92

Actual Accomplishments

Number assisted:

	Owner		Renter		Total		Person	
	Total	Hispanic	Total	Hispanic	Total	Hispanic	Total	Hispanic
White:	0	0	0	0	0	0	41	38
Black/African American:	0	0	0	0	0	0	9	0
Asian:	0	0	0	0	0	0	2	0
American Indian/Alaskan Native:	0	0	0	0	0	0	0	0
Native Hawaiian/Other Pacific Islander:	0	0	0	0	0	0	0	0
American Indian/Alaskan Native & White:	0	0	0	0	0	0	0	0
Asian White:	0	0	0	0	0	0	0	0
Black/African American & White:	0	0	0	0	0	0	0	0
American Indian/Alaskan Native & Black/African American:	0	0	0	0	0	0	0	0
Other multi-racial:	0	0	0	0	0	0	0	0
Asian/Pacific Islander:	0	0	0	0	0	0	0	0
Hispanic:	0	0	0	0	0	0	0	0
Total:	0	0	0	0	0	0	52	38
Female-headed Households:	0		0		0			



U.S. Department of Housing and Urban Development
Office of Community Planning and Development
Integrated Disbursement and Information System
CDBG Activity Summary Report (GPR) for Program Year 2018
KING COUNTY

Date: 29-Mar-2019
Time: 12:06
Page: 61

Income Category:

	Owner	Renter	Total	Person
Extremely Low	0	0	0	18
Low Mod	0	0	0	26
Moderate	0	0	0	8
Non Low Moderate	0	0	0	0
Total	0	0	0	52
Percent Low/Mod				100.0%

Annual Accomplishments

Years	Accomplishment Narrative	# Benefitting
2018	<p>Q1 - (4/1/18 - 6/30/18) 22 unduplicated persons received services through four workshops each running at 5 hours in duration and designed to screen for those considering starting their own business, those who are ready to launch a business and desire one-on-one technical support and those who are currently in business but are looking to expand and need assistance with loan applications, marketing plans and/or hiring employees.</p> <p>Q2 - (7/1/18 - 9/30/18) 24 persons received services; 15 are new unduplicated CDBG eligible clients. Farming Community workshops and technical assistance were provided in areas of farming resources, understanding organizational structures, business plan development, securing land, financing, and formalizing partnerships. Spanish speaking workshops and technical assistance were provided in areas of micro loan and lenders for ITIN (Individual Taxpayer Identification Number) applicants, labor and industries, establishing business account and personal accounts through Seattle Credit Union, and step-by-step infographcs, "How to report quarterly taxes" through the Department of Revenue website.</p> <p>Q3 - (10/1/18 - 12/31/18) 18 persons received services; 15 are new unduplicated CDBG eligible clients. Group workshops and technical assistance were provided in areas of creating marketing plans, establishing business accounts, business license applications, Adult Family Home Workshops, finding farm lands, how to grow and distribute products and one-on-one client assistance. Three employees also attended 13 Community Engagement and Relationship Building events.</p>	



U.S. Department of Housing and Urban Development
Office of Community Planning and Development
Integrated Disbursement and Information System
CDBG Activity Summary Report (GPR) for Program Year 2018
KING COUNTY

Date: 29-Mar-2019
Time: 12:06
Page: 62

PGM Year: 2018
Project: 0007 - KING COUNTY ECONOMIC DEVELOPMENT
IDIS Activity: 3401 - New Roots Microenterprise C18725

Status: Completed 12/31/2018 12:00:00 AM
Location: 1610 S King St Seattle, WA 98144-2115

Objective: Create economic opportunities
Outcome: Availability/accessibility
Matrix Code: Micro-Enterprise Assistance (18C) **National Objective:** LMC

Initial Funding Date: 09/13/2018

Description:

CDBG funds would be used for the continuation of the CDBG funded program, New Roots, used for business training, and general preparation of low income entrepreneurs to receive business loans.

Anticipated that classes would be held in Skyway and Burien and would assist clients from Burien, SeaTac, Tukwila, and White Center.

Financing

	Fund Type	Grant Year	Grant	Funded Amount	Drawn In Program Year	Drawn Thru Program Year
CDBG	EN	2018	B18UC530001	\$58,577.91	\$58,577.91	\$58,577.91
Total	Total			\$58,577.91	\$58,577.91	\$58,577.91

Proposed Accomplishments

People (General) : 60

Actual Accomplishments

Number assisted:

	Owner		Renter		Total		Person	
	Total	Hispanic	Total	Hispanic	Total	Hispanic	Total	Hispanic
White:	0	0	0	0	0	0		0
Black/African American:	0	0	0	0	0	0	24	0
Asian:	0	0	0	0	0	0	19	0
American Indian/Alaskan Native:	0	0	0	0	0	0	0	0
Native Hawaiian/Other Pacific Islander:	0	0	0	0	0	0	0	0
American Indian/Alaskan Native & White:	0	0	0	0	0	0	0	0
Asian White:	0	0	0	0	0	0	14	0
Black/African American & White:	0	0	0	0	0	0	0	0
American Indian/Alaskan Native & Black/African American:	0	0	0	0	0	0	0	0
Other multi-racial:	0	0	0	0	0	0	0	0
Asian/Pacific Islander:	0	0	0	0	0	0	0	0
Hispanic:	0	0	0	0	0	0	0	0
Total:	0	0	0	0	0	0	57	0



U.S. Department of Housing and Urban Development
Office of Community Planning and Development
Integrated Disbursement and Information System
CDBG Activity Summary Report (GPR) for Program Year 2018
KING COUNTY

Date: 29-Mar-2019
Time: 12:06
Page: 63

Female-headed Households: 0 0 0

Income Category:

	Owner	Renter	Total	Person
Extremely Low	0	0	0	19
Low Mod	0	0	0	29
Moderate	0	0	0	9
Non Low Moderate	0	0	0	0
Total	0	0	0	57
Percent Low/Mod				100.0%

Annual Accomplishments

Years	Accomplishment Narrative	# Benefitting
2018	<p>Q1 - (1/1/18 - 3/31/18) 11 unduplicated persons rec'd services. Two (2) existing business owners, attended the class and saw their businesses expand. Two (2) more restarted their businesses. Immigrants from the Congo and Afghanistan were the majority of students during the first quarter. There was a high interest in both import/export and photography and tailoring businesses.</p> <p>Q2 - (4/1/18 - 6/30/18) 15 unduplicated persons rec'd services. Three (3) new businesses started and two (2) businesses expanded. There is one business that applied for their DUNS and UBI numbers. Immigrants from the Congo and from Afghanistan continue to make up the majority of the eligible clients.</p> <p>Q3 - (7/1/18 - 9/30/18) 10 unduplicated persons rec'd services. One (1) new business started and one (1) expanded. There is one business that applied for their DUNS and UBI numbers. Immigrants from the Congo and from Afghanistan continue to make up the majority of the eligible clients with the addition of some Ukrainian immigrants.</p> <p>Q4 - (10/1/18 - 12/31/18) 21 unduplicated persons rec'd services. Two (2) new businesses started and one (1) expanded. By the end of the 4th Quarter 2018, New Roots trained 57 unduplicated persons in business development falling only 3 short of the 60 person goal. During 2018, 13 businesses were established or strengthened. Immigrants of Ukrainians, Afghans and Congolese make-up a majority of our clientele. Afghan refugees had high interests in starting UBER businesses. After completion of the training, staff remained in contact with clients to update business plans.</p> <p>Project closed; recaptured \$1,672 for reallocation.</p>	



U.S. Department of Housing and Urban Development
Office of Community Planning and Development
Integrated Disbursement and Information System
CDBG Activity Summary Report (GPR) for Program Year 2018
KING COUNTY

Date: 29-Mar-2019
Time: 12:06
Page: 64

PGM Year: 2018
Project: 0002 - KING COUNTY HOUSING REPAIR PROGRAMS
IDIS Activity: 3403 - Shoreline Minor Home Repair C18663

Status: Open
Location: 530 N 178th Ct Shoreline, WA 98133-4740

Objective: Provide decent affordable housing
Outcome: Sustainability
Matrix Code: Rehab; Single-Unit Residential (14A) **National Objective:** LMH

Initial Funding Date: 11/05/2018

Description:

Funds will be used to provide low-cost electrical, plumbing, carpentry and disability access repairs to low-income, elderly and/or disabled homeowners. Contact Sound Generations at 206-448-5751 for information concerning this service.

Financing

	Fund Type	Grant Year	Grant	Funded Amount	Drawn In Program Year	Drawn Thru Program Year
CDBG	EN	2018	B18UC530001	\$69,431.00	\$16,102.50	\$16,102.50
Total	Total			\$69,431.00	\$16,102.50	\$16,102.50

Proposed Accomplishments

Housing Units : 33

Actual Accomplishments

Number assisted:

	Owner		Renter		Total		Person	
	Total	Hispanic	Total	Hispanic	Total	Hispanic	Total	Hispanic
White:	2	1	0	0	2	1	0	0
Black/African American:	0	0	0	0	0	0	0	0
Asian:	1	0	0	0	1	0	0	0
American Indian/Alaskan Native:	0	0	0	0	0	0	0	0
Native Hawaiian/Other Pacific Islander:	0	0	0	0	0	0	0	0
American Indian/Alaskan Native & White:	0	0	0	0	0	0	0	0
Asian White:	0	0	0	0	0	0	0	0
Black/African American & White:	0	0	0	0	0	0	0	0
American Indian/Alaskan Native & Black/African American:	0	0	0	0	0	0	0	0
Other multi-racial:	3	1	0	0	3	1	0	0
Asian/Pacific Islander:	0	0	0	0	0	0	0	0
Hispanic:	0	0	0	0	0	0	0	0
Total:	6	2	0	0	6	2	0	0
Female-headed Households:	0		0		0			



U.S. Department of Housing and Urban Development
Office of Community Planning and Development
Integrated Disbursement and Information System
CDBG Activity Summary Report (GPR) for Program Year 2018
KING COUNTY

Date: 29-Mar-2019

Time: 12:06

Page: 65

Income Category:

	Owner	Renter	Total	Person
Extremely Low	5	0	5	0
Low Mod	1	0	1	0
Moderate	0	0	0	0
Non Low Moderate	0	0	0	0
Total	6	0	6	0
Percent Low/Mod	100.0%		100.0%	

Annual Accomplishments

Years	Accomplishment Narrative	# Benefitting
2018	Nov/Dec 2018- 6 households were served by the program. 23 minor home repairs were completed. Program continues into 2019.	
2019	Accomplishments in 2019	



U.S. Department of Housing and Urban Development
Office of Community Planning and Development
Integrated Disbursement and Information System
CDBG Activity Summary Report (GPR) for Program Year 2018
KING COUNTY

Date: 29-Mar-2019
Time: 12:06
Page: 66

PGM Year: 2018
Project: 0002 - KING COUNTY HOUSING REPAIR PROGRAMS
IDIS Activity: 3404 - Habitat for Humanity MHR C18624

Status: Open
Location: 605 SW 108th St Seattle, WA 98146-2229

Objective: Provide decent affordable housing
Outcome: Sustainability
Matrix Code: Rehab; Single-Unit Residential (14A) **National Objective:** LMH

Initial Funding Date: 10/29/2018

Description:

Consortium CDBG funds will be used to conduct minor home repairs.
Habitat SKC determines eligibility to the program based on the requirements identified in its Repair Program Underwriting Guidelines.

Financing

	Fund Type	Grant Year	Grant	Funded Amount	Drawn In Program Year	Drawn Thru Program Year
CDBG	EN	2018	B18UC530001	\$100,000.00	\$1,323.14	\$1,323.14
Total	Total			\$100,000.00	\$1,323.14	\$1,323.14

Proposed Accomplishments

Housing Units : 8

Actual Accomplishments

Number assisted:

	Owner		Renter		Total		Person	
	Total	Hispanic	Total	Hispanic	Total	Hispanic	Total	Hispanic
White:	0	0	0	0	0	0		0
Black/African American:	0	0	0	0	0	0	0	0
Asian:	0	0	0	0	0	0	0	0
American Indian/Alaskan Native:	0	0	0	0	0	0	0	0
Native Hawaiian/Other Pacific Islander:	0	0	0	0	0	0	0	0
American Indian/Alaskan Native & White:	0	0	0	0	0	0	0	0
Asian White:	0	0	0	0	0	0	0	0
Black/African American & White:	0	0	0	0	0	0	0	0
American Indian/Alaskan Native & Black/African American:	0	0	0	0	0	0	0	0
Other multi-racial:	0	0	0	0	0	0	0	0
Asian/Pacific Islander:	0	0	0	0	0	0	0	0
Hispanic:	0	0	0	0	0	0	0	0
Total:	0	0	0	0	0	0	0	0
Female-headed Households:	0		0		0			



U.S. Department of Housing and Urban Development
Office of Community Planning and Development
Integrated Disbursement and Information System
CDBG Activity Summary Report (GPR) for Program Year 2018
KING COUNTY

Date: 29-Mar-2019
Time: 12:06
Page: 67

Income Category:

	Owner	Renter	Total	Person
Extremely Low	0	0	0	0
Low Mod	0	0	0	0
Moderate	0	0	0	0
Non Low Moderate	0	0	0	0
Total	0	0	0	0
Percent Low/Mod				

Annual Accomplishments

Years	Accomplishment Narrative	# Benefitting
2018	Environmental Review (Tier 2) completed; Contract executed 10/2/18; Applications being accepted. Tier 3 Site Specific reviews being completed. CDV101 Initial Loan in the application review process.	



U.S. Department of Housing and Urban Development
Office of Community Planning and Development
Integrated Disbursement and Information System
CDBG Activity Summary Report (GPR) for Program Year 2018
KING COUNTY

Date: 29-Mar-2019
Time: 12:06
Page: 68

PGM Year: 2018
Project: 0002 - KING COUNTY HOUSING REPAIR PROGRAMS
IDIS Activity: 3405 - King County HRP Delivery C18603

Status: Completed 12/31/2018 12:00:00 AM
Location: 401 5th Ave Seattle, WA 98104-1818

Objective: Provide decent affordable housing
Outcome: Sustainability
Matrix Code: Rehabilitation Administration (14H) **National Objective:** LMH

Initial Funding Date: 09/13/2018

Description:

Funds will be used to support the delivery of Housing Repair Program services.
Housing repair grants/loans are made with both CDBG and HOME dollars.
570.202(b)(9).

Financing

	Fund Type	Grant Year	Grant	Funded Amount	Drawn In Program Year	Drawn Thru Program Year
CDBG	EN	2018	B18UC530001	\$495,533.41	\$495,533.41	\$495,533.41
Total	Total			\$495,533.41	\$495,533.41	\$495,533.41

Proposed Accomplishments

Actual Accomplishments

Number assisted:

	Owner		Renter		Total		Person	
	Total	Hispanic	Total	Hispanic	Total	Hispanic	Total	Hispanic
White:	0	0	0	0	0	0		0
Black/African American:	0	0	0	0	0	0	0	0
Asian:	0	0	0	0	0	0	0	0
American Indian/Alaskan Native:	0	0	0	0	0	0	0	0
Native Hawaiian/Other Pacific Islander:	0	0	0	0	0	0	0	0
American Indian/Alaskan Native & White:	0	0	0	0	0	0	0	0
Asian White:	0	0	0	0	0	0	0	0
Black/African American & White:	0	0	0	0	0	0	0	0
American Indian/Alaskan Native & Black/African American:	0	0	0	0	0	0	0	0
Other multi-racial:	0	0	0	0	0	0	0	0
Asian/Pacific Islander:	0	0	0	0	0	0	0	0
Hispanic:	0	0	0	0	0	0	0	0
Total:	0	0	0	0	0	0	0	0
Female-headed Households:	0		0		0			



U.S. Department of Housing and Urban Development
Office of Community Planning and Development
Integrated Disbursement and Information System
CDBG Activity Summary Report (GPR) for Program Year 2018
KING COUNTY

Date: 29-Mar-2019
Time: 12:06
Page: 69

Income Category:

	Owner	Renter	Total	Person
Extremely Low	0	0	0	0
Low Mod	0	0	0	0
Moderate	0	0	0	0
Non Low Moderate	0	0	0	0
Total	0	0	0	0
Percent Low/Mod				

Annual Accomplishments

Years	Accomplishment Narrative	# Benefitting
2018	Funds were used to support the delivery of Housing Repair program services during 2017. Housing repair loans/grants are made with both CDBG and HOME dollars.. 570.202(b)(9). 20 housing units were completed with the use of CDBG funds.	



U.S. Department of Housing and Urban Development
Office of Community Planning and Development
Integrated Disbursement and Information System
CDBG Activity Summary Report (GPR) for Program Year 2018
KING COUNTY

Date: 29-Mar-2019
Time: 12:06
Page: 70

PGM Year: 2018
Project: 0002 - KING COUNTY HOUSING REPAIR PROGRAMS
IDIS Activity: 3406 - King County HRP C18602-1128322

Status: Open
Location: 19201 129th Ct NE Bothell, WA 98011-2509

Objective: Provide decent affordable housing
Outcome: Sustainability
Matrix Code: Rehab; Single-Unit Residential (14A) **National Objective:** LMH

Initial Funding Date: 09/13/2018

Description:

Funds will be used to provide interest free deferred payment loans to low- and moderate-income homeowners (up to 80% of median) for health and safety repairs.
Low-income homeowners (up to 50% of median) are eligible for emergency and mobile home grants.
Information Hotline: 206-263-9095.

Financing

	Fund Type	Grant Year	Grant	Funded Amount	Drawn In Program Year	Drawn Thru Program Year
CDBG	EN	2018	B18UC530001	\$1,240,386.00	\$318,851.13	\$318,851.13
Total	Total			\$1,240,386.00	\$318,851.13	\$318,851.13


Proposed Accomplishments

Housing Units : 125

Actual Accomplishments

Number assisted:

	Owner		Renter		Total		Person	
	Total	Hispanic	Total	Hispanic	Total	Hispanic	Total	Hispanic
White:	15	0	0	0	15	0	0	0
Black/African American:	1	0	0	0	1	0	0	0
Asian:	2	0	0	0	2	0	0	0
American Indian/Alaskan Native:	0	0	0	0	0	0	0	0
Native Hawaiian/Other Pacific Islander:	0	0	0	0	0	0	0	0
American Indian/Alaskan Native & White:	0	0	0	0	0	0	0	0
Asian White:	0	0	0	0	0	0	0	0
Black/African American & White:	0	0	0	0	0	0	0	0
American Indian/Alaskan Native & Black/African American:	0	0	0	0	0	0	0	0
Other multi-racial:	2	0	0	0	2	0	0	0
Asian/Pacific Islander:	0	0	0	0	0	0	0	0
Hispanic:	0	0	0	0	0	0	0	0
Total:	20	0	0	0	20	0	0	0



U.S. Department of Housing and Urban Development
Office of Community Planning and Development
Integrated Disbursement and Information System
CDBG Activity Summary Report (GPR) for Program Year 2018
KING COUNTY

Date: 29-Mar-2019
Time: 12:06
Page: 71

Female-headed Households: 0 0 0

Income Category:

	Owner	Renter	Total	Person
Extremely Low	10	0	10	0
Low Mod	8	0	8	0
Moderate	2	0	2	0
Non Low Moderate	0	0	0	0
Total	20	0	20	0
Percent Low/Mod	100.0%		100.0%	

Annual Accomplishments

Years	Accomplishment Narrative	# Benefitting
2018	2018 program accomplishments: 20 housing units completed.	



U.S. Department of Housing and Urban Development
Office of Community Planning and Development
Integrated Disbursement and Information System
CDBG Activity Summary Report (GPR) for Program Year 2018
KING COUNTY

Date: 29-Mar-2019
Time: 12:06
Page: 72

PGM Year: 2018
Project: 0006 - KING COUNTY CONSORTIUM-WIDE PUBLIC INFRASTRUCTURE
IDIS Activity: 3407 - Des Moines Kiddie Park C18523-1127749

Status: Open
Location: 2000 S Kent Des Moines Rd Des Moines, WA 98198-7542
Objective: Create suitable living environments
Outcome: Availability/accessibility
Matrix Code: Parks, Recreational Facilities (03F) **National Objective:** LMA

Initial Funding Date: 09/17/2018

Description:

CDBG funds will be used for the KiddieCity Park located on 3.2 acres.
The Park's 30 year old play equipment will be removed due to damage and relocated to a safer upland location.
Approximately 1,110 residents will be served.

Financing


	Fund Type	Grant Year	Grant	Funded Amount	Drawn In Program Year	Drawn Thru Program Year
CDBG	EN	2018	B18UC530001	\$50,000.00	\$542.63	\$542.63
Total	Total			\$50,000.00	\$542.63	\$542.63

Proposed Accomplishments

Public Facilities : 1
Total Population in Service Area: 280
Census Tract Percent Low / Mod: 51.79

Annual Accomplishments

Years	Accomplishment Narrative	# Benefitting
2018	5/15/18 funding award increased due to program income. 7/13/18 drafted contract exhibit while waiting for NEPA to be completed. 11/2018 HCD assigned project manager left so NEPA prep delayed.	



U.S. Department of Housing and Urban Development
Office of Community Planning and Development
Integrated Disbursement and Information System
CDBG Activity Summary Report (GPR) for Program Year 2018
KING COUNTY

Date: 29-Mar-2019
Time: 12:06
Page: 73

PGM Year: 2018
Project: 0006 - KING COUNTY CONSORTIUM-WIDE PUBLIC INFRASTRUCTURE
IDIS Activity: 3408 - Burien Lake Buriein Mem Park C18571

Status: Open
Location: 14660 18th Ave SW Burien, WA 98166-1719

Objective: Create suitable living environments
Outcome: Availability/accessibility
Matrix Code: Parks, Recreational Facilities (03F)

National Objective: LMC

Initial Funding Date: 09/17/2018

Description:

Funds will be used for design and construction costs to remove the gravel pathtrail that presents an architectutral barrier around the park.
Access points will also be addressed to remove the exiting architectural barriers at the entry points into the park so they are ADA compliant.

Financing

	Fund Type	Grant Year	Grant	Funded Amount	Drawn In Program Year	Drawn Thru Program Year
CDBG	EN	2018	B18UC530001	\$25,600.00	\$2,808.63	\$2,808.63
Total	Total			\$25,600.00	\$2,808.63	\$2,808.63

Proposed Accomplishments

Public Facilities : 1

Actual Accomplishments

Number assisted:

	Owner		Renter		Total		Person	
	Total	Hispanic	Total	Hispanic	Total	Hispanic	Total	Hispanic
White:	0	0	0	0	0	0		0
Black/African American:	0	0	0	0	0	0	0	0
Asian:	0	0	0	0	0	0	0	0
American Indian/Alaskan Native:	0	0	0	0	0	0	0	0
Native Hawaiian/Other Pacific Islander:	0	0	0	0	0	0	0	0
American Indian/Alaskan Native & White:	0	0	0	0	0	0	0	0
Asian White:	0	0	0	0	0	0	0	0
Black/African American & White:	0	0	0	0	0	0	0	0
American Indian/Alaskan Native & Black/African American:	0	0	0	0	0	0	0	0
Other multi-racial:	0	0	0	0	0	0	0	0
Asian/Pacific Islander:	0	0	0	0	0	0	0	0
Hispanic:	0	0	0	0	0	0	0	0
Total:	0	0	0	0	0	0	0	0
Female-headed Households:	0		0		0			



U.S. Department of Housing and Urban Development
Office of Community Planning and Development
Integrated Disbursement and Information System
CDBG Activity Summary Report (GPR) for Program Year 2018
KING COUNTY

Date: 29-Mar-2019
Time: 12:06
Page: 74

Income Category:

	Owner	Renter	Total	Person
Extremely Low	0	0	0	0
Low Mod	0	0	0	0
Moderate	0	0	0	0
Non Low Moderate	0	0	0	0
Total	0	0	0	0
Percent Low/Mod				

Annual Accomplishments

Years	Accomplishment Narrative	# Benefitting
2018	11/2018 NEPA Review underway; project on hold owing to non-award of State matching park funds. City is deliberating on alternative approach to completing the project.	



U.S. Department of Housing and Urban Development
Office of Community Planning and Development
Integrated Disbursement and Information System
CDBG Activity Summary Report (GPR) for Program Year 2018
KING COUNTY

Date: 29-Mar-2019
Time: 12:06
Page: 75

PGM Year: 2018
Project: 0007 - KING COUNTY ECONOMIC DEVELOPMENT
IDIS Activity: 3409 - Skykomish Old Cascade Hwy Drainage

Status: Open
Location: 401 5th Ave Seattle, WA 98104-1818

Objective: Create suitable living environments
Outcome: Availability/accessibility
Matrix Code: Flood Drainage Improvements (031)

National Objective: LMA

Initial Funding Date: 09/17/2018

Description:

CDBG funds will be used to mitigate flooding of roadways, yards and buildings along the Old Cascades Highway in Skykomish associated with overloading of the stormwater system during annual high water events. Approximately 125 residents will be served.

Financing


	Fund Type	Grant Year	Grant	Funded Amount	Drawn In Program Year	Drawn Thru Program Year
CDBG	EN	2018	B18UC530001	\$94,589.00	\$1,668.24	\$1,668.24
Total	Total			\$94,589.00	\$1,668.24	\$1,668.24

Proposed Accomplishments

Public Facilities : 1
Total Population in Service Area: 395
Census Tract Percent Low / Mod: 73.42

Annual Accomplishments

Years	Accomplishment Narrative	# Benefitting
2018	Phase I pre-design waiting for FEMA funding determination. Town will provide information once they are notified.	



U.S. Department of Housing and Urban Development
Office of Community Planning and Development
Integrated Disbursement and Information System
CDBG Activity Summary Report (GPR) for Program Year 2018
KING COUNTY

Date: 29-Mar-2019
Time: 12:06
Page: 76

PGM Year: 2018
Project: 0006 - KING COUNTY CONSORTIUM-WIDE PUBLIC INFRASTRUCTURE
IDIS Activity: 3410 - Pacific Milwaukee Blvd Sidewalk C18312

Status: Open
Location: 100 3rd Ave SE Pacific, WA 98047-1349

Objective: Create suitable living environments
Outcome: Availability/accessibility
Matrix Code: Sidewalks (03L)

National Objective: LMA

Initial Funding Date: 09/17/2018

Description:

CDBG funds for a pedestrian corridor from several residential areas to the Civic Center Campus and Central Business District in the City of Pacific.
Approximately 1,845 residents of Pacific will be served.
CT 03902; BG1 1845910=49.3%

Financing

	Fund Type	Grant Year	Grant	Funded Amount	Drawn In Program Year	Drawn Thru Program Year
CDBG	EN	2016	B16UC530001	\$45,808.00	\$0.00	\$0.00
		2017	B17UC530001	\$24,345.00	\$0.00	\$0.00
		2018	B18UC530001	\$4,246.50	\$4,246.50	\$4,246.50
Total	Total			\$74,399.50	\$4,246.50	\$4,246.50

Proposed Accomplishments

Public Facilities : 1
Total Population in Service Area: 1,845
Census Tract Percent Low / Mod: 49.32

Annual Accomplishments

Years	Accomplishment Narrative	# Benefitting
2018	Nov 13, 2018 completed ER and uploaded it into HEROs. Project ready for contracting. 12/19/2018 contract negotiated.	
2019	1/23/19 contract executed. design review and bid prep underway.	



U.S. Department of Housing and Urban Development
Office of Community Planning and Development
Integrated Disbursement and Information System
CDBG Activity Summary Report (GPR) for Program Year 2018
KING COUNTY

Date: 29-Mar-2019
Time: 12:06
Page: 77

PGM Year: 2018
Project: 0003 - KING COUNTY CONSORTIUM-WIDE PUBLIC SERVICES
IDIS Activity: 3412 - Kirkland Men's Homeless Shelter C18131

Status: Completed 12/31/2018 12:00:00 AM
Location: 123 5th Ave Kirkland, WA 98033-6121

Objective: Create suitable living environments
Outcome: Availability/accessibility
Matrix Code: Operating Costs of Homeless/AIDS Patients Programs (03T)

National Objective: LMC

Initial Funding Date: 11/05/2018

Description:

CDBG funds will be used to provide services for homeless men at two different locations through a sub-contract with Congregations for the Homeless.

Financing

	Fund Type	Grant Year	Grant	Funded Amount	Drawn In Program Year	Drawn Thru Program Year
CDBG	EN	2018	B18UC530001	\$33,687.00	\$33,687.00	\$33,687.00
Total	Total			\$33,687.00	\$33,687.00	\$33,687.00


Proposed Accomplishments

People (General) : 75

Actual Accomplishments

Number assisted:

	Owner		Renter		Total		Person	
	Total	Hispanic	Total	Hispanic	Total	Hispanic	Total	Hispanic
White:	0	0	0	0	0	0	408	30
Black/African American:	0	0	0	0	0	0	189	26
Asian:	0	0	0	0	0	0	16	0
American Indian/Alaskan Native:	0	0	0	0	0	0	41	10
Native Hawaiian/Other Pacific Islander:	0	0	0	0	0	0	10	0
American Indian/Alaskan Native & White:	0	0	0	0	0	0	0	0
Asian White:	0	0	0	0	0	0	0	0
Black/African American & White:	0	0	0	0	0	0	0	0
American Indian/Alaskan Native & Black/African American:	0	0	0	0	0	0	0	0
Other multi-racial:	0	0	0	0	0	0	53	20
Asian/Pacific Islander:	0	0	0	0	0	0	0	0
Hispanic:	0	0	0	0	0	0	0	0
Total:	0	0	0	0	0	0	717	86
Female-headed Households:	0		0		0			



U.S. Department of Housing and Urban Development
Office of Community Planning and Development
Integrated Disbursement and Information System
CDBG Activity Summary Report (GPR) for Program Year 2018
KING COUNTY

Date: 29-Mar-2019
Time: 12:06
Page: 78

Income Category:

	Owner	Renter	Total	Person
Extremely Low	0	0	0	717
Low Mod	0	0	0	0
Moderate	0	0	0	0
Non Low Moderate	0	0	0	0
Total	0	0	0	717
Percent Low/Mod				100.0%

Annual Accomplishments

Years	Accomplishment Narrative	# Benefitting
2018	October - December Accomplishments for 2018: Served 717 unduplicated persons; provided 15,830 emergency shelter bednights and 7,953 day center/daily visits.	



U.S. Department of Housing and Urban Development
Office of Community Planning and Development
Integrated Disbursement and Information System
CDBG Activity Summary Report (GPR) for Program Year 2018
KING COUNTY

Date: 29-Mar-2019
Time: 12:06
Page: 79

PGM Year: 2018
Project: 0003 - KING COUNTY CONSORTIUM-WIDE PUBLIC SERVICES
IDIS Activity: 3413 - Redmond Eastside Men's Winter Shelter C18142

Status: Completed 12/31/2018 12:00:00 AM
Location: 2650 148th Ave SE Bellevue, WA 98007-6452

Objective: Create suitable living environments
Outcome: Availability/accessibility
Matrix Code: Operating Costs of Homeless/AIDS Patients Programs (03T)

National Objective: LMC

Initial Funding Date: 11/05/2018

Description:

CDBG funds will be used for supportive services and operation of a winter shelter for homeless men.

Financing

	Fund Type	Grant Year	Grant	Funded Amount	Drawn In Program Year	Drawn Thru Program Year
CDBG	EN	2018	B18UC530001	\$32,450.00	\$32,450.00	\$32,450.00
Total	Total			\$32,450.00	\$32,450.00	\$32,450.00

Proposed Accomplishments

People (General) : 603

Actual Accomplishments

Number assisted:

	Owner		Renter		Total		Person	
	Total	Hispanic	Total	Hispanic	Total	Hispanic	Total	Hispanic
White:	0	0	0	0	0	0	361	0
Black/African American:	0	0	0	0	0	0	163	5
Asian:	0	0	0	0	0	0	20	2
American Indian/Alaskan Native:	0	0	0	0	0	0	38	38
Native Hawaiian/Other Pacific Islander:	0	0	0	0	0	0	14	0
American Indian/Alaskan Native & White:	0	0	0	0	0	0	0	0
Asian White:	0	0	0	0	0	0	0	0
Black/African American & White:	0	0	0	0	0	0	0	0
American Indian/Alaskan Native & Black/African American:	0	0	0	0	0	0	0	0
Other multi-racial:	0	0	0	0	0	0	34	2
Asian/Pacific Islander:	0	0	0	0	0	0	0	0
Hispanic:	0	0	0	0	0	0	0	0
Total:	0	0	0	0	0	0	630	47
Female-headed Households:	0		0		0			



U.S. Department of Housing and Urban Development
Office of Community Planning and Development
Integrated Disbursement and Information System
CDBG Activity Summary Report (GPR) for Program Year 2018
KING COUNTY

Date: 29-Mar-2019
Time: 12:06
Page: 80

Income Category:

	Owner	Renter	Total	Person
Extremely Low	0	0	0	630
Low Mod	0	0	0	0
Moderate	0	0	0	0
Non Low Moderate	0	0	0	0
Total	0	0	0	630
Percent Low/Mod				100.0%

Annual Accomplishments

Years	Accomplishment Narrative	# Benefitting
2018	Qt1-Qt3: served 381 unduplicated men with homeless services through a sub-contract with Congregation for the Homeless. Total accomplishments for 2018: 630 unduplicated clients served.	



U.S. Department of Housing and Urban Development
Office of Community Planning and Development
Integrated Disbursement and Information System
CDBG Activity Summary Report (GPR) for Program Year 2018
KING COUNTY

Date: 29-Mar-2019
Time: 12:06
Page: 81

PGM Year: 2018
Project: 0003 - KING COUNTY CONSORTIUM-WIDE PUBLIC SERVICES
IDIS Activity: 3414 - Shoreline Hopelink Emg Svcs C18162

Status: Completed 12/31/2018 12:00:00 AM
Location: 18560 1st Ave NE Shoreline, WA 98155-2148

Objective: Create suitable living environments
Outcome: Availability/accessibility
Matrix Code: Operating Costs of Homeless/AIDS Patients Programs (03T)

National Objective: LMC

Initial Funding Date: 11/05/2018

Description:

Funds will be used to provide emergency food and housing to income qualified Shoreline residents.

Financing

	Fund Type	Grant Year	Grant	Funded Amount	Drawn In Program Year	Drawn Thru Program Year
CDBG	EN	2018	B18UC530001	\$7,811.50	\$7,811.50	\$7,811.50
	PI			\$24,271.50	\$24,271.50	\$24,271.50
Total	Total			\$32,083.00	\$32,083.00	\$32,083.00

Proposed Accomplishments

People (General) : 360

Actual Accomplishments

Number assisted:

	Owner		Renter		Total		Person	
	Total	Hispanic	Total	Hispanic	Total	Hispanic	Total	Hispanic
White:	0	0	0	0	0	0	1,502	322
Black/African American:	0	0	0	0	0	0	321	16
Asian:	0	0	0	0	0	0	246	1
American Indian/Alaskan Native:	0	0	0	0	0	0	69	15
Native Hawaiian/Other Pacific Islander:	0	0	0	0	0	0	50	2
American Indian/Alaskan Native & White:	0	0	0	0	0	0	55	16
Asian White:	0	0	0	0	0	0	11	1
Black/African American & White:	0	0	0	0	0	0	38	3
American Indian/Alaskan Native & Black/African American:	0	0	0	0	0	0	15	1
Other multi-racial:	0	0	0	0	0	0	159	4
Asian/Pacific Islander:	0	0	0	0	0	0	0	0
Hispanic:	0	0	0	0	0	0	0	0
Total:	0	0	0	0	0	0	2,466	381
Female-headed Households:	0		0		0			



U.S. Department of Housing and Urban Development
Office of Community Planning and Development
Integrated Disbursement and Information System
CDBG Activity Summary Report (GPR) for Program Year 2018
KING COUNTY

Date: 29-Mar-2019
Time: 12:06
Page: 82

Income Category:

	Owner	Renter	Total	Person
Extremely Low	0	0	0	2,466
Low Mod	0	0	0	0
Moderate	0	0	0	0
Non Low Moderate	0	0	0	0
Total	0	0	0	2,466
Percent Low/Mod				100.0%

Annual Accomplishments

Years	Accomplishment Narrative	# Benefitting
2018	Provided 2,088 unduplicated persons with food during quarters 1-3 of 2018. 4th Qtr Report: 256 unduplicated clients served, 88,317 meals provided. Annual Total = 2,466 clients served, 337,121 meals provided.	



U.S. Department of Housing and Urban Development
Office of Community Planning and Development
Integrated Disbursement and Information System
CDBG Activity Summary Report (GPR) for Program Year 2018
KING COUNTY

Date: 29-Mar-2019
Time: 12:06
Page: 83

PGM Year: 2018
Project: 0003 - KING COUNTY CONSORTIUM-WIDE PUBLIC SERVICES
IDIS Activity: 3415 - Housing Stability Program C18101 1127774

Status: Completed 12/31/2018 12:00:00 AM
Location: PO Box 31066 Seattle, WA 98103-1066

Objective: Create suitable living environments
Outcome: Availability/accessibility
Matrix Code: Other Public Services Not Listed in 05A-05Y, 03T (05Z)

National Objective: LMC

Initial Funding Date: 09/13/2018

Description:

CDBG funds will be used to assist low-income persons at risk of homelessness to stabilize their housing. Services provided are through the King County 2-1-1 system for program eligibility screening, housing stability appointments, and information and referral.

Financing

	Fund Type	Grant Year	Grant	Funded Amount	Drawn In Program Year	Drawn Thru Program Year
CDBG	EN	2018	B18UC530001	\$291,090.00	\$291,090.00	\$291,090.00
Total	Total			\$291,090.00	\$291,090.00	\$291,090.00

Proposed Accomplishments

People (General) : 101

Actual Accomplishments

Number assisted:

	Owner		Renter		Total		Person	
	Total	Hispanic	Total	Hispanic	Total	Hispanic	Total	Hispanic
White:	0	0	0	0	0	0	391	63
Black/African American:	0	0	0	0	0	0	656	31
Asian:	0	0	0	0	0	0	38	5
American Indian/Alaskan Native:	0	0	0	0	0	0	13	2
Native Hawaiian/Other Pacific Islander:	0	0	0	0	0	0	63	6
American Indian/Alaskan Native & White:	0	0	0	0	0	0	5	0
Asian White:	0	0	0	0	0	0	21	0
Black/African American & White:	0	0	0	0	0	0	47	8
American Indian/Alaskan Native & Black/African American:	0	0	0	0	0	0	8	1
Other multi-racial:	0	0	0	0	0	0	80	36
Asian/Pacific Islander:	0	0	0	0	0	0	0	0
Hispanic:	0	0	0	0	0	0	0	0
Total:	0	0	0	0	0	0	1,322	152
Female-headed Households:	0		0		0			



U.S. Department of Housing and Urban Development
Office of Community Planning and Development
Integrated Disbursement and Information System
CDBG Activity Summary Report (GPR) for Program Year 2018
KING COUNTY

Date: 29-Mar-2019
Time: 12:06
Page: 84

Income Category:

	Owner	Renter	Total	Person
Extremely Low	0	0	0	1,277
Low Mod	0	0	0	45
Moderate	0	0	0	0
Non Low Moderate	0	0	0	0
Total	0	0	0	1,322
Percent Low/Mod				100.0%

Annual Accomplishments

Years	Accomplishment Narrative	# Benefitting
2018	Q1-Q3: Provided 92 low-income persons at risk of homelessness assistance to stabilize their housing. Q4: 101 persons served. 2018 total persons served = 1322.	



U.S. Department of Housing and Urban Development
Office of Community Planning and Development
Integrated Disbursement and Information System
CDBG Activity Summary Report (GPR) for Program Year 2018
KING COUNTY

Date: 29-Mar-2019
Time: 12:06
Page: 85

PGM Year: 2018
Project: 0003 - KING COUNTY CONSORTIUM-WIDE PUBLIC SERVICES
IDIS Activity: 3416 - RAP Diversion Program

Status: Canceled 12/31/2018 12:00:00 AM
Location: 401 5th Ave Seattle, WA 98104-1818

Objective: Provide decent affordable housing
Outcome: Availability/accessibility
Matrix Code: Other Public Services Not Listed in 05A-05Y, 03T (05Z)

National Objective: LMC

Initial Funding Date: 09/13/2018

Description:

Funds will be used to provide homeless households with children with services and support designed to help households attain housing without otherwise entering the homeless system. Funds will be contracted through agencies such as YWCA, Multi-Service Center, Solid Ground, and Catholic Community Services. Access is provided through various options, walk in, referral and phone.

Financing

No data returned for this view. This might be because the applied filter excludes all data.


Proposed Accomplishments

People (General) : 125

Actual Accomplishments

Number assisted:

	Owner		Renter		Total		Person	
	Total	Hispanic	Total	Hispanic	Total	Hispanic	Total	Hispanic
White:	0	0	0	0	0	0		0
Black/African American:	0	0	0	0	0	0	0	0
Asian:	0	0	0	0	0	0	0	0
American Indian/Alaskan Native:	0	0	0	0	0	0	0	0
Native Hawaiian/Other Pacific Islander:	0	0	0	0	0	0	0	0
American Indian/Alaskan Native & White:	0	0	0	0	0	0	0	0
Asian White:	0	0	0	0	0	0	0	0
Black/African American & White:	0	0	0	0	0	0	0	0
American Indian/Alaskan Native & Black/African American:	0	0	0	0	0	0	0	0
Other multi-racial:	0	0	0	0	0	0	0	0



U.S. Department of Housing and Urban Development
Office of Community Planning and Development
Integrated Disbursement and Information System
CDBG Activity Summary Report (GPR) for Program Year 2018
KING COUNTY

Date: 29-Mar-2019

Time: 12:06

Page: 86

Asian/Pacific Islander:	0	0	0	0	0	0	0	0
Hispanic:	0	0	0	0	0	0	0	0
Total:	0	0	0	0	0	0	0	0
Female-headed Households:	0		0		0			

Income Category:

	Owner	Renter	Total	Person
Extremely Low	0	0	0	0
Low Mod	0	0	0	0
Moderate	0	0	0	0
Non Low Moderate	0	0	0	0
Total	0	0	0	0
Percent Low/Mod				

Annual Accomplishments

Years	Accomplishment Narrative	# Benefitting
2018	2018: Contract for activity was not executed. Funds are recaptured and returned for reallocation.	



U.S. Department of Housing and Urban Development
Office of Community Planning and Development
Integrated Disbursement and Information System
CDBG Activity Summary Report (GPR) for Program Year 2018
KING COUNTY

Date: 29-Mar-2019
Time: 12:06
Page: 87

PGM Year: 2018
Project: 0003 - KING COUNTY CONSORTIUM-WIDE PUBLIC SERVICES
IDIS Activity: 3417 - CCS EAside Shelter for Families C18111

Status: Completed 12/31/2018 12:00:00 AM
Location: 100 23rd Ave S Seattle, WA 98144-2302

Objective: Provide decent affordable housing
Outcome: Availability/accessibility
Matrix Code: Operating Costs of Homeless/AIDS Patients Programs (03T)

National Objective: LMC

Initial Funding Date: 09/13/2018

Description:

Funds will be used to support the Eastside Winter Shelter for Families is open nightly from October 15 through May 15 from 8:30 pm to 7:30 am, with the facility rotating among three Eastside churches. EWSF has two advocate staff onsite, supported by a supervisor who maintains relationships with community partners and visits the shelter at least twice a week during hours of operation.

Financing

	Fund Type	Grant Year	Grant	Funded Amount	Drawn In Program Year	Drawn Thru Program Year
CDBG	EN	2018	B18UC530001	\$40,607.00	\$40,607.00	\$40,607.00
Total	Total			\$40,607.00	\$40,607.00	\$40,607.00

Proposed Accomplishments

People (General) : 102

Actual Accomplishments

Number assisted:

	Owner		Renter		Total		Person	
	Total	Hispanic	Total	Hispanic	Total	Hispanic	Total	Hispanic
White:	0	0	0	0	0	0	104	36
Black/African American:	0	0	0	0	0	0	96	8
Asian:	0	0	0	0	0	0	12	3
American Indian/Alaskan Native:	0	0	0	0	0	0	6	0
Native Hawaiian/Other Pacific Islander:	0	0	0	0	0	0	30	0
American Indian/Alaskan Native & White:	0	0	0	0	0	0	3	0
Asian White:	0	0	0	0	0	0	3	2
Black/African American & White:	0	0	0	0	0	0	17	4
American Indian/Alaskan Native & Black/African American:	0	0	0	0	0	0	0	0
Other multi-racial:	0	0	0	0	0	0	15	7
Asian/Pacific Islander:	0	0	0	0	0	0	0	0
Hispanic:	0	0	0	0	0	0	0	0
Total:	0	0	0	0	0	0	286	60



U.S. Department of Housing and Urban Development
Office of Community Planning and Development
Integrated Disbursement and Information System
CDBG Activity Summary Report (GPR) for Program Year 2018
KING COUNTY

Date: 29-Mar-2019
Time: 12:06
Page: 88

Female-headed Households: 0 0 0

Income Category:

	Owner	Renter	Total	Person
Extremely Low	0	0	0	284
Low Mod	0	0	0	1
Moderate	0	0	0	1
Non Low Moderate	0	0	0	0
Total	0	0	0	286
Percent Low/Mod				100.0%

Annual Accomplishments

Years	Accomplishment Narrative	# Benefitting
2018	Service Delivery from Qtr1 through Qtr 3: 261 unduplicated persons. 4th Qtr services: 25 unduplicated persons.	



U.S. Department of Housing and Urban Development
Office of Community Planning and Development
Integrated Disbursement and Information System
CDBG Activity Summary Report (GPR) for Program Year 2018
KING COUNTY

Date: 29-Mar-2019
Time: 12:06
Page: 89

PGM Year: 2018
Project: 0003 - KING COUNTY CONSORTIUM-WIDE PUBLIC SERVICES
IDIS Activity: 3418 - Congregatrions for the Homeless Men's Shelter C18112

Status: Completed 12/31/2018 12:00:00 AM
Location: 16540 NE 80th St Redmond, WA 98052-3951

Objective: Provide decent affordable housing
Outcome: Availability/accessibility
Matrix Code: Operating Costs of Homeless/AIDS Patients Programs (03T)

National Objective: LMC

Initial Funding Date: 09/13/2018

Description:

Funds will be used to provide shelter for the most vulnerable in the community.
When open, this shelter offers housing first, a vital component in the community response to homelessness in East King County.
Its doors are open to any man needing refuge.
Empower men to move towards independence and stable housing.
CFH has showers, laundry, storage, haircuts, on-site nurses, dental van, and employment support.

Financing

	Fund Type	Grant Year	Grant	Funded Amount	Drawn In Program Year	Drawn Thru Program Year
CDBG	EN	2018	B18UC530001	\$16,453.00	\$16,453.00	\$16,453.00
Total	Total			\$16,453.00	\$16,453.00	\$16,453.00

Proposed Accomplishments

People (General) : 85

Actual Accomplishments

Number assisted:

	Owner		Renter		Total		Person	
	Total	Hispanic	Total	Hispanic	Total	Hispanic	Total	Hispanic
White:	0	0	0	0	0	0	58	7
Black/African American:	0	0	0	0	0	0	44	2
Asian:	0	0	0	0	0	0	4	0
American Indian/Alaskan Native:	0	0	0	0	0	0	2	0
Native Hawaiian/Other Pacific Islander:	0	0	0	0	0	0	1	0
American Indian/Alaskan Native & White:	0	0	0	0	0	0	2	1
Asian White:	0	0	0	0	0	0	1	0
Black/African American & White:	0	0	0	0	0	0	1	0
American Indian/Alaskan Native & Black/African American:	0	0	0	0	0	0	1	0
Other multi-racial:	0	0	0	0	0	0	4	3
Asian/Pacific Islander:	0	0	0	0	0	0	0	0
Hispanic:	0	0	0	0	0	0	0	0



U.S. Department of Housing and Urban Development
Office of Community Planning and Development
Integrated Disbursement and Information System
CDBG Activity Summary Report (GPR) for Program Year 2018
KING COUNTY

Date: 29-Mar-2019
Time: 12:06
Page: 90

Total: 0 0 0 0 0 0 118 13


Female-headed Households: 0 0 0 0

Income Category:

	Owner	Renter	Total	Person
Extremely Low	0	0	0	112
Low Mod	0	0	0	4
Moderate	0	0	0	1
Non Low Moderate	0	0	0	1
Total	0	0	0	118
Percent Low/Mod				99.2%

Annual Accomplishments

Years	Accomplishment Narrative	# Benefitting
2018	Q1-Q3 performance measures: 92 unduplicated men were served at this year-round shelter that provides a place to sleep, 3 nutritious meals/day, and comprehensive case management. Q4: 117 unduplicated men were served.	



U.S. Department of Housing and Urban Development
Office of Community Planning and Development
Integrated Disbursement and Information System
CDBG Activity Summary Report (GPR) for Program Year 2018
KING COUNTY

Date: 29-Mar-2019
Time: 12:06
Page: 91

PGM Year: 2018
Project: 0003 - KING COUNTY CONSORTIUM-WIDE PUBLIC SERVICES
IDIS Activity: 3419 - DAWN Families/Singles Shelter

Status: Completed 12/31/2018 12:00:00 AM
Location: Address Suppressed

Objective: Provide decent affordable housing
Outcome: Availability/accessibility
Matrix Code: Operating Costs of Homeless/AIDS Patients Programs (03T)

National Objective: LMC

Initial Funding Date: 09/13/2018

Description:

Funds will be used to support staffing of a Domestic Violence shelter for familiessingles in South King County.

Financing

	Fund Type	Grant Year	Grant	Funded Amount	Drawn In Program Year	Drawn Thru Program Year
CDBG	EN	2018	B18UC530001	\$28,950.00	\$28,950.00	\$28,950.00
Total	Total			\$28,950.00	\$28,950.00	\$28,950.00

Proposed Accomplishments

People (General) : 70

Actual Accomplishments

Number assisted:

	Owner		Renter		Total		Person	
	Total	Hispanic	Total	Hispanic	Total	Hispanic	Total	Hispanic
White:	0	0	0	0	0	0	69	12
Black/African American:	0	0	0	0	0	0	63	6
Asian:	0	0	0	0	0	0	8	1
American Indian/Alaskan Native:	0	0	0	0	0	0	14	5
Native Hawaiian/Other Pacific Islander:	0	0	0	0	0	0	1	0
American Indian/Alaskan Native & White:	0	0	0	0	0	0	0	0
Asian White:	0	0	0	0	0	0	0	0
Black/African American & White:	0	0	0	0	0	0	1	0
American Indian/Alaskan Native & Black/African American:	0	0	0	0	0	0	5	1
Other multi-racial:	0	0	0	0	0	0	32	11
Asian/Pacific Islander:	0	0	0	0	0	0	0	0
Hispanic:	0	0	0	0	0	0	0	0
Total:	0	0	0	0	0	0	193	36
Female-headed Households:	0		0		0			



U.S. Department of Housing and Urban Development
Office of Community Planning and Development
Integrated Disbursement and Information System
CDBG Activity Summary Report (GPR) for Program Year 2018
KING COUNTY


Date: 29-Mar-2019
Time: 12:06
Page: 92

Income Category:

	Owner	Renter	Total	Person
Extremely Low	0	0	0	188
Low Mod	0	0	0	3
Moderate	0	0	0	2
Non Low Moderate	0	0	0	0
Total	0	0	0	193
Percent Low/Mod				100.0%

Annual Accomplishments

Years	Accomplishment Narrative	# Benefitting
2018	Q1-Q3: supported operations of a Domestic Violence shelter for families/singles in South King County, Served 152 unduplicated persons. Q 4: 41 unduplicated persons served.	



U.S. Department of Housing and Urban Development
Office of Community Planning and Development
Integrated Disbursement and Information System
CDBG Activity Summary Report (GPR) for Program Year 2018
KING COUNTY

Date: 29-Mar-2019
Time: 12:06
Page: 93

PGM Year: 2018
Project: 0003 - KING COUNTY CONSORTIUM-WIDE PUBLIC SERVICES
IDIS Activity: 3420 - Hospitality House Women's Shelter C18122 1127790 5025

Status: Completed 12/31/2018 12:00:00 AM
Location: 15003 14th Ave SW Burien, WA 98166-1746

Objective: Provide decent affordable housing
Outcome: Sustainability
Matrix Code: Operating Costs of Homeless/AIDS Patients Programs (03T)

National Objective: LMC

Initial Funding Date: 09/13/2018

Description:

Funds will support staffing for a year round emergency shelter for women.

Services offer direct onsite access to life skills training, nurse provided health care, weekly case management, counseling and other professional resources that will stabilize them and support them as they move into permanent housing.

Financing

	Fund Type	Grant Year	Grant	Funded Amount	Drawn In Program Year	Drawn Thru Program Year
CDBG	EN	2018	B18UC530001	\$25,000.00	\$25,000.00	\$25,000.00
Total	Total			\$25,000.00	\$25,000.00	\$25,000.00


Proposed Accomplishments

People (General) : 75

Actual Accomplishments

Number assisted:

	Owner		Renter		Total		Person	
	Total	Hispanic	Total	Hispanic	Total	Hispanic	Total	Hispanic
White:	0	0	0	0	0	0	69	12
Black/African American:	0	0	0	0	0	0	63	6
Asian:	0	0	0	0	0	0	8	1
American Indian/Alaskan Native:	0	0	0	0	0	0	14	5
Native Hawaiian/Other Pacific Islander:	0	0	0	0	0	0	2	0
American Indian/Alaskan Native & White:	0	0	0	0	0	0	0	0
Asian White:	0	0	0	0	0	0	0	0
Black/African American & White:	0	0	0	0	0	0	1	0
American Indian/Alaskan Native & Black/African American:	0	0	0	0	0	0	5	1
Other multi-racial:	0	0	0	0	0	0	31	11
Asian/Pacific Islander:	0	0	0	0	0	0	0	0
Hispanic:	0	0	0	0	0	0	0	0
Total:	0	0	0	0	0	0	193	36



U.S. Department of Housing and Urban Development
Office of Community Planning and Development
Integrated Disbursement and Information System
CDBG Activity Summary Report (GPR) for Program Year 2018
KING COUNTY

Date: 29-Mar-2019
Time: 12:06
Page: 94

Female-headed Households: 0 0 0

Income Category:

	Owner	Renter	Total	Person
Extremely Low	0	0	0	189
Low Mod	0	0	0	3
Moderate	0	0	0	1
Non Low Moderate	0	0	0	0
Total	0	0	0	193
Percent Low/Mod				100.0%

Annual Accomplishments

Years	Accomplishment Narrative	# Benefitting
2018	Q1-Q3 performance measures: 60 unduplicated persons received services directly onsite to life skills training, nurse provided health care, weekly case management, and counseling. Q4: served 41 unduplicated clients.	



U.S. Department of Housing and Urban Development
Office of Community Planning and Development
Integrated Disbursement and Information System
CDBG Activity Summary Report (GPR) for Program Year 2018
KING COUNTY

Date: 29-Mar-2019
Time: 12:06
Page: 95

PGM Year: 2018
Project: 0003 - KING COUNTY CONSORTIUM-WIDE PUBLIC SERVICES
IDIS Activity: 3421 - Multi-Service Center Family Shelter 5027 C18123

Status: Completed 12/31/2018 12:00:00 AM
Location: 1200 S 336th St Federal Way, WA 98003-6347

Objective: Provide decent affordable housing
Outcome: Availability/accessibility
Matrix Code: Operating Costs of Homeless/AIDS Patients Programs (03T)

National Objective: LMC

Initial Funding Date: 09/13/2018

Description:

CDBG funds will be used for a program that provides shelter through 15 single family houses located in a complex with a community center for group activities and meetings. Shelter is provided 247 with case management typically provided during normal business hours; evening and weekend meetings available as appropriate. The program is open to any homeless family with at least one minor child

Financing

	Fund Type	Grant Year	Grant	Funded Amount	Drawn In Program Year	Drawn Thru Program Year
CDBG	EN	2018	B18UC530001	\$50,237.00	\$50,237.00	\$50,237.00
Total	Total			\$50,237.00	\$50,237.00	\$50,237.00

Proposed Accomplishments

People (General) : 68

Actual Accomplishments

Number assisted:

	Owner		Renter		Total		Person	
	Total	Hispanic	Total	Hispanic	Total	Hispanic	Total	Hispanic
White:	0	0	0	0	0	0	47	22
Black/African American:	0	0	0	0	0	0	83	9
Asian:	0	0	0	0	0	0	2	1
American Indian/Alaskan Native:	0	0	0	0	0	0	14	5
Native Hawaiian/Other Pacific Islander:	0	0	0	0	0	0	18	0
American Indian/Alaskan Native & White:	0	0	0	0	0	0	0	0
Asian White:	0	0	0	0	0	0	9	0
Black/African American & White:	0	0	0	0	0	0	12	2
American Indian/Alaskan Native & Black/African American:	0	0	0	0	0	0	2	1
Other multi-racial:	0	0	0	0	0	0	0	0
Asian/Pacific Islander:	0	0	0	0	0	0	0	0
Hispanic:	0	0	0	0	0	0	0	0
Total:	0	0	0	0	0	0	187	40



U.S. Department of Housing and Urban Development
Office of Community Planning and Development
Integrated Disbursement and Information System
CDBG Activity Summary Report (GPR) for Program Year 2018
KING COUNTY

Date: 29-Mar-2019
Time: 12:06
Page: 96


Female-headed Households: 0 0 0

Income Category:

	Owner	Renter	Total	Person
Extremely Low	0	0	0	180
Low Mod	0	0	0	6
Moderate	0	0	0	0
Non Low Moderate	0	0	0	1
Total	0	0	0	187
Percent Low/Mod				99.5%

Annual Accomplishments

Years	Accomplishment Narrative	# Benefitting
2018	Q1-Q3 performance measures: 146 unduplicated persons were served with a program that provides shelter through 15 single family houses located in a complex with a community center for group activities and meetings. Shelter is provided 24/7 with case management Q4: served 41 unduplicated persons.	



U.S. Department of Housing and Urban Development
Office of Community Planning and Development
Integrated Disbursement and Information System
CDBG Activity Summary Report (GPR) for Program Year 2018
KING COUNTY

Date: 29-Mar-2019
Time: 12:06
Page: 97

PGM Year: 2018
Project: 0003 - KING COUNTY CONSORTIUM-WIDE PUBLIC SERVICES
IDIS Activity: 3422 - YWCA South King Co Family Shelter C18124

Status: Completed 12/31/2018 12:00:00 AM
Location: 1010 S 2nd St Renton, WA 98057-2114

Objective: Provide decent affordable housing
Outcome: Availability/accessibility
Matrix Code: Operating Costs of Homeless/AIDS Patients Programs (03T)
National Objective: LMC

Initial Funding Date: 09/13/2018

Description:

Funds will support operations of an emergency shelter program in Kent, Renton and Auburn On site landlords and refer clients to Landlord Liaison Project for assistance in identifyingsecuring permanent housing; Parenting Support - Families can access family-based support service and child development workshops such as the Parent-Child Home Program and Young Parent Program.Off-site: Financial Assistance and Vitality
Clients have access to financial assistance and financial workshops; Domestic Violence Services - Counseling, legal advocacy, and weekly support groups; Food Bank - Families can access the
YWCA's Central Area Food Bank, open every Wednesday from Noon-3PM.

Financing

	Fund Type	Grant Year	Grant	Funded Amount	Drawn In Program Year	Drawn Thru Program Year
CDBG	EN	2018	B18UC530001	\$17,703.00	\$17,703.00	\$17,703.00
Total	Total			\$17,703.00	\$17,703.00	\$17,703.00

Proposed Accomplishments

People (General) : 152

Actual Accomplishments

Number assisted:

	Owner		Renter		Total		Person	
	Total	Hispanic	Total	Hispanic	Total	Hispanic	Total	Hispanic
White:	0	0	0	0	0	0	19	0
Black/African American:	0	0	0	0	0	0	39	0
Asian:	0	0	0	0	0	0	0	0
American Indian/Alaskan Native:	0	0	0	0	0	0	2	0
Native Hawaiian/Other Pacific Islander:	0	0	0	0	0	0	1	1
American Indian/Alaskan Native & White:	0	0	0	0	0	0	0	0
Asian White:	0	0	0	0	0	0	0	0



U.S. Department of Housing and Urban Development
Office of Community Planning and Development
Integrated Disbursement and Information System
CDBG Activity Summary Report (GPR) for Program Year 2018
KING COUNTY

Date: 29-Mar-2019
Time: 12:06
Page: 98

Black/African American & White:	0	0	0	0	0	0	4	0
American Indian/Alaskan Native & Black/African American:	0	0	0	0	0	0	0	0
Other multi-racial:	0	0	0	0	0	0	5	3
Asian/Pacific Islander:	0	0	0	0	0	0	0	0
Hispanic:	0	0	0	0	0	0	0	0
Total:	0	0	0	0	0	0	70	4
Female-headed Households:	0		0		0			

Income Category:

	Owner	Renter	Total	Person
Extremely Low	0	0	0	68
Low Mod	0	0	0	1
Moderate	0	0	0	1
Non Low Moderate	0	0	0	0
Total	0	0	0	70
Percent Low/Mod				100.0%

Annual Accomplishments

Years	Accomplishment Narrative	# Benefitting
2018	Q1-Q3 performance measures: 56 unduplicated persons were served with support operations of an emergency shelter program in Kent, Renton and Auburn. Q4: served 14 unduplicated clients.	



U.S. Department of Housing and Urban Development
Office of Community Planning and Development
Integrated Disbursement and Information System
CDBG Activity Summary Report (GPR) for Program Year 2018
KING COUNTY

Date: 29-Mar-2019
Time: 12:06
Page: 99

PGM Year: 2017
Project: 0007 - KING COUNTY ECONOMIC DEVELOPMENT
IDIS Activity: 3430 - Renton Small Business Development C18152

Status: Completed 12/31/2018 12:00:00 AM
Location: 1055 S Grady Way Renton, WA 98057-3232

Objective: Create economic opportunities
Outcome: Sustainability
Matrix Code: Micro-Enterprise Assistance (18C)

National Objective: LMC

Initial Funding Date: 10/05/2018

Description:

Renton CDBG funds will be used to provide micro business services targeted to low-income and underserved Renton residents.

Financing

	Fund Type	Grant Year	Grant	Funded Amount	Drawn In Program Year	Drawn Thru Program Year
CDBG	EN	2017	B17UC530001	\$15,157.07	\$15,157.07	\$15,157.07
Total	Total			\$15,157.07	\$15,157.07	\$15,157.07


Proposed Accomplishments

People (General) : 6

Actual Accomplishments

Number assisted:

	Owner		Renter		Total		Person	
	Total	Hispanic	Total	Hispanic	Total	Hispanic	Total	Hispanic
White:	0	0	0	0	0	0		0
Black/African American:	0	0	0	0	0	0	0	0
Asian:	0	0	0	0	0	0	0	0
American Indian/Alaskan Native:	0	0	0	0	0	0	0	0
Native Hawaiian/Other Pacific Islander:	0	0	0	0	0	0	0	0
American Indian/Alaskan Native & White:	0	0	0	0	0	0	0	0
Asian White:	0	0	0	0	0	0	0	0
Black/African American & White:	0	0	0	0	0	0	0	0
American Indian/Alaskan Native & Black/African American:	0	0	0	0	0	0	0	0
Other multi-racial:	0	0	0	0	0	0	13	13
Asian/Pacific Islander:	0	0	0	0	0	0	0	0
Hispanic:	0	0	0	0	0	0	0	0
Total:	0	0	0	0	0	0	13	13
Female-headed Households:	0		0		0			



U.S. Department of Housing and Urban Development
Office of Community Planning and Development
Integrated Disbursement and Information System
CDBG Activity Summary Report (GPR) for Program Year 2018
KING COUNTY


Date: 29-Mar-2019
Time: 12:06
Page: 100

Income Category:

	Owner	Renter	Total	Person
Extremely Low	0	0	0	0
Low Mod	0	0	0	9
Moderate	0	0	0	4
Non Low Moderate	0	0	0	0
Total	0	0	0	13
Percent Low/Mod				100.0%

Annual Accomplishments

Years	Accomplishment Narrative	# Benefitting
2018	Funds will be used to provide micro business services targeted to low-income and underserved City of Renton residents. 10/1/18 - 12/31/18 - 13 new unduplicated applicants enrolled and completed four entrepreneurial workshops delivered in Spanish. Five applicants received one-on-one technical assistance with opening a food truck business, import/export from Guatemala, and launching a bookkeeping/accounting business. The technical assistance included DOR business license applications, business and marketing plan development, and lender referrals for business loans. Community partners included Mercy Corps, Project Feast, and Craft 3. Presentations about the microenterprise program was made at various community engagements such as LUZ Latino Radio, Univision TV, and South King County Latino communities.	



U.S. Department of Housing and Urban Development
Office of Community Planning and Development
Integrated Disbursement and Information System
CDBG Activity Summary Report (GPR) for Program Year 2018
KING COUNTY

Date: 29-Mar-2019

Time: 12:06

Page: 101

Total Funded Amount:	\$58,246,464.14
Total Drawn Thru Program Year:	\$55,491,366.04
Total Drawn In Program Year:	\$4,157,411.82



U.S. Department of Housing and Urban Development
Office of Community Planning and Development
Integrated Disbursement and Information System
Status of HOME Activities - Entitlement
KING COUNTY CONSORTIUM, WA

DATE: 03-29-19
TIME: 12:12
PAGE: 1

IDIS - PR22

Tenure Type	Activity Type	IDIS Activity	Activity Address	Activity Status	Status Date	Total Units	Home Units	Initial Funding Date	Committed Amount	Drawn Amount	PCT
Rental	NEW CONSTRUCTION	3205	3040 Bellevue Way NE , Bellevue WA, 98004	Open	02/20/19	11	11	11/30/17	\$1,487,625.00	\$1,364,134.40	91.70%
Rental	NEW CONSTRUCTION	3249	12531 NE 124th St , Kirkland WA, 98034	Completed	10/03/18	11	11	09/09/16	\$1,702,000.00	\$1,702,000.00	100.00%
Rental	ACQUISITION AND NEW CONSTRUCTION	3341	1114 Harrington Ave NE , Renton WA, 98056	Open	08/16/18	50	11	08/23/17	\$1,490,000.00	\$1,466,000.00	98.39%
Rental	ACQUISITION AND NEW CONSTRUCTION	3374	215 Whitworth Ave S , Renton WA, 98057	Open	08/29/18	9	9	11/27/17	\$1,298,070.00	\$1,273,070.00	98.07%
Homebuyer	NEW CONSTRUCTION	3389	2004 228th Ave SE , Sammamish WA, 98075	Open	05/09/18	10	10	05/09/18	\$350,000.00	\$325,000.00	92.86%
Homeowner Rehab	REHABILITATION	3371	17245 SE 262nd St , Covington WA, 98042	Completed	12/22/18	1	1	11/06/17	\$27,089.90	\$27,089.90	100.00%
Homeowner Rehab	REHABILITATION	3373	19104 SE 266th St , Covington WA, 98042	Completed	08/10/18	1	1	11/07/17	\$17,827.73	\$17,827.73	100.00%
Homeowner Rehab	REHABILITATION	3375	24924 38th Ave S , Kent WA, 98032	Completed	06/13/18	1	1	11/28/17	\$26,024.39	\$26,024.39	100.00%
Homeowner Rehab	REHABILITATION	3378	13617 Military Rd S , Tukwila WA, 98168	Completed	08/06/18	1	1	01/04/18	\$23,642.11	\$23,642.11	100.00%
Homeowner Rehab	REHABILITATION	3380	1250 Lincoln Ave , Enumclaw WA, 98022	Completed	08/21/18	1	1	01/30/18	\$29,304.53	\$29,304.53	100.00%
Homeowner Rehab	REHABILITATION	3381	26605 159th Ave SE , Covington WA, 98042	Completed	08/07/18	1	1	02/06/18	\$10,800.91	\$10,800.91	100.00%
Homeowner Rehab	REHABILITATION	3382	22009 SE 267th St , Maple Valley WA, 98038	Completed	08/21/18	1	1	02/26/18	\$15,242.17	\$15,242.17	100.00%
Homeowner Rehab	REHABILITATION	3384	10832 3rd Ave S , Seattle WA, 98168	Completed	08/21/18	1	1	03/14/18	\$10,943.24	\$10,943.24	100.00%
Homeowner Rehab	REHABILITATION	3385	1528 22nd St NE , Auburn WA, 98002	Completed	08/07/18	1	1	03/15/18	\$7,719.82	\$7,719.82	100.00%
Homeowner Rehab	REHABILITATION	3387	17053 4th Ave NE , Shoreline WA, 98155	Completed	10/12/18	1	1	04/09/18	\$12,912.01	\$12,912.01	100.00%
Homeowner Rehab	REHABILITATION	3390	1705 S 220th St , Des Moines WA, 98198	Completed	11/21/18	1	1	06/19/18	\$16,851.38	\$16,851.38	100.00%
Homeowner Rehab	REHABILITATION	3391	22636 102nd PI SE , Kent WA, 98031	Completed	10/12/18	1	1	07/16/18	\$14,675.16	\$14,675.16	100.00%
Homeowner Rehab	REHABILITATION	3392	16536 132nd PI SE , Renton WA, 98058	Completed	10/12/18	1	1	07/17/18	\$13,923.15	\$13,923.15	100.00%
Homeowner Rehab	REHABILITATION	3423	24715 132nd PI SE , Kent WA, 98042	Open	02/05/19	1	1	10/02/18	\$19,281.00	\$16,328.77	84.69%
Homeowner Rehab	REHABILITATION	3429	2401 NE 9th PI , Renton WA, 98056	Open	03/11/19	1	1	10/04/18	\$18,000.00	\$1,228.06	6.82%
Homeowner Rehab	REHABILITATION	3432	16633 126th Ave SE , Renton WA, 98058	Completed	03/14/19	1	1	12/04/18	\$18,500.00	\$18,500.00	100.00%
Homeowner Rehab	REHABILITATION	3433	10034 18th Ave SW , Seattle WA, 98146	Open	03/12/19	1	1	01/22/19	\$17,000.00	\$12,021.32	70.71%
Homeowner Rehab	REHABILITATION	3439	27504 150th Ln SE , Kent WA, 98042	Open	03/26/19	1	1	03/26/19	\$17,000.00	\$0.00	0.00%



U.S. Department of Housing and Urban Development
Office of Community Planning and Development
Integrated Disbursement and Information System
CDBG Summary of Accomplishments
Program Year: 2018

DATE: 03-29-19
TIME: 12:15
PAGE: 1

KING COUNTY

Count of CDBG Activities with Disbursements by Activity Group & Matrix Code

Activity Group	Activity Category	Open Count	Open Activities Disbursed	Completed Count	Completed Activities Disbursed	Program Year Count	Total Activities Disbursed
Acquisition	Acquisition of Real Property (01)	2	\$0.00	0	\$0.00	2	\$0.00
	Total Acquisition	2	\$0.00	0	\$0.00	2	\$0.00
Economic Development	Rehab; Publicly or Privately-Owned Commercial/Industrial (14E)	1	\$81,677.33	0	\$0.00	1	\$81,677.33
	CI Land Acquisition/Disposition (17A)	1	\$0.00	0	\$0.00	1	\$0.00
	Micro-Enterprise Assistance (18C)	1	\$57,944.37	3	\$99,097.84	4	\$157,042.21
	Total Economic Development	3	\$139,621.70	3	\$99,097.84	6	\$238,719.54
Housing	Rehab; Single-Unit Residential (14A)	6	\$909,287.63	5	\$201,361.06	11	\$1,110,648.69
	Rehabilitation Administration (14H)	0	\$0.00	2	\$496,171.37	2	\$496,171.37
	Total Housing	6	\$909,287.63	7	\$697,532.43	13	\$1,606,820.06
Public Facilities and Improvements	Senior Centers (03A)	0	\$0.00	1	\$519.02	1	\$519.02
	Parks, Recreational Facilities (03F)	4	\$19,553.47	2	\$81,377.61	6	\$100,931.08
	Flood Drainage Improvements (03I)	1	\$1,668.24	0	\$0.00	1	\$1,668.24
	Water/Sewer Improvements (03J)	1	\$10,800.95	0	\$0.00	1	\$10,800.95
	Street Improvements (03K)	1	\$0.00	0	\$0.00	1	\$0.00
	Sidewalks (03L)	2	\$113,509.62	1	\$141.55	3	\$113,651.17
	Total Public Facilities and Improvements	9	\$145,532.28	4	\$82,038.18	13	\$227,570.46
Public Services	Operating Costs of Homeless/AIDS Patients Programs (03T)	0	\$0.00	9	\$277,170.00	9	\$277,170.00
	Other Public Services Not Listed in 05A-05Y, 03T (05Z)	0	\$0.00	1	\$291,090.00	1	\$291,090.00
	Total Public Services	0	\$0.00	10	\$568,260.00	10	\$568,260.00
General Administration and Planning	General Program Administration (21A)	3	\$138,296.01	3	\$1,081,928.05	6	\$1,220,224.06
	Total General Administration and Planning	3	\$138,296.01	3	\$1,081,928.05	6	\$1,220,224.06
Repayment of Section 108 Loans	Planned Repayment of Section 108 Loan Principal (19F)	0	\$0.00	1	\$174,369.00	1	\$174,369.00
	Total Repayment of Section 108 Loans	0	\$0.00	1	\$174,369.00	1	\$174,369.00
Grand Total		23	\$1,332,737.62	28	\$2,703,225.50	51	\$4,035,963.12



U.S. Department of Housing and Urban Development
Office of Community Planning and Development
Integrated Disbursement and Information System
CDBG Summary of Accomplishments
Program Year: 2018

DATE: 03-29-19
TIME: 12:15
PAGE: 2

KING COUNTY

CDBG Sum of Actual Accomplishments by Activity Group and Accomplishment Type

Activity Group	Matrix Code	Accomplishment Type	Open Count	Completed Count	Program Year Totals
Acquisition	Acquisition of Real Property (01)	Persons	0	0	0
		Housing Units	0	0	0
	Total Acquisition		0	0	0
Economic Development	Rehab; Publicly or Privately-Owned Commercial/Industrial (14E)	Business	21,585	0	21,585
	CI Land Acquisition/Disposition (17A)	Business	0	0	0
	Micro-Enterprise Assistance (18C)	Persons	52	184	236
	Total Economic Development		21,637	184	21,821
Housing	Rehab; Single-Unit Residential (14A)	Housing Units	89	121	210
	Rehabilitation Administration (14H)	Housing Units	0	0	0
	Total Housing		89	121	210
Public Facilities and Improvements	Senior Centers (03A)	Public Facilities	0	3,068	3,068
	Parks, Recreational Facilities (03F)	Public Facilities	6,760	13,642	20,402
	Flood Drainage Improvements (03I)	Public Facilities	395	0	395
	Water/Sewer Improvements (03J)	Persons	5	0	5
	Street Improvements (03K)	Persons	132,639	0	132,639
	Sidewalks (03L)	Persons	0	0	0
		Public Facilities	3,690	5,336	9,026
	Total Public Facilities and Improvements		143,489	22,046	165,535
Public Services	Operating Costs of Homeless/AIDS Patients Programs (03T)	Persons	0	4,860	4,860
	Other Public Services Not Listed in 05A-05Y, 03T (05Z)	Persons	0	1,322	1,322
	Total Public Services		0	6,182	6,182
Grand Total			165,215	28,533	193,748



U.S. Department of Housing and Urban Development
Office of Community Planning and Development
Integrated Disbursement and Information System
CDBG Summary of Accomplishments
Program Year: 2018

DATE: 03-29-19
TIME: 12:15
PAGE: 3

KING COUNTY

CDBG Beneficiaries by Racial / Ethnic Category

Housing-Non Housing	Race	Total Persons		Total Hispanic Persons Total Households		Total Hispanic Households
Housing	White	0	0	146	6	
	Black/African American	0	0	10	0	
	Asian	0	0	12	0	
	American Indian/Alaskan Native	0	0	2	0	
	Native Hawaiian/Other Pacific Islander	0	0	1	0	
	American Indian/Alaskan Native & White	0	0	1	0	
	Other multi-racial	0	0	38	1	
	Total Housing	0	0	210	7	
Non Housing	White	12,083	1,117	0	0	
	Black/African American	2,059	115	0	0	
	Asian	989	19	0	0	
	American Indian/Alaskan Native	306	83	0	0	
	Native Hawaiian/Other Pacific Islander	235	9	0	0	
	American Indian/Alaskan Native & White	65	17	0	0	
	Asian & White	59	3	0	0	
	Black/African American & White	121	17	0	0	
	Amer. Indian/Alaskan Native & Black/African Amer.	36	5	0	0	
	Other multi-racial	776	199	0	0	
	Total Non Housing	16,729	1,584	0	0	
Grand Total	White	12,083	1,117	146	6	
	Black/African American	2,059	115	10	0	
	Asian	989	19	12	0	
	American Indian/Alaskan Native	306	83	2	0	
	Native Hawaiian/Other Pacific Islander	235	9	1	0	
	American Indian/Alaskan Native & White	65	17	1	0	
	Asian & White	59	3	0	0	
	Black/African American & White	121	17	0	0	
	Amer. Indian/Alaskan Native & Black/African Amer.	36	5	0	0	
	Other multi-racial	776	199	38	1	
	Total Grand Total	16,729	1,584	210	7	



U.S. Department of Housing and Urban Development
Office of Community Planning and Development
Integrated Disbursement and Information System
CDBG Summary of Accomplishments
Program Year: 2018

DATE: 03-29-19
TIME: 12:15
PAGE: 4

KING COUNTY

CDBG Beneficiaries by Income Category

	Income Levels	Owner Occupied	Renter Occupied	Persons
Housing	Extremely Low ($\leq 30\%$)	54	0	0
	Low ($>30\%$ and $\leq 50\%$)	33	0	0
	Mod ($>50\%$ and $\leq 80\%$)	11	0	0
	Total Low-Mod	98	0	0
	Non Low-Mod ($>80\%$)	0	0	0
	Total Beneficiaries	98	0	0
Non Housing	Extremely Low ($\leq 30\%$)	0	0	6,169
	Low ($>30\%$ and $\leq 50\%$)	0	0	146
	Mod ($>50\%$ and $\leq 80\%$)	0	0	3,470
	Total Low-Mod	0	0	9,785
	Non Low-Mod ($>80\%$)	0	0	2
	Total Beneficiaries	0	0	9,787



U.S. Department of Housing and Urban Development
Office of Community Planning and Development
Integrated Disbursement and Information System
HOME Summary of Accomplishments

DATE: 03-08-19
TIME: 11:14
PAGE: 1

Program Year: 2018
Start Date 01-Jan-2018 - End Date 31-Dec-2018
KING COUNTY CONSORTIUM
Home Disbursements and Unit Completions

Activity Type	Disbursed Amount	Units Completed	Units Occupied
Rentals	\$1,702,000.00	11	11
Existing Homeowners	\$261,435.71	16	16
Total, Rentals and TBRA	\$1,702,000.00	11	11
Total, Homebuyers and Homeowners	\$261,435.71	16	16
Grand Total	\$1,963,435.71	27	27

Home Unit Completions by Percent of Area Median Income

Activity Type					Units Completed	
	0% - 30%	31% - 50%	51% - 60%	61% - 80%	Total 0% - 60%	Total 0% - 80%
Rentals	10	1	0	0	11	11
Existing Homeowners	2	6	4	4	12	16
Total, Rentals and TBRA	10	1	0	0	11	11
Total, Homebuyers and Homeowners	2	6	4	4	12	16
Grand Total	12	7	4	4	23	27

Home Unit Reported As Vacant

Activity Type	Reported as Vacant
Rentals	0
Existing Homeowners	0
Total, Rentals and TBRA	0
Total, Homebuyers and	0
Grand Total	0

Home Unit Completions by Racial / Ethnic Category

	Rentals		Existing Homeowners	
	Units	Units	Units	Units
White	8	0	13	2
Black/African American	0	0	3	0
Asian	2	0	0	0
Native Hawaiian/Other Pacific Islander	1	0	0	0
Total	11	0	16	2

	Total, Rentals and TBRA		Total, Homebuyers and		Grand Total	
	Units	Units	Units	Units	Completed	Units
White	8	0	13	2	21	2
Black/African American	0	0	3	0	3	0
Asian	2	0	0	0	2	0
Native Hawaiian/Other Pacific Islander	1	0	0	0	1	0
Total	11	0	16	2	27	2



Office of Community Planning and Development
U.S. Department of Housing and Urban Development
Integrated Disbursement and Information System
PR26 - CDBG Financial Summary Report
Program Year 2018
KING COUNTY , WA

DATE: 03-26-19
TIME: 11:55
PAGE: 1

PART I: SUMMARY OF CDBG RESOURCES

01 UNEXPENDED CDBG FUNDS AT END OF PREVIOUS PROGRAM YEAR	977,168.24
02 ENTITLEMENT GRANT	5,338,855.00
03 SURPLUS URBAN RENEWAL	0.00
04 SECTION 108 GUARANTEED LOAN FUNDS	0.00
05 CURRENT YEAR PROGRAM INCOME	1,051,104.61
05a CURRENT YEAR SECTION 108 PROGRAM INCOME (FOR SI TYPE)	0.00
06 FUNDS RETURNED TO THE LINE-OF-CREDIT	243,498.90
06a FUNDS RETURNED TO THE LOCAL CDBG ACCOUNT	0.00
07 ADJUSTMENT TO COMPUTE TOTAL AVAILABLE	0.00
08 TOTAL AVAILABLE (SUM, LINES 01-07)	7,610,626.75

PART II: SUMMARY OF CDBG EXPENDITURES

09 DISBURSEMENTS OTHER THAN SECTION 108 REPAYMENTS AND PLANNING/ADMINISTRATION	2,641,370.06
10 ADJUSTMENT TO COMPUTE TOTAL AMOUNT SUBJECT TO LOW/MOD BENEFIT	0.00
11 AMOUNT SUBJECT TO LOW/MOD BENEFIT (LINE 09 + LINE 10)	2,641,370.06
12 DISBURSED IN IDIS FOR PLANNING/ADMINISTRATION	1,220,224.06
13 DISBURSED IN IDIS FOR SECTION 108 REPAYMENTS	295,817.70
14 ADJUSTMENT TO COMPUTE TOTAL EXPENDITURES	0.00
15 TOTAL EXPENDITURES (SUM, LINES 11-14)	4,157,411.82
16 UNEXPENDED BALANCE (LINE 08 - LINE 15)	3,453,214.93

PART III: LOW/MOD BENEFIT THIS REPORTING PERIOD

17 EXPENDED FOR LOW/MOD HOUSING IN SPECIAL AREAS	0.00
18 EXPENDED FOR LOW/MOD MULTI-UNIT HOUSING	0.00
19 DISBURSED FOR OTHER LOW/MOD ACTIVITIES	2,641,370.06
20 ADJUSTMENT TO COMPUTE TOTAL LOW/MOD CREDIT	0.00
21 TOTAL LOW/MOD CREDIT (SUM, LINES 17-20)	2,641,370.06
22 PERCENT LOW/MOD CREDIT (LINE 21/LINE 11)	100.00%

LOW/MOD BENEFIT FOR MULTI-YEAR CERTIFICATIONS

23 PROGRAM YEARS(PY) COVERED IN CERTIFICATION	PY: PY: PY:
24 CUMULATIVE NET EXPENDITURES SUBJECT TO LOW/MOD BENEFIT CALCULATION	0.00
25 CUMULATIVE EXPENDITURES BENEFITING LOW/MOD PERSONS	0.00
26 PERCENT BENEFIT TO LOW/MOD PERSONS (LINE 25/LINE 24)	0.00%

PART IV: PUBLIC SERVICE (PS) CAP CALCULATIONS

27 DISBURSED IN IDIS FOR PUBLIC SERVICES	568,260.00
28 PS UNLIQUIDATED OBLIGATIONS AT END OF CURRENT PROGRAM YEAR	0.00
29 PS UNLIQUIDATED OBLIGATIONS AT END OF PREVIOUS PROGRAM YEAR	0.00
30 ADJUSTMENT TO COMPUTE TOTAL PS OBLIGATIONS	0.00
31 TOTAL PS OBLIGATIONS (LINE 27 + LINE 28 - LINE 29 + LINE 30)	568,260.00
32 ENTITLEMENT GRANT	5,338,855.00
33 PRIOR YEAR PROGRAM INCOME	968,113.67
34 ADJUSTMENT TO COMPUTE TOTAL SUBJECT TO PS CAP	0.00
35 TOTAL SUBJECT TO PS CAP (SUM, LINES 32-34)	6,306,968.67
36 PERCENT FUNDS OBLIGATED FOR PS ACTIVITIES (LINE 31/LINE 35)	9.01%

PART V: PLANNING AND ADMINISTRATION (PA) CAP

37 DISBURSED IN IDIS FOR PLANNING/ADMINISTRATION	1,220,224.06
38 PA UNLIQUIDATED OBLIGATIONS AT END OF CURRENT PROGRAM YEAR	0.00
39 PA UNLIQUIDATED OBLIGATIONS AT END OF PREVIOUS PROGRAM YEAR	0.00
40 ADJUSTMENT TO COMPUTE TOTAL PA OBLIGATIONS	0.00
41 TOTAL PA OBLIGATIONS (LINE 37 + LINE 38 - LINE 39 +LINE 40)	1,220,224.06
42 ENTITLEMENT GRANT	5,338,855.00
43 CURRENT YEAR PROGRAM INCOME	1,051,104.61
44 ADJUSTMENT TO COMPUTE TOTAL SUBJECT TO PA CAP	0.00
45 TOTAL SUBJECT TO PA CAP (SUM, LINES 42-44)	6,389,959.61
46 PERCENT FUNDS OBLIGATED FOR PA ACTIVITIES (LINE 41/LINE 45)	19.10%



Office of Community Planning and Development
U.S. Department of Housing and Urban Development
Integrated Disbursement and Information System
PR26 - CDBG Financial Summary Report
Program Year 2018
KING COUNTY , WA

DATE: 03-26-19
TIME: 11:55
PAGE: 2

LINE 17 DETAIL: ACTIVITIES TO CONSIDER IN DETERMINING THE AMOUNT TO ENTER ON LINE 17

Report returned no data.

LINE 18 DETAIL: ACTIVITIES TO CONSIDER IN DETERMINING THE AMOUNT TO ENTER ON LINE 18

Report returned no data.

LINE 19 DETAIL: ACTIVITIES INCLUDED IN THE COMPUTATION OF LINE 19

Plan Year	IDIS Project	IDIS Activity	Voucher Number	Activity Name	Matrix Code	National Objective	Drawn Amount
2016	5	3252	6128176	Renton Senior Activity Ctr ADA Improvements	03A	LMC	\$519.02
					03A	Matrix Code	\$519.02
2015	6	3117	6128171	Des Moines Parkside Park Renovation - C15543	03F	LMA	\$259.51
2016	6	3300	6128171	Carnation Hockert Park ADA Improvements	03F	LMC	\$1,792.97
2016	6	3300	6135272	Carnation Hockert Park ADA Improvements	03F	LMC	\$1,722.20
2016	6	3300	6140768	Carnation Hockert Park ADA Improvements	03F	LMC	\$1,249.25
2016	6	3300	6152021	Carnation Hockert Park ADA Improvements	03F	LMC	\$2,498.58
2016	6	3300	6153663	Carnation Hockert Park ADA Improvements	03F	LMC	\$1,132.90
2016	6	3300	6165431	Carnation Hockert Park ADA Improvements	03F	LMC	\$1,391.91
2016	6	3300	6174963	Carnation Hockert Park ADA Improvements	03F	LMC	\$330.29
2016	6	3300	6177545	Carnation Hockert Park ADA Improvements	03F	LMC	\$71,000.00
2016	6	3301	6128171	Burien Lakeview Park Improvements	03F	LMA	\$330.29
2016	6	3301	6135272	Burien Lakeview Park Improvements	03F	LMA	\$283.11
2016	6	3301	6140768	Burien Lakeview Park Improvements	03F	LMA	\$754.94
2016	6	3301	6152021	Burien Lakeview Park Improvements	03F	LMA	\$1,226.77
2016	6	3301	6153663	Burien Lakeview Park Improvements	03F	LMA	\$212.73
2016	6	3301	6165431	Burien Lakeview Park Improvements	03F	LMA	\$1,179.58
2016	6	3301	6174965	Burien Lakeview Park Improvements	03F	LMA	\$1,627.83
2016	6	3301	6179923	Burien Lakeview Park Improvements	03F	LMA	\$471.84
2016	6	3301	6190988	Burien Lakeview Park Improvements	03F	LMA	\$1,557.06
2016	6	3301	6197157	Burien Lakeview Park Improvements	03F	LMA	\$1,132.41
2016	6	3301	6205698	Burien Lakeview Park Improvements	03F	LMA	\$920.08
2016	6	3301	6208810	Burien Lakeview Park Improvements	03F	LMA	\$660.57
2016	6	3301	6228918	Burien Lakeview Park Improvements	03F	LMA	\$130.37
2016	6	3301	6231205	Burien Lakeview Park Improvements	03F	LMA	\$1.00
2017	6	3340	6128171	Snoqualmie Koinonia Park Improvements	03F	LMC	\$1,580.65
2017	6	3340	6135272	Snoqualmie Koinonia Park Improvements	03F	LMC	\$471.84
2017	6	3340	6140768	Snoqualmie Koinonia Park Improvements	03F	LMC	\$259.51
2017	6	3340	6152021	Snoqualmie Koinonia Park Improvements	03F	LMC	\$542.61
2017	6	3340	6165440	Snoqualmie Koinonia Park Improvements	03F	LMC	\$967.26
2017	6	3340	6174966	Snoqualmie Koinonia Park Improvements	03F	LMC	\$1,014.46
2017	6	3340	6179923	Snoqualmie Koinonia Park Improvements	03F	LMC	\$141.55
2017	6	3340	6190988	Snoqualmie Koinonia Park Improvements	03F	LMC	\$684.16
2017	6	3340	6197157	Snoqualmie Koinonia Park Improvements	03F	LMC	\$28.00
2017	6	3340	6205699	Snoqualmie Koinonia Park Improvements	03F	LMC	\$23.59
2018	6	3407	6191172	Des Moines Kiddie Park C18523-1127749	03F	LMA	\$542.63
2018	6	3408	6191172	Burien Lake Buriein Mem Park C18571	03F	LMC	\$2,006.51
2018	6	3408	6197157	Burien Lake Buriein Mem Park C18571	03F	LMC	\$754.94
2018	6	3408	6205702	Burien Lake Buriein Mem Park C18571	03F	LMC	\$47.18
					03F	Matrix Code	\$100,931.08
2018	7	3409	6191172	Skykomish Old Cascade Hwy Drainage	03I	LMA	\$1,314.38
2018	7	3409	6197157	Skykomish Old Cascade Hwy Drainage	03I	LMA	\$235.91
2018	7	3409	6205702	Skykomish Old Cascade Hwy Drainage	03I	LMA	\$70.77
2018	7	3409	6208815	Skykomish Old Cascade Hwy Drainage	03I	LMA	\$47.18
					03I	Matrix Code	\$1,668.24
2016	6	3298	6128171	Valley View Special Assessments C16322	03J	LMC	\$3,205.10
2016	6	3298	6135265	Valley View Special Assessments C16322	03J	LMC	\$2,173.92



Office of Community Planning and Development
U.S. Department of Housing and Urban Development
Integrated Disbursement and Information System
PR26 - CDBG Financial Summary Report
Program Year 2018
KING COUNTY , WA

DATE: 03-26-19
TIME: 11:55
PAGE: 3

Plan Year	IDIS Project	IDIS Activity	Voucher Number	Activity Name	Matrix Code	National Objective	Drawn Amount
2016	6	3298	6140768	Valley View Special Assessments C16322	03J	LMC	\$566.20
2016	6	3298	6152033	Valley View Special Assessments C16322	03J	LMC	\$519.02
2016	6	3298	6153668	Valley View Special Assessments C16322	03J	LMC	\$660.57
2016	6	3298	6165440	Valley View Special Assessments C16322	03J	LMC	\$1,628.64
2016	6	3298	6174966	Valley View Special Assessments C16322	03J	LMC	\$2,047.50
					03J	Matrix Code	\$10,800.95
2016	6	3230	6128171	C16311 North Bend Way ADA Improvements	03L	LMC	\$141.55
2016	6	3299	6128176	Duvall ADA Ramp Improvement Program C17311	03L	LMC	\$1,197.99
2016	6	3299	6135276	Duvall ADA Ramp Improvement Program C17311	03L	LMC	\$1,795.42
2016	6	3299	6140775	Duvall ADA Ramp Improvement Program C17311	03L	LMC	\$660.57
2016	6	3299	6152033	Duvall ADA Ramp Improvement Program C17311	03L	LMC	\$1,108.82
2016	6	3299	6153668	Duvall ADA Ramp Improvement Program C17311	03L	LMC	\$141.55
2016	6	3299	6165440	Duvall ADA Ramp Improvement Program C17311	03L	LMC	\$778.52
2016	6	3299	6174963	Duvall ADA Ramp Improvement Program C17311	03L	LMC	\$1,658.24
2016	6	3299	6179923	Duvall ADA Ramp Improvement Program C17311	03L	LMC	\$1,219.67
2016	6	3299	6190988	Duvall ADA Ramp Improvement Program C17311	03L	LMC	\$1,221.63
2016	6	3299	6197157	Duvall ADA Ramp Improvement Program C17311	03L	LMC	\$1,934.52
2016	6	3299	6205699	Duvall ADA Ramp Improvement Program C17311	03L	LMC	\$2,905.73
2016	6	3299	6208810	Duvall ADA Ramp Improvement Program C17311	03L	LMC	\$1,254.91
2016	6	3299	6228918	Duvall ADA Ramp Improvement Program C17311	03L	LMC	\$64.00
2016	6	3299	6234942	Duvall ADA Ramp Improvement Program C17311	03L	LMC	\$93,321.55
2018	6	3410	6191172	Pacific Milwaukee Blvd Sidewalk C18312	03L	LMA	\$3,114.10
2018	6	3410	6197157	Pacific Milwaukee Blvd Sidewalk C18312	03L	LMA	\$896.48
2018	6	3410	6205702	Pacific Milwaukee Blvd Sidewalk C18312	03L	LMA	\$165.14
2018	6	3410	6208815	Pacific Milwaukee Blvd Sidewalk C18312	03L	LMA	\$70.78
					03L	Matrix Code	\$113,651.17
2018	3	3412	6221968	Kirkland Men's Homeless Shelter C18131	03T	LMC	\$1.00
2018	3	3412	6237578	Kirkland Men's Homeless Shelter C18131	03T	LMC	\$33,686.00
2018	3	3413	6215774	Redmond Eastside Men's Winter Shelter C18142	03T	LMC	\$24,337.50
2018	3	3413	6228918	Redmond Eastside Men's Winter Shelter C18142	03T	LMC	\$8,112.50
2018	3	3414	6220013	Shoreline Hopelink Emg Svcs C18162	03T	LMC	\$24,271.50
2018	3	3414	6228918	Shoreline Hopelink Emg Svcs C18162	03T	LMC	\$7,811.50
2018	3	3417	6191005	CCS EAside Shelter for Families C18111	03T	LMC	\$40,607.00
2018	3	3418	6205710	Congregatrions for the Homeless Men's Shelter C18112	03T	LMC	\$3,953.00
2018	3	3418	6228924	Congregatrions for the Homeless Men's Shelter C18112	03T	LMC	\$12,500.00
2018	3	3419	6191005	DAWN Families/Singles Shelter	03T	LMC	\$6,450.00
2018	3	3419	6197157	DAWN Families/Singles Shelter	03T	LMC	\$9,250.00
2018	3	3419	6205710	DAWN Families/Singles Shelter	03T	LMC	\$7,500.00
2018	3	3419	6228924	DAWN Families/Singles Shelter	03T	LMC	\$5,750.00
2018	3	3420	6191005	Hospitality House Women's Shelter C18122 1127790 5025	03T	LMC	\$12,500.00
2018	3	3420	6210188	Hospitality House Women's Shelter C18122 1127790 5025	03T	LMC	\$6,250.00
2018	3	3420	6228931	Hospitality House Women's Shelter C18122 1127790 5025	03T	LMC	\$6,250.00
2018	3	3421	6191005	Multi-Service Center Family Shelter 5027 C18123	03T	LMC	\$12,737.00
2018	3	3421	6205710	Multi-Service Center Family Shelter 5027 C18123	03T	LMC	\$18,750.00
2018	3	3421	6228924	Multi-Service Center Family Shelter 5027 C18123	03T	LMC	\$18,750.00
2018	3	3422	6191005	YWCA South King Co Family Shelter C18124	03T	LMC	\$5,424.89
2018	3	3422	6205710	YWCA South King Co Family Shelter C18124	03T	LMC	\$12,278.11
					03T	Matrix Code	\$277,170.00
2018	3	3415	6191005	Housing Stability Program C18101 1127774	05Z	LMC	\$169,468.53
2018	3	3415	6196285	Housing Stability Program C18101 1127774	05Z	LMC	\$30,448.67
2018	3	3415	6205710	Housing Stability Program C18101 1127774	05Z	LMC	\$22,888.58
2018	3	3415	6215774	Housing Stability Program C18101 1127774	05Z	LMC	\$13,908.47
2018	3	3415	6220684	Housing Stability Program C18101 1127774	05Z	LMC	\$19,170.96
2018	3	3415	6228924	Housing Stability Program C18101 1127774	05Z	LMC	\$35,204.79
					05Z	Matrix Code	\$291,090.00
2016	2	3260	6120210	MannM	14A	LMH	\$1,102.29



Office of Community Planning and Development
U.S. Department of Housing and Urban Development
Integrated Disbursement and Information System
PR26 - CDBG Financial Summary Report
Program Year 2018
KING COUNTY , WA

DATE: 03-26-19
TIME: 11:55
PAGE: 4

Plan Year	IDIS Project	IDIS Activity	Voucher Number	Activity Name	Matrix Code	National Objective	Drawn Amount
2016	2	3260	6151998	MannM	14A	LMH	\$8,976.60
2016	2	3260	6165339	MannM	14A	LMH	\$580.20
2016	2	3260	6174969	MannM	14A	LMH	\$1,104.36
2016	2	3335	6206189	CD3335	14A	LMH	\$1,268.30
2016	2	3335	6215777	CD3335	14A	LMH	\$101.00
2016	2	3335	6220682	CD3335	14A	LMH	\$14,030.34
2016	2	3383	6151998	CD3383	14A	LMH	\$1,998.32
2016	2	3383	6174969	CD3383	14A	LMH	\$426.67
2016	2	3383	6190992	CD3383	14A	LMH	\$849.98
2017	2	3359	6128176	Renton Healthy Housing Activities C17653	14A	LMH	\$67.41
2017	2	3359	6140775	Renton Healthy Housing Activities C17653	14A	LMH	\$112.35
2017	2	3359	6174966	Renton Healthy Housing Activities C17653	14A	LMH	\$741.46
2017	2	3359	6185848	Renton Healthy Housing Activities C17653	14A	LMH	\$50,068.61
2017	2	3359	6197157	Renton Healthy Housing Activities C17653	14A	LMH	\$79.69
2017	2	3359	6205699	Renton Healthy Housing Activities C17653	14A	LMH	\$53.12
2017	2	3359	6208810	Renton Healthy Housing Activities C17653	14A	LMH	\$19,558.00
2017	2	3359	6228918	Renton Healthy Housing Activities C17653	14A	LMH	\$23,349.37
2017	2	3360	6165441	Shoreline Minor Home Repair- C17663	14A	LMH	\$17,519.40
2017	2	3360	6220680	Shoreline Minor Home Repair- C17663	14A	LMH	\$50,692.51
2017	2	3361	6120209	King County Housing Repair Program C17602	14A	LMH	\$55,950.33
2017	2	3361	6124768	King County Housing Repair Program C17602	14A	LMH	\$43,270.62
2017	2	3361	6128164	King County Housing Repair Program C17602	14A	LMH	\$12,432.09
2017	2	3361	6129485	King County Housing Repair Program C17602	14A	LMH	\$4,376.98
2017	2	3361	6135242	King County Housing Repair Program C17602	14A	LMH	\$22,121.99
2017	2	3361	6137925	King County Housing Repair Program C17602	14A	LMH	\$7,501.97
2017	2	3361	6140485	King County Housing Repair Program C17602	14A	LMH	\$23,078.12
2017	2	3361	6141741	King County Housing Repair Program C17602	14A	LMH	\$4,227.86
2017	2	3361	6144732	King County Housing Repair Program C17602	14A	LMH	\$2,090.00
2017	2	3361	6151998	King County Housing Repair Program C17602	14A	LMH	\$36,732.19
2017	2	3361	6153643	King County Housing Repair Program C17602	14A	LMH	\$24,687.02
2017	2	3361	6159942	King County Housing Repair Program C17602	14A	LMH	\$30,458.61
2017	2	3361	6165340	King County Housing Repair Program C17602	14A	LMH	\$3,716.34
2017	2	3361	6173513	King County Housing Repair Program C17602	14A	LMH	\$31,617.22
2017	2	3361	6174970	King County Housing Repair Program C17602	14A	LMH	\$6,258.93
2017	2	3361	6179924	King County Housing Repair Program C17602	14A	LMH	\$31,575.41
2017	2	3361	6182169	King County Housing Repair Program C17602	14A	LMH	\$8,263.12
2017	2	3361	6185843	King County Housing Repair Program C17602	14A	LMH	\$1,288.16
2017	2	3361	6190992	King County Housing Repair Program C17602	14A	LMH	\$14,829.20
2017	2	3361	6195846	King County Housing Repair Program C17602	14A	LMH	\$17,581.70
2017	2	3361	6197154	King County Housing Repair Program C17602	14A	LMH	\$24,224.90
2017	2	3361	6199351	King County Housing Repair Program C17602	14A	LMH	\$5,720.00
2017	2	3361	6201322	King County Housing Repair Program C17602	14A	LMH	\$16,260.60
2017	2	3361	6206189	King County Housing Repair Program C17602	14A	LMH	\$418.00
2017	2	3361	6210919	King County Housing Repair Program C17602	14A	LMH	\$11,742.42
2017	2	3361	6220682	King County Housing Repair Program C17602	14A	LMH	\$26,793.62
2017	2	3369	6128176	Tukwila MHR C17623 1127781	14A	LMH	\$292.09
2017	2	3369	6135276	Tukwila MHR C17623 1127781	14A	LMH	\$157.29
2017	2	3369	6140493	Tukwila MHR C17623 1127781	14A	LMH	\$14,381.84
2017	2	3369	6140775	Tukwila MHR C17623 1127781	14A	LMH	\$112.35
2017	2	3369	6152033	Tukwila MHR C17623 1127781	14A	LMH	\$224.68
2017	2	3369	6153668	Tukwila MHR C17623 1127781	14A	LMH	\$22.47
2017	2	3369	6165441	Tukwila MHR C17623 1127781	14A	LMH	\$202.23
2017	2	3369	6174966	Tukwila MHR C17623 1127781	14A	LMH	\$134.82
2017	2	3369	6177553	Tukwila MHR C17623 1127781	14A	LMH	\$43,500.63
2017	2	3369	6179923	Tukwila MHR C17623 1127781	14A	LMH	\$106.25
2017	2	3369	6190988	Tukwila MHR C17623 1127781	14A	LMH	\$26.56
2017	2	3369	6197157	Tukwila MHR C17623 1127781	14A	LMH	\$102.51



Office of Community Planning and Development
U.S. Department of Housing and Urban Development
Integrated Disbursement and Information System
PR26 - CDBG Financial Summary Report
Program Year 2018
KING COUNTY , WA

DATE: 03-26-19
TIME: 11:55
PAGE: 5

Plan Year	IDIS Project	IDIS Activity	Voucher Number	Activity Name	Matrix Code	National Objective	Drawn Amount
2017	2	3369	6205699	Tukwila MHR C17623 1127781	14A	LMH	\$36,724.49
2017	2	3369	6220680	Tukwila MHR C17623 1127781	14A	LMH	\$18,482.59
2018	2	3403	6221968	Shoreline Minor Home Repair C18663	14A	LMH	\$2.00
2018	2	3403	6228918	Shoreline Minor Home Repair C18663	14A	LMH	\$16,100.50
2018	2	3404	6205702	Habitat for Humanity MHR C18624	14A	LMH	\$802.12
2018	2	3404	6208815	Habitat for Humanity MHR C18624	14A	LMH	\$424.65
2018	2	3404	6228918	Habitat for Humanity MHR C18624	14A	LMH	\$96.37
2018	2	3406	6191001	King County HRP C18602-1128322	14A	LMH	\$2,610.56
2018	2	3406	6195835	King County HRP C18602-1128322	14A	LMH	\$24,019.90
2018	2	3406	6196252	King County HRP C18602-1128322	14A	LMH	\$59.65
2018	2	3406	6197154	King County HRP C18602-1128322	14A	LMH	\$387.16
2018	2	3406	6201322	King County HRP C18602-1128322	14A	LMH	\$23,917.08
2018	2	3406	6205704	King County HRP C18602-1128322	14A	LMH	\$16,831.95
2018	2	3406	6206189	King County HRP C18602-1128322	14A	LMH	\$44,010.99
2018	2	3406	6206576	King County HRP C18602-1128322	14A	LMH	\$9,252.98
2018	2	3406	6208820	King County HRP C18602-1128322	14A	LMH	\$8,321.19
2018	2	3406	6209986	King County HRP C18602-1128322	14A	LMH	\$9,053.23
2018	2	3406	6210919	King County HRP C18602-1128322	14A	LMH	\$20,685.90
2018	2	3406	6215777	King County HRP C18602-1128322	14A	LMH	\$39,375.47
2018	2	3406	6218005	King County HRP C18602-1128322	14A	LMH	\$2,720.93
2018	2	3406	6218719	King County HRP C18602-1128322	14A	LMH	\$12,676.25
2018	2	3406	6220682	King County HRP C18602-1128322	14A	LMH	\$69,227.11
2018	2	3406	6221340	King County HRP C18602-1128322	14A	LMH	\$20,445.45
2018	2	3406	6221930	King County HRP C18602-1128322	14A	LMH	\$10,719.66
2018	2	3406	6229022	King County HRP C18602-1128322	14A	LMH	\$4,535.67
					14A	Matrix Code	\$1,110,648.69
2016	7	3238	6128176	C16753 Renton Downtown Commercial Rehab and Facade Improvement Loan Program	14E	LMA	\$1,643.97
2016	7	3238	6135276	C16753 Renton Downtown Commercial Rehab and Facade Improvement Loan Program	14E	LMA	\$1,177.34
2016	7	3238	6140775	C16753 Renton Downtown Commercial Rehab and Facade Improvement Loan Program	14E	LMA	\$22.47
2016	7	3238	6152033	C16753 Renton Downtown Commercial Rehab and Facade Improvement Loan Program	14E	LMA	\$164.94
2016	7	3238	6165440	C16753 Renton Downtown Commercial Rehab and Facade Improvement Loan Program	14E	LMA	\$330.29
2016	7	3238	6174966	C16753 Renton Downtown Commercial Rehab and Facade Improvement Loan Program	14E	LMA	\$424.65
2016	7	3238	6179923	C16753 Renton Downtown Commercial Rehab and Facade Improvement Loan Program	14E	LMA	\$566.20
2016	7	3238	6190988	C16753 Renton Downtown Commercial Rehab and Facade Improvement Loan Program	14E	LMA	\$12,122.83
2016	7	3238	6197157	C16753 Renton Downtown Commercial Rehab and Facade Improvement Loan Program	14E	LMA	\$377.46
2016	7	3238	6228918	C16753 Renton Downtown Commercial Rehab and Facade Improvement Loan Program	14E	LMA	\$64,847.18
					14E	Matrix Code	\$81,677.33
2017	2	3366	6120205	Housing Repari Program Delivery - 5205	14H	LMH	\$637.96
2018	2	3405	6190997	King County HRP Delivery C18603	14H	LMH	\$291,421.32
2018	2	3405	6195835	King County HRP Delivery C18603	14H	LMH	\$17,212.87
2018	2	3405	6196252	King County HRP Delivery C18603	14H	LMH	\$38.55
2018	2	3405	6197157	King County HRP Delivery C18603	14H	LMH	\$31,158.08
2018	2	3405	6199351	King County HRP Delivery C18603	14H	LMH	\$22,906.14
2018	2	3405	6201322	King County HRP Delivery C18603	14H	LMH	\$13,292.82
2018	2	3405	6205704	King County HRP Delivery C18603	14H	LMH	\$11,478.18
2018	2	3405	6206189	King County HRP Delivery C18603	14H	LMH	\$34.65
2018	2	3405	6208820	King County HRP Delivery C18603	14H	LMH	\$61,731.72
2018	2	3405	6215777	King County HRP Delivery C18603	14H	LMH	\$6,547.96



Office of Community Planning and Development
U.S. Department of Housing and Urban Development
Integrated Disbursement and Information System
PR26 - CDBG Financial Summary Report
Program Year 2018
KING COUNTY , WA

DATE: 03-26-19
TIME: 11:55
PAGE: 6

Plan Year	IDIS Project	IDIS Activity	Voucher Number	Activity Name	Matrix Code	National Objective	Drawn Amount
2018	2	3405	6218005	King County HRP Delivery C18603	14H	LMH	\$5,579.32
2018	2	3405	6229135	King County HRP Delivery C18603	14H	LMH	\$34,131.80
					14H	Matrix Code	\$496,171.37
1994	2	2	6177378	CDBG COMMITTED FUNDS ADJUSTMENT	17A	LMC	\$243,498.90
1994	2	2	6180204	CDBG COMMITTED FUNDS ADJUSTMENT	17A	LMC	(\$243,498.90)
					17A	Matrix Code	\$0.00
2016	7	3328	6152021	HCC StartZone Microenterprise Development Program C17726	18C	LMC	\$25,362.86
2017	7	3430	6221968	Renton Small Business Development C18152	18C	LMC	\$1.00
2017	7	3430	6231205	Renton Small Business Development C18152	18C	LMC	\$15,156.07
2018	7	3400	6208815	HCC StartZone Microenterprise C18726	18C	LMC	\$20,652.94
2018	7	3400	6215774	HCC StartZone Microenterprise C18726	18C	LMC	\$20,403.08
2018	7	3400	6230035	HCC StartZone Microenterprise C18726	18C	LMC	\$16,888.35
2018	7	3401	6205702	New Roots Microenterprise C18725	18C	LMC	\$27,188.50
2018	7	3401	6228918	New Roots Microenterprise C18725	18C	LMC	\$31,389.41
					18C	Matrix Code	\$157,042.21
Total							\$2,641,370.06

LINE 27 DETAIL: ACTIVITIES INCLUDED IN THE COMPUTATION OF LINE 27

Plan Year	IDIS Project	IDIS Activity	Voucher Number	Activity Name	Matrix Code	National Objective	Drawn Amount
2018	3	3412	6221968	Kirkland Men's Homeless Shelter C18131	03T	LMC	\$1.00
2018	3	3412	6237578	Kirkland Men's Homeless Shelter C18131	03T	LMC	\$33,686.00
2018	3	3413	6215774	Redmond Eastside Men's Winter Shelter C18142	03T	LMC	\$24,337.50
2018	3	3413	6228918	Redmond Eastside Men's Winter Shelter C18142	03T	LMC	\$8,112.50
2018	3	3414	6220013	Shoreline Hopelink Emg Svcs C18162	03T	LMC	\$24,271.50
2018	3	3414	6228918	Shoreline Hopelink Emg Svcs C18162	03T	LMC	\$7,811.50
2018	3	3417	6191005	CCS EAstside Shelter for Families C18111	03T	LMC	\$40,607.00
2018	3	3418	6205710	Congregatrions for the Homeless Men's Shelter C18112	03T	LMC	\$3,953.00
2018	3	3418	6228924	Congregatrions for the Homeless Men's Shelter C18112	03T	LMC	\$12,500.00
2018	3	3419	6191005	DAWN Families/Singles Shelter	03T	LMC	\$6,450.00
2018	3	3419	6197157	DAWN Families/Singles Shelter	03T	LMC	\$9,250.00
2018	3	3419	6205710	DAWN Families/Singles Shelter	03T	LMC	\$7,500.00
2018	3	3419	6228924	DAWN Families/Singles Shelter	03T	LMC	\$5,750.00
2018	3	3420	6191005	Hospitality House Women's Shelter C18122 1127790 5025	03T	LMC	\$12,500.00
2018	3	3420	6210188	Hospitality House Women's Shelter C18122 1127790 5025	03T	LMC	\$6,250.00
2018	3	3420	6228931	Hospitality House Women's Shelter C18122 1127790 5025	03T	LMC	\$6,250.00
2018	3	3421	6191005	Multi-Service Center Family Shelter 5027 C18123	03T	LMC	\$12,737.00
2018	3	3421	6205710	Multi-Service Center Family Shelter 5027 C18123	03T	LMC	\$18,750.00
2018	3	3421	6228924	Multi-Service Center Family Shelter 5027 C18123	03T	LMC	\$18,750.00
2018	3	3422	6191005	YWCA South King Co Family Shelter C18124	03T	LMC	\$5,424.89
2018	3	3422	6205710	YWCA South King Co Family Shelter C18124	03T	LMC	\$12,278.11
					03T	Matrix Code	\$277,170.00
2018	3	3415	6191005	Housing Stability Program C18101 1127774	05Z	LMC	\$169,468.53
2018	3	3415	6196285	Housing Stability Program C18101 1127774	05Z	LMC	\$30,448.67
2018	3	3415	6205710	Housing Stability Program C18101 1127774	05Z	LMC	\$22,888.58
2018	3	3415	6215774	Housing Stability Program C18101 1127774	05Z	LMC	\$13,908.47
2018	3	3415	6220684	Housing Stability Program C18101 1127774	05Z	LMC	\$19,170.96
2018	3	3415	6228924	Housing Stability Program C18101 1127774	05Z	LMC	\$35,204.79
					05Z	Matrix Code	\$291,090.00
Total							\$568,260.00

LINE 37 DETAIL: ACTIVITIES INCLUDED IN THE COMPUTATION OF LINE 37



Office of Community Planning and Development
U.S. Department of Housing and Urban Development
Integrated Disbursement and Information System
PR26 - CDBG Financial Summary Report
Program Year 2018
KING COUNTY , WA

DATE: 03-26-19
TIME: 11:55
PAGE: 7

Plan Year	IDIS Project	IDIS Activity	Voucher Number	Activity Name	Matrix Code	National Objective	Drawn Amount
2018	1	3394	6190995	King County CDBG Administration	21A		\$562,259.41
2018	1	3394	6199356	King County CDBG Administration	21A		\$130,031.56
2018	1	3394	6205711	King County CDBG Administration	21A		\$36,391.26
2018	1	3394	6206576	King County CDBG Administration	21A		\$16,433.24
2018	1	3394	6209620	King County CDBG Administration	21A		\$115,730.76
2018	1	3394	6215767	King County CDBG Administration	21A		\$23,764.36
2018	1	3394	6221880	King County CDBG Administration	21A		\$54,967.77
2018	1	3394	6228920	King County CDBG Administration	21A		\$75,753.49
2018	1	3394	6229647	King County CDBG Administration	21A		\$206.22
2018	1	3394	6230698	King County CDBG Administration	21A		\$252.98
2018	1	3395	6221968	Kirkland CDBG Admin 1128100-C18233	21A		\$1.00
2018	1	3395	6237578	Kirkland CDBG Admin 1128100-C18233	21A		\$33,686.00
2018	1	3396	6220002	Redmond CDBG Prog Admin C18241	21A		\$24,337.50
2018	1	3396	6230698	Redmond CDBG Prog Admin C18241	21A		\$8,112.50
2018	1	3397	6215774	Renton CDBG Prog Admin C18251	21A		\$45,396.95
2018	1	3397	6228918	Renton CDBG Prog Admin C18251	21A		\$8,075.26
2018	1	3397	6229647	Renton CDBG Prog Admin C18251	21A		\$10,833.80
2018	1	3398	6206184	Shoreline CDBG Prog Admin C18261	21A		\$32,083.00
2018	1	3399	6206184	Burien CDBG Prog Admin C18271	21A		\$30,834.25
2018	1	3399	6230698	Burien CDBG Prog Admin C18271	21A		\$11,072.75
Total					21A	Matrix Code	\$1,220,224.06
							\$1,220,224.06



U.S. Department of Housing and Urban Development
Office of Community Planning and Development
Integrated Disbursement and Information System
PR91 - ESG Financial Summary
KING COUNTY, WA
2011

DATE: 03-29-19
TIME: 12:18
PAGE: 1

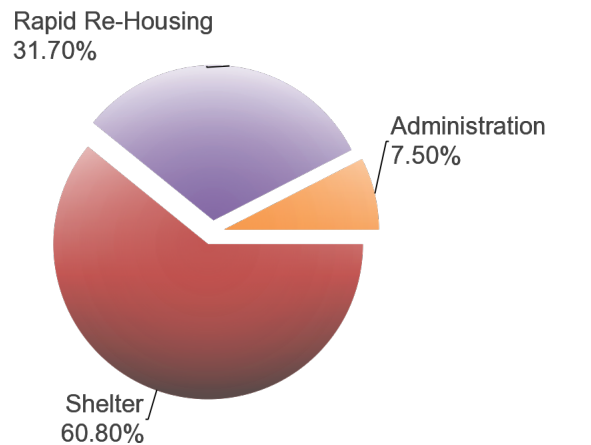
ESG Program Level Summary

Grant Number	Total Grant Amount	Total Funds Committed	Total Funds Available to Commit	% of Grant Funds Not Committed	Grant Funds Drawn	% of Grant Funds Drawn	Available to Draw	% Remaining to Draw
E11UC530002	\$308,953.00	\$308,953.00	\$0.00	0.00%	\$308,953.00	100.00%	\$0.00	0.00%

ESG Program Components

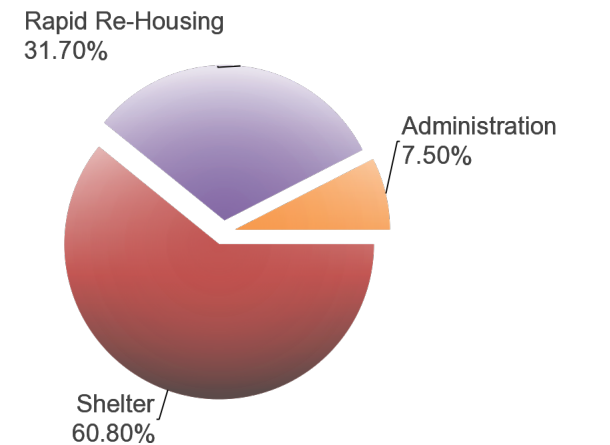
Activity Type	Total Committed to Activities	% of Grant Committed	Drawn Amount	% of Grant Drawn
Street Outreach	\$0.00	0.00%	\$0.00	0.00%
Shelter	\$187,844.00	60.80%	\$187,844.00	60.80%
Homeless Prevention	\$0.00	0.00%	\$0.00	0.00%
Rapid Re-Housing	\$97,938.00	31.70%	\$97,938.00	31.70%
Data Collection (HMIS)	\$0.00	0.00%	\$0.00	0.00%
Administration	\$23,171.00	7.50%	\$23,171.00	7.50%
Funds Not Committed	\$0.00	0.00%	\$0.00	0.00%
Funds Remaining to Draw	\$0.00	0.00%	\$0.00	0.00%
Total	\$308,953.00	100.00%	\$308,953.00	100.00%

Funds Committed



Street Outreach Shelter Homeless Prevention Rapid Re-Housing
Data Collection (HMIS) Administration Funds Not Committed Funds Remaining to Draw

Funds Drawn



Street Outreach Shelter Homeless Prevention Rapid Re-Housing
Data Collection (HMIS) Administration Funds Not Committed Funds Remaining to Draw



U.S. Department of Housing and Urban Development
Office of Community Planning and Development
Integrated Disbursement and Information System
PR91 - ESG Financial Summary
KING COUNTY, WA
2011

DATE: 03-29-19
TIME: 12:18
PAGE: 2

24-Month Grant Expenditure Deadline

All of the recipient's grant must be expended for eligible activity costs within 24 months after the date HUD signs the grant agreement with the recipient. Expenditure means either an actual cash disbursement for a direct charge for a good or service or an indirect cost or the accrual of a direct charge for a good or service or an indirect cost. This report uses draws in IDIS to measure expenditures. HUD allocated Fiscal Year 2011 ESG funds in two allocations. For FY2011, this Obligation Date is the date of the first allocation. This report does not list the Obligation Date, does not calculate the Expenditure Deadline, and does not track the Days Remaining for the FY 2011 second allocation.

Grant Amount: **\$308,953.00**

Grant Number	Draws to Date	HUD Obligation Date	Expenditure Deadline	Days Remaining to Meet Requirement Date	Expenditures Required
E11UC530002	\$308,953.00	09/10/2012	09/10/2014	(1,661)	\$0.00

60% Cap on Emergency Shelter and Street Outreach

The cap refers to the total amount of the recipient's fiscal year grant, allowed for emergency shelter and street outreach activities, is capped at 60 percent. This amount cannot exceed the greater of: (1) 60% of the overall grant for the year; or, (2) the amount of Fiscal Year 2010 ESG funds committed for homeless assistance activities.

Amount Committed to Shelter	Amount Committed to Street Outreach	Total Amount Committed to Shelter and Street Outreach	% Committed to Shelter and Street Outreach	2010 Funds Committed to Homeless Assistance Activities	Total Drawn for Shelter and Street Outreach	% Drawn for Shelter and Street Outreach
\$187,844.00	\$0.00	\$187,844.00	60.80%	\$188,189.00	\$187,844.00	60.80%

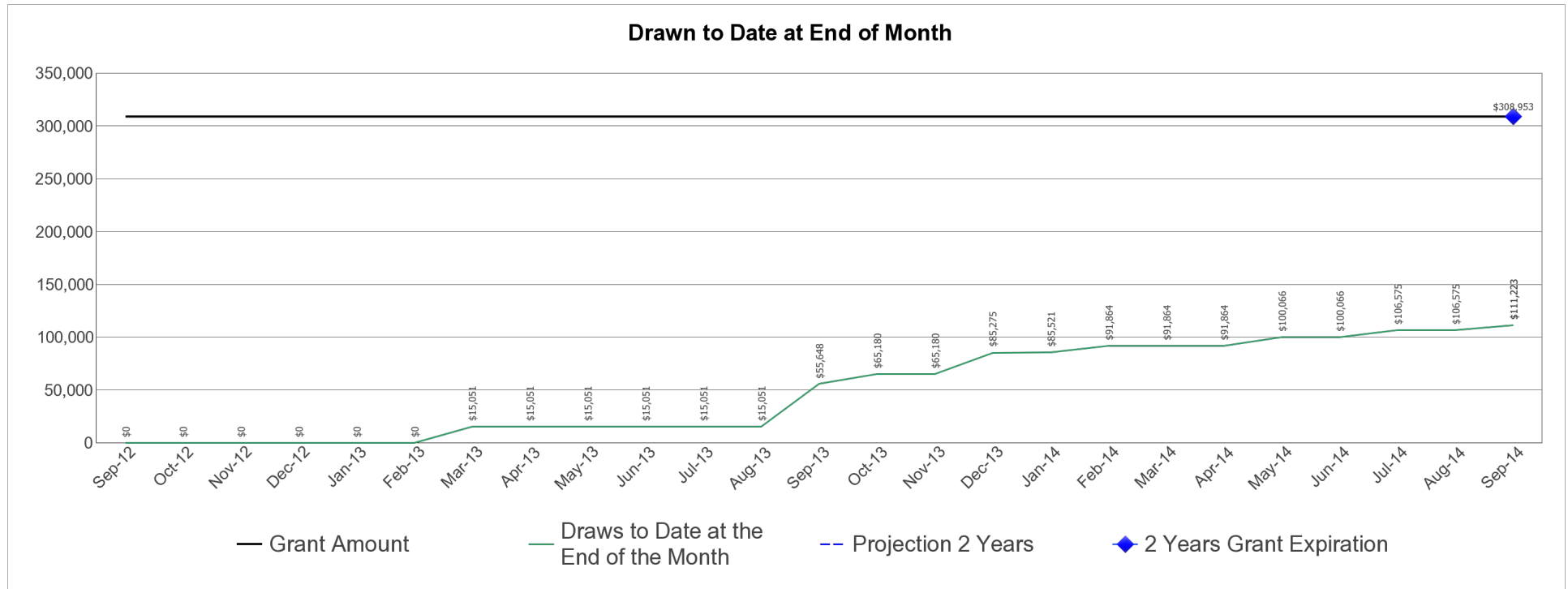


U.S. Department of Housing and Urban Development
Office of Community Planning and Development
Integrated Disbursement and Information System
PR91 - ESG Financial Summary
KING COUNTY, WA
2011

DATE: 03-29-19
TIME: 12:18
PAGE: 3

ESG Draws By Month (at the total grant level):

Grant Amount: 308,953.00



ESG Draws By Quarter (at the total grant level):

Quarter End Date	Draws for the Quarter	Draws to Date at the End of the Quarter	% Drawn for the Quarter	% Drawn to Date at End of Quarter
09/30/2012	\$0.00	\$0.00	0.00%	0.00%
12/31/2012	\$0.00	\$0.00	0.00%	0.00%
03/31/2013	\$15,050.73	\$15,050.73	4.87%	4.87%
06/30/2013	\$0.00	\$15,050.73	0.00%	4.87%
09/30/2013	\$40,597.47	\$55,648.20	13.14%	18.01%
12/31/2013	\$29,627.12	\$85,275.32	9.59%	27.60%
03/31/2014	\$6,588.57	\$91,863.89	2.13%	29.73%
06/30/2014	\$8,202.02	\$100,065.91	2.65%	32.39%
09/30/2014	\$11,157.09	\$111,223.00	3.61%	36.00%



U.S. Department of Housing and Urban Development
Office of Community Planning and Development
Integrated Disbursement and Information System
PR91 - ESG Financial Summary
KING COUNTY, WA
2011

DATE: 03-29-19
TIME: 12:18
PAGE: 4

ESG Subrecipient Commitments and Draws by Activity Category :

Subrecipient	Activity Type	Committed	Drawn
KING COUNTY	Shelter	\$16,537.53	\$16,537.53
	Rapid Re-Housing	\$97,938.00	\$97,938.00
	Administration	\$23,171.00	\$23,171.00
	Total	\$137,646.53	\$137,646.53
	Total Remaining to be Drawn		\$0.00
	Percentage Remaining to be Drawn		0.00%
SOLID GROUND	Shelter	\$26,132.00	\$26,132.00
	Total	\$26,132.00	\$26,132.00
	Total Remaining to be Drawn		\$0.00
	Percentage Remaining to be Drawn		0.00%
DOMESTIC ABUSED WOMEN'S NETWORK	Shelter	\$37,133.00	\$37,133.00
	Total	\$37,133.00	\$37,133.00
	Total Remaining to be Drawn		\$0.00
	Percentage Remaining to be Drawn		0.00%
HOPELINK	Shelter	\$61,705.00	\$61,705.00
	Total	\$61,705.00	\$61,705.00
	Total Remaining to be Drawn		\$0.00
	Percentage Remaining to be Drawn		0.00%
MULTI-SERVICE CENTER	Shelter	\$36,458.47	\$36,458.47
	Total	\$36,458.47	\$36,458.47
	Total Remaining to be Drawn		\$0.00
	Percentage Remaining to be Drawn		0.00%
YWCA OF SEATTLE, KING AND SNOHOMISH COUNTY	Shelter	\$9,878.00	\$9,878.00
	Total	\$9,878.00	\$9,878.00
	Total Remaining to be Drawn		\$0.00
	Percentage Remaining to be Drawn		0.00%



U.S. Department of Housing and Urban Development
Office of Community Planning and Development
Integrated Disbursement and Information System
PR91 - ESG Financial Summary
KING COUNTY, WA
2011

DATE: 03-29-19
TIME: 12:18
PAGE: 5

ESG Subrecipients by Activity Category

Activity Type	Subecipient
Shelter	KING COUNTY
	SOLID GROUND
	DOMESTIC ABUSED WOMEN'S NETWORK
	HOPELINK
	MULTI-SERVICE CENTER
	YWCA OF SEATTLE, KING AND SNOHOMISH COUNTY
Rapid Re-Housing	KING COUNTY
Administration	KING COUNTY



U.S. Department of Housing and Urban Development
Office of Community Planning and Development
Integrated Disbursement and Information System
PR91 - ESG Financial Summary
KING COUNTY, WA
2012

DATE: 03-29-19
TIME: 12:18
PAGE: 6

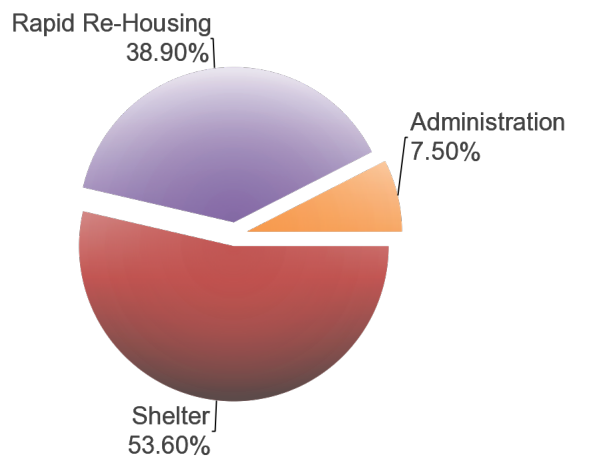
ESG Program Level Summary

Grant Number	Total Grant Amount	Total Funds Committed	Total Funds Available to Commit	% of Grant Funds Not Committed	Grant Funds Drawn	% of Grant Funds Drawn	Available to Draw	% Remaining to Draw
E12UC530002	\$350,424.00	\$350,424.00	\$0.00	0.00%	\$350,424.00	100.00%	\$0.00	0.00%

ESG Program Components

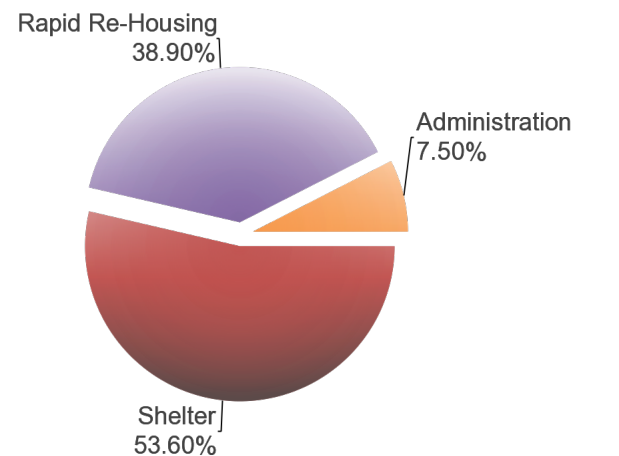
Activity Type	Total Committed to Activities	% of Grant Committed	Drawn Amount	% of Grant Drawn
Street Outreach	\$0.00	0.00%	\$0.00	0.00%
Shelter	\$187,844.00	53.60%	\$187,844.00	53.60%
Homeless Prevention	\$0.00	0.00%	\$0.00	0.00%
Rapid Re-Housing	\$136,298.20	38.90%	\$136,298.20	38.90%
Data Collection (HMIS)	\$0.00	0.00%	\$0.00	0.00%
Administration	\$26,281.80	7.50%	\$26,281.80	7.50%
Funds Not Committed	\$0.00	0.00%	\$0.00	0.00%
Funds Remaining to Draw	\$0.00	0.00%	\$0.00	0.00%
Total	\$350,424.00	100.00%	\$350,424.00	100.00%

Funds Committed



Street Outreach Shelter Homeless Prevention Rapid Re-Housing
Data Collection (HMIS) Administration Funds Not Committed Funds Remaining to Draw

Funds Drawn



Street Outreach Shelter Homeless Prevention Rapid Re-Housing
Data Collection (HMIS) Administration Funds Not Committed Funds Remaining to Draw



U.S. Department of Housing and Urban Development
Office of Community Planning and Development
Integrated Disbursement and Information System
PR91 - ESG Financial Summary
KING COUNTY, WA
2012

DATE: 03-29-19
TIME: 12:18
PAGE: 7

24-Month Grant Expenditure Deadline

All of the recipient's grant must be expended for eligible activity costs within 24 months after the date HUD signs the grant agreement with the recipient. Expenditure means either an actual cash disbursement for a direct charge for a good or service or an indirect cost or the accrual of a direct charge for a good or service or an indirect cost. This report uses draws in IDIS to measure expenditures. HUD allocated Fiscal Year 2011 ESG funds in two allocations. For FY2011, this Obligation Date is the date of the first allocation. This report does not list the Obligation Date, does not calculate the Expenditure Deadline, and does not track the Days Remaining for the FY 2011 second allocation.

Grant Amount: **\$350,424.00**

Grant Number	Draws to Date	HUD Obligation Date	Expenditure Deadline	Days Remaining to Meet Requirement Date	Expenditures Required
E12UC530002	\$350,424.00	04/04/2012	04/04/2014	(1,820)	\$0.00

60% Cap on Emergency Shelter and Street Outreach

The cap refers to the total amount of the recipient's fiscal year grant, allowed for emergency shelter and street outreach activities, is capped at 60 percent. This amount cannot exceed the greater of: (1) 60% of the overall grant for the year; or, (2) the amount of Fiscal Year 2010 ESG funds committed for homeless assistance activities.

Amount Committed to Shelter	Amount Committed to Street Outreach	Total Amount Committed to Shelter and Street Outreach	% Committed to Shelter and Street Outreach	2010 Funds Committed to Homeless Assistance Activities	Total Drawn for Shelter and Street Outreach	% Drawn for Shelter and Street Outreach
\$187,844.00	\$0.00	\$187,844.00	53.60%	\$188,189.00	\$187,844.00	53.60%

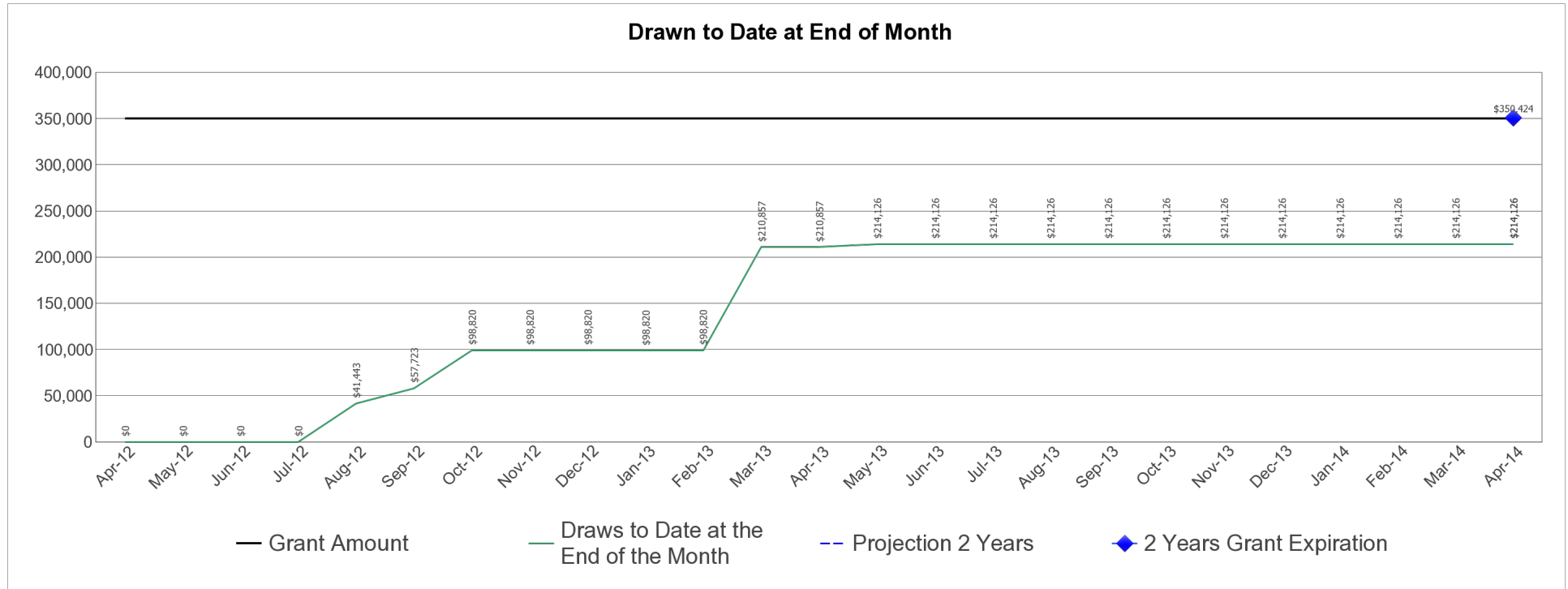


U.S. Department of Housing and Urban Development
Office of Community Planning and Development
Integrated Disbursement and Information System
PR91 - ESG Financial Summary
KING COUNTY, WA
2012

DATE: 03-29-19
TIME: 12:18
PAGE: 8

ESG Draws By Month (at the total grant level):

Grant Amount: 350,424.00



ESG Draws By Quarter (at the total grant level):

Quarter End Date	Draws for the Quarter	Draws to Date at the End of the Quarter	% Drawn for the Quarter	% Drawn to Date at End of Quarter
06/30/2012	\$0.00	\$0.00	0.00%	0.00%
09/30/2012	\$57,723.19	\$57,723.19	16.47%	16.47%
12/31/2012	\$41,097.26	\$98,820.45	11.73%	28.20%
03/31/2013	\$112,036.82	\$210,857.27	31.97%	60.17%
06/30/2013	\$3,268.53	\$214,125.80	0.93%	61.10%
09/30/2013	\$0.00	\$214,125.80	0.00%	61.10%
12/31/2013	\$0.00	\$214,125.80	0.00%	61.10%
03/31/2014	\$0.00	\$214,125.80	0.00%	61.10%
06/30/2014	\$0.00	\$214,125.80	0.00%	61.10%



U.S. Department of Housing and Urban Development
Office of Community Planning and Development
Integrated Disbursement and Information System
PR91 - ESG Financial Summary
KING COUNTY, WA
2012

DATE: 03-29-19
TIME: 12:18
PAGE: 9

ESG Subrecipient Commitments and Draws by Activity Category :

Subrecipient	Activity Type	Committed	Drawn
KING COUNTY	Administration	\$26,281.80	\$26,281.80
	Total	\$26,281.80	\$26,281.80
	Total Remaining to be Drawn		\$0.00
	Percentage Remaining to be Drawn		0.00%
HOPELINK - AVONDALE PARK	Shelter	\$44,619.00	\$44,619.00
	Total	\$44,619.00	\$44,619.00
	Total Remaining to be Drawn		\$0.00
	Percentage Remaining to be Drawn		0.00%
HOPELINK - KENMORE	Shelter	\$36,153.00	\$36,153.00
	Total	\$36,153.00	\$36,153.00
	Total Remaining to be Drawn		\$0.00
	Percentage Remaining to be Drawn		0.00%
MULTI SERVICE CENTER FAMILY SHELTER	Shelter	\$45,600.00	\$45,600.00
	Total	\$45,600.00	\$45,600.00
	Total Remaining to be Drawn		\$0.00
	Percentage Remaining to be Drawn		0.00%
YWCA FAMILY SHELTER	Shelter	\$61,472.00	\$61,472.00
	Total	\$61,472.00	\$61,472.00
	Total Remaining to be Drawn		\$0.00
	Percentage Remaining to be Drawn		0.00%
Downtown Emergency Service Center	Rapid Re-Housing	\$35,935.21	\$35,935.21
	Total	\$35,935.21	\$35,935.21
	Total Remaining to be Drawn		\$0.00
	Percentage Remaining to be Drawn		0.00%
Catholic Community Services	Rapid Re-Housing	\$100,000.00	\$100,000.00
	Total	\$100,000.00	\$100,000.00
	Total Remaining to be Drawn		\$0.00
	Percentage Remaining to be Drawn		0.00%
Catholic Community Services of King County	Rapid Re-Housing	\$362.99	\$362.99
	Total	\$362.99	\$362.99
	Total Remaining to be Drawn		\$0.00
	Percentage Remaining to be Drawn		0.00%



U.S. Department of Housing and Urban Development
Office of Community Planning and Development
Integrated Disbursement and Information System
PR91 - ESG Financial Summary
KING COUNTY, WA
2012

DATE: 03-29-19
TIME: 12:18
PAGE: 10

ESG Subrecipients by Activity Category

Activity Type	Subecipient
Shelter	HOPELINK - AVONDALE PARK
	HOPELINK - KENMORE
	MULTI SERVICE CENTER FAMILY SHELTER
	YWCA FAMILY SHELTER
Rapid Re-Housing	Downtown Emergency Service Center
	Catholic Community Services
	Catholic Community Services of King County
Administration	KING COUNTY



U.S. Department of Housing and Urban Development
Office of Community Planning and Development
Integrated Disbursement and Information System
PR91 - ESG Financial Summary
KING COUNTY, WA
2013

DATE: 03-29-19
TIME: 12:18
PAGE: 11

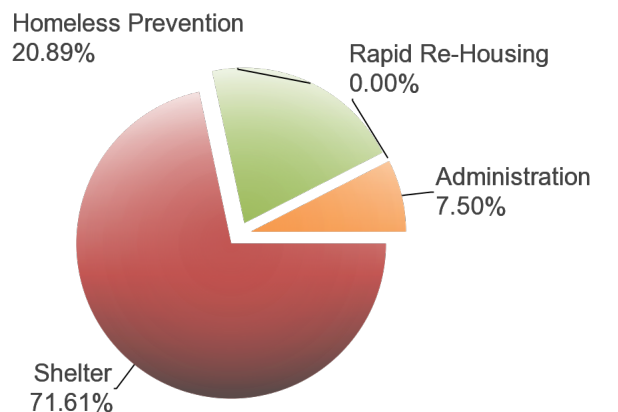
ESG Program Level Summary

Grant Number	Total Grant Amount	Total Funds Committed	Total Funds Available to Commit	% of Grant Funds Not Committed	Grant Funds Drawn	% of Grant Funds Drawn	Available to Draw	% Remaining to Draw
E13UC530002	\$262,328.00	\$262,328.00	\$0.00	0.00%	\$262,328.00	100.00%	\$0.00	0.00%

ESG Program Components

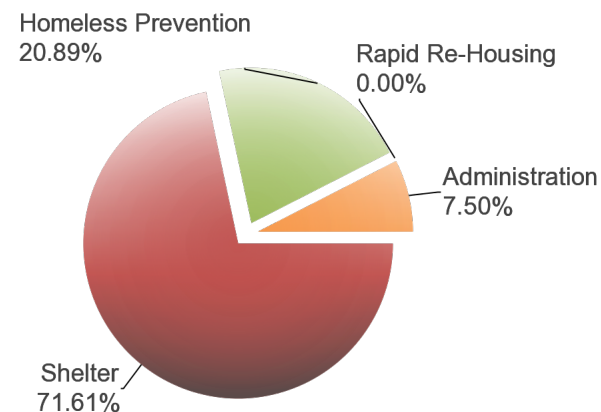
Activity Type	Total Committed to Activities	% of Grant Committed	Drawn Amount	% of Grant Drawn
Street Outreach	\$0.00	0.00%	\$0.00	0.00%
Shelter	\$187,844.00	71.61%	\$187,844.00	71.61%
Homeless Prevention	\$54,809.00	20.89%	\$54,809.00	20.89%
Rapid Re-Housing	\$0.40	0.00%	\$0.40	0.00%
Data Collection (HMIS)	\$0.00	0.00%	\$0.00	0.00%
Administration	\$19,674.60	7.50%	\$19,674.60	7.50%
Funds Not Committed	\$0.00	0.00%	\$0.00	0.00%
Funds Remaining to Draw	\$0.00	0.00%	\$0.00	0.00%
Total	\$262,328.00	100.00%	\$262,328.00	100.00%

Funds Committed



Street Outreach Shelter Homeless Prevention Rapid Re-Housing
Data Collection (HMIS) Administration Funds Not Committed Funds Remaining to Draw

Funds Drawn



Street Outreach Shelter Homeless Prevention Rapid Re-Housing
Data Collection (HMIS) Administration Funds Not Committed Funds Remaining to Draw



U.S. Department of Housing and Urban Development
Office of Community Planning and Development
Integrated Disbursement and Information System
PR91 - ESG Financial Summary
KING COUNTY, WA
2013

DATE: 03-29-19
TIME: 12:18
PAGE: 12

24-Month Grant Expenditure Deadline

All of the recipient's grant must be expended for eligible activity costs within 24 months after the date HUD signs the grant agreement with the recipient. Expenditure means either an actual cash disbursement for a direct charge for a good or service or an indirect cost or the accrual of a direct charge for a good or service or an indirect cost. This report uses draws in IDIS to measure expenditures. HUD allocated Fiscal Year 2011 ESG funds in two allocations. For FY2011, this Obligation Date is the date of the first allocation. This report does not list the Obligation Date, does not calculate the Expenditure Deadline, and does not track the Days Remaining for the FY 2011 second allocation.

Grant Amount: \$262,328.00

Grant Number	Draws to Date	HUD Obligation Date	Expenditure Deadline	Days Remaining to Meet Requirement Date	Expenditures Required
E13UC530002	\$262,328.00	08/22/2013	08/22/2015	(1,315)	\$0.00

60% Cap on Emergency Shelter and Street Outreach

The cap refers to the total amount of the recipient's fiscal year grant, allowed for emergency shelter and street outreach activities, is capped at 60 percent. This amount cannot exceed the greater of: (1) 60% of the overall grant for the year; or, (2) the amount of Fiscal Year 2010 ESG funds committed for homeless assistance activities.

Amount Committed to Shelter	Amount Committed to Street Outreach	Total Amount Committed to Shelter and Street Outreach	% Committed to Shelter and Street Outreach	2010 Funds Committed to Homeless Assistance Activities	Total Drawn for Shelter and Street Outreach	% Drawn for Shelter and Street Outreach
\$187,844.00	\$0.00	\$187,844.00	71.61%	\$188,189.00	\$187,844.00	71.61%

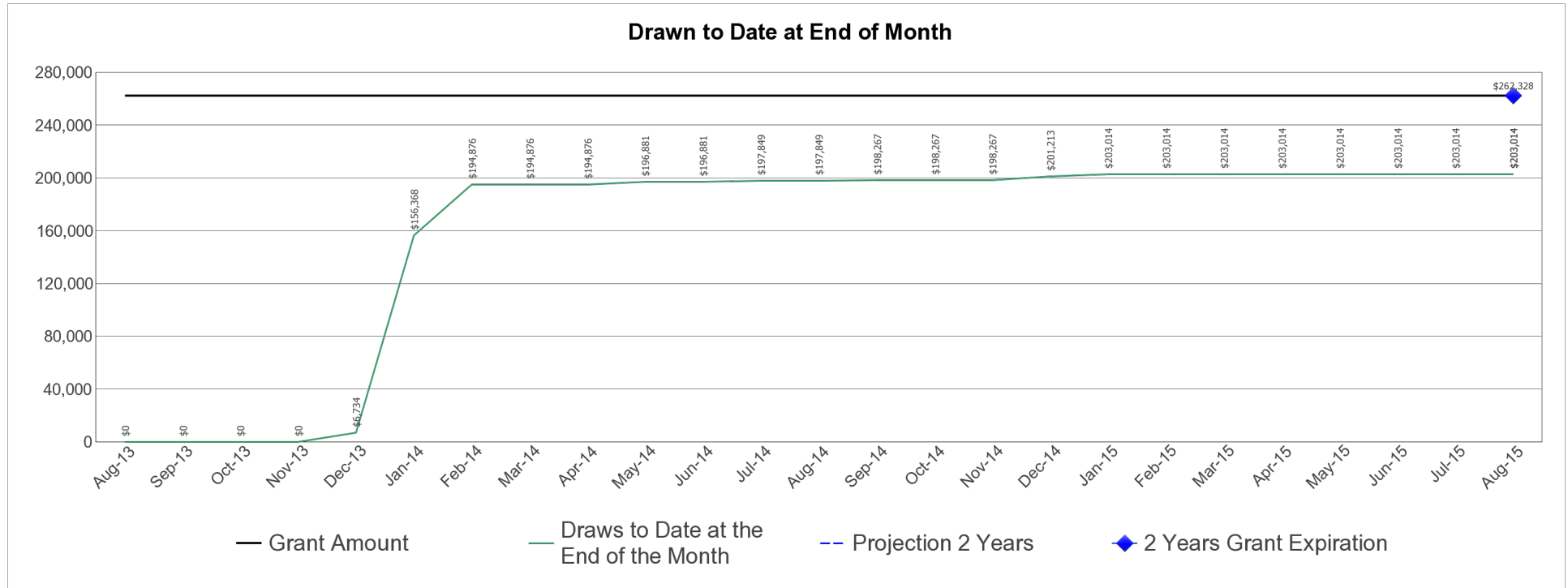


U.S. Department of Housing and Urban Development
Office of Community Planning and Development
Integrated Disbursement and Information System
PR91 - ESG Financial Summary
KING COUNTY, WA
2013

DATE: 03-29-19
TIME: 12:18
PAGE: 13

ESG Draws By Month (at the total grant level):

Grant Amount: 262,328.00



ESG Draws By Quarter (at the total grant level):

Quarter End Date	Draws for the Quarter	Draws to Date at the End of the Quarter	% Drawn for the Quarter	% Drawn to Date at End of Quarter
09/30/2013	\$0.00	\$0.00	0.00%	0.00%
12/31/2013	\$6,734.09	\$6,734.09	2.57%	2.57%
03/31/2014	\$188,141.92	\$194,876.01	71.72%	74.29%
06/30/2014	\$2,004.99	\$196,881.00	0.76%	75.05%
09/30/2014	\$1,386.11	\$198,267.11	0.53%	75.58%
12/31/2014	\$2,946.04	\$201,213.15	1.12%	76.70%
03/31/2015	\$1,800.96	\$203,014.11	0.69%	77.39%
06/30/2015	\$0.00	\$203,014.11	0.00%	77.39%
09/30/2015	\$0.00	\$203,014.11	0.00%	77.39%



U.S. Department of Housing and Urban Development
Office of Community Planning and Development
Integrated Disbursement and Information System
PR91 - ESG Financial Summary
KING COUNTY, WA
2013

DATE: 03-29-19
TIME: 12:18
PAGE: 14

ESG Subrecipient Commitments and Draws by Activity Category :

Subrecipient	Activity Type	Committed	Drawn
KING COUNTY	Administration	\$19,674.60	\$19,674.60
	Total	\$19,674.60	\$19,674.60
	Total Remaining to be Drawn		\$0.00
	Percentage Remaining to be Drawn		0.00%
SOLID GROUND	Homeless Prevention	\$54,809.00	\$54,809.00
	Total	\$54,809.00	\$54,809.00
	Total Remaining to be Drawn		\$0.00
	Percentage Remaining to be Drawn		0.00%
Hopelink -Kenmore Shelter	Shelter	\$36,153.00	\$36,153.00
	Total	\$36,153.00	\$36,153.00
	Total Remaining to be Drawn		\$0.00
	Percentage Remaining to be Drawn		0.00%
Hopelink - Avondale Shelter	Shelter	\$44,619.00	\$44,619.00
	Total	\$44,619.00	\$44,619.00
	Total Remaining to be Drawn		\$0.00
	Percentage Remaining to be Drawn		0.00%
Multi-Service Center - Family Shelter	Shelter	\$45,600.00	\$45,600.00
	Total	\$45,600.00	\$45,600.00
	Total Remaining to be Drawn		\$0.00
	Percentage Remaining to be Drawn		0.00%
YWCA - South King County Family Shelter	Shelter	\$61,472.00	\$61,472.00
	Total	\$61,472.00	\$61,472.00
	Total Remaining to be Drawn		\$0.00
	Percentage Remaining to be Drawn		0.00%
Catholic Community Services of King County	Rapid Re-Housing	\$0.40	\$0.40
	Total	\$0.40	\$0.40
	Total Remaining to be Drawn		\$0.00
	Percentage Remaining to be Drawn		0.00%



U.S. Department of Housing and Urban Development
Office of Community Planning and Development
Integrated Disbursement and Information System
PR91 - ESG Financial Summary
KING COUNTY, WA
2013

DATE: 03-29-19
TIME: 12:18
PAGE: 15

ESG Subrecipients by Activity Category

Activity Type	Subrecipient
Shelter	Hopelink -Kenmore Shelter
	Hopelink - Avondale Shelter
	Multi-Service Center - Family Shelter
	YWCA - South King County Family Shelter
Homeless Prevention	SOLID GROUND
Rapid Re-Housing	Catholic Community Services of King County
Administration	KING COUNTY



U.S. Department of Housing and Urban Development
Office of Community Planning and Development
Integrated Disbursement and Information System
PR91 - ESG Financial Summary
KING COUNTY, WA
2014

DATE: 03-29-19
TIME: 12:18
PAGE: 16

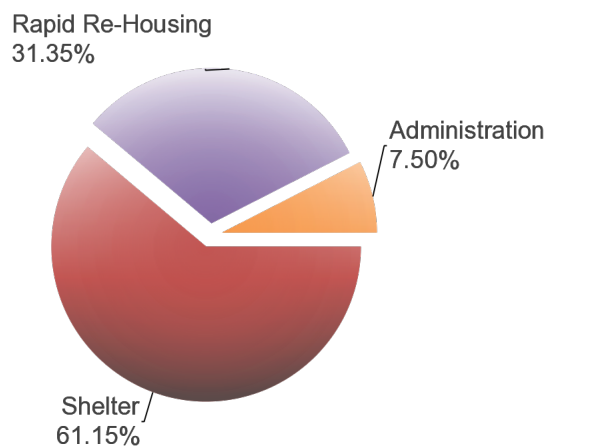
ESG Program Level Summary

Grant Number	Total Grant Amount	Total Funds Committed	Total Funds Available to Commit	% of Grant Funds Not Committed	Grant Funds Drawn	% of Grant Funds Drawn	Available to Draw	% Remaining to Draw
E14UC530002	\$307,168.00	\$307,168.00	\$0.00	0.00%	\$307,168.00	100.00%	\$0.00	0.00%

ESG Program Components

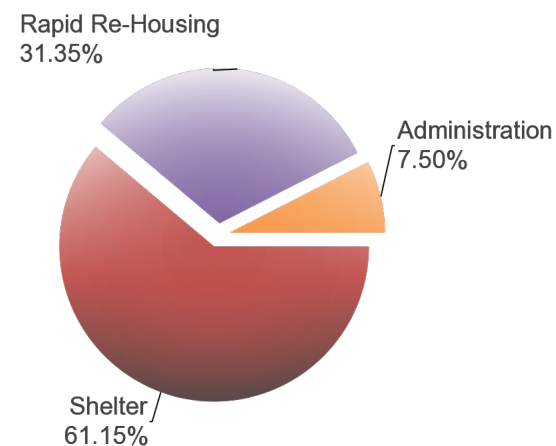
Activity Type	Total Committed to Activities	% of Grant Committed	Drawn Amount	% of Grant Drawn
Street Outreach	\$0.00	0.00%	\$0.00	0.00%
Shelter	\$187,844.00	61.15%	\$187,844.00	61.15%
Homeless Prevention	\$0.00	0.00%	\$0.00	0.00%
Rapid Re-Housing	\$96,287.00	31.35%	\$96,287.00	31.35%
Data Collection (HMIS)	\$0.00	0.00%	\$0.00	0.00%
Administration	\$23,037.00	7.50%	\$23,037.00	7.50%
Funds Not Committed	\$0.00	0.00%	\$0.00	0.00%
Funds Remaining to Draw	\$0.00	0.00%	\$0.00	0.00%
Total	\$307,168.00	100.00%	\$307,168.00	100.00%

Funds Committed



Street Outreach Shelter Homeless Prevention Rapid Re-Housing
Data Collection (HMIS) Administration Funds Not Committed Funds Remaining to Draw

Funds Drawn



Street Outreach Shelter Homeless Prevention Rapid Re-Housing
Data Collection (HMIS) Administration Funds Not Committed Funds Remaining to Draw



U.S. Department of Housing and Urban Development
Office of Community Planning and Development
Integrated Disbursement and Information System
PR91 - ESG Financial Summary
KING COUNTY, WA
2014

DATE: 03-29-19
TIME: 12:18
PAGE: 17

24-Month Grant Expenditure Deadline

All of the recipient's grant must be expended for eligible activity costs within 24 months after the date HUD signs the grant agreement with the recipient. Expenditure means either an actual cash disbursement for a direct charge for a good or service or an indirect cost or the accrual of a direct charge for a good or service or an indirect cost. This report uses draws in IDIS to measure expenditures. HUD allocated Fiscal Year 2011 ESG funds in two allocations. For FY2011, this Obligation Date is the date of the first allocation. This report does not list the Obligation Date, does not calculate the Expenditure Deadline, and does not track the Days Remaining for the FY 2011 second allocation.

Grant Amount: \$307,168.00

Grant Number	Draws to Date	HUD Obligation Date	Expenditure Deadline	Days Remaining to Meet Requirement Date	Expenditures Required
E14UC530002	\$307,168.00	07/07/2014	07/07/2016	(995)	\$0.00

60% Cap on Emergency Shelter and Street Outreach

The cap refers to the total amount of the recipient's fiscal year grant, allowed for emergency shelter and street outreach activities, is capped at 60 percent. This amount cannot exceed the greater of: (1) 60% of the overall grant for the year; or, (2) the amount of Fiscal Year 2010 ESG funds committed for homeless assistance activities.

Amount Committed to Shelter	Amount Committed to Street Outreach	Total Amount Committed to Shelter and Street Outreach	% Committed to Shelter and Street Outreach	2010 Funds Committed to Homeless Assistance Activities	Total Drawn for Shelter and Street Outreach	% Drawn for Shelter and Street Outreach
\$187,844.00	\$0.00	\$187,844.00	61.15%	\$188,189.00	\$187,844.00	61.15%

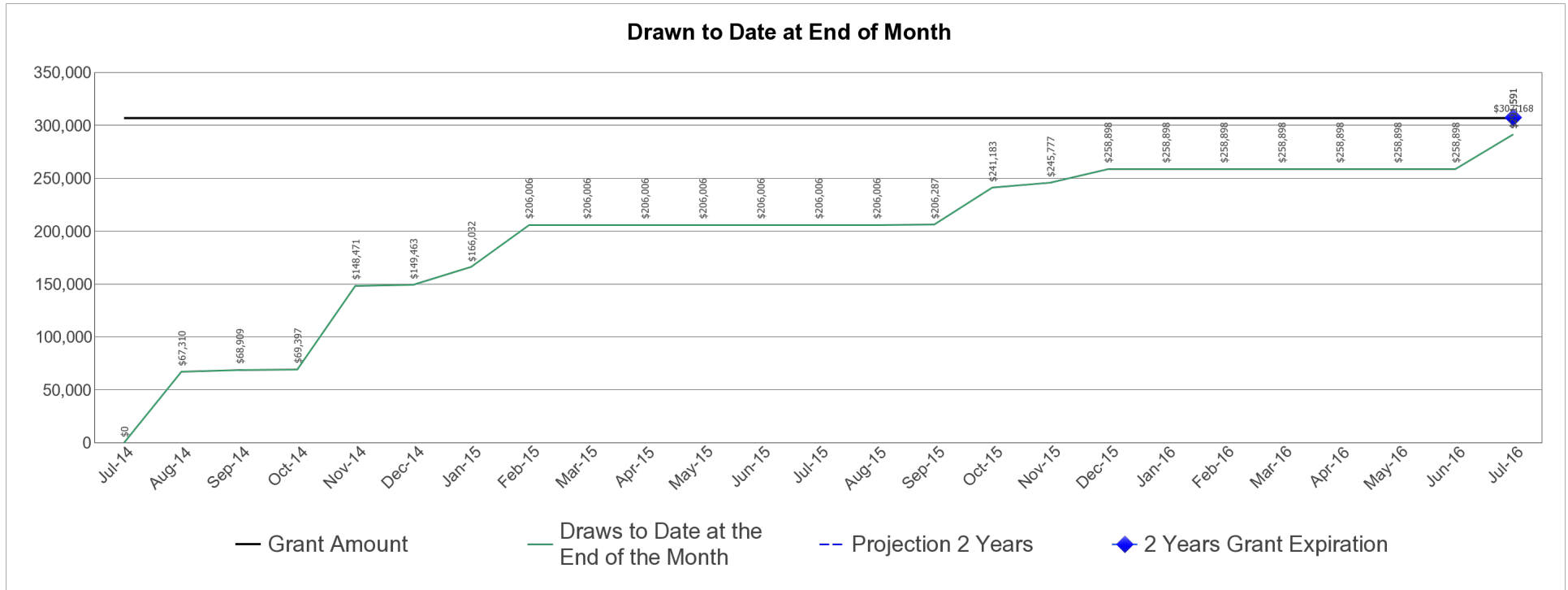


U.S. Department of Housing and Urban Development
Office of Community Planning and Development
Integrated Disbursement and Information System
PR91 - ESG Financial Summary
KING COUNTY, WA
2014

DATE: 03-29-19
TIME: 12:18
PAGE: 18

ESG Draws By Month (at the total grant level):

Grant Amount: 307,168.00



ESG Draws By Quarter (at the total grant level):

Quarter End Date	Draws for the Quarter	Draws to Date at the End of the Quarter	% Drawn for the Quarter	% Drawn to Date at End of Quarter
09/30/2014	\$68,908.76	\$68,908.76	22.43%	22.43%
12/31/2014	\$80,554.65	\$149,463.41	26.22%	48.66%
03/31/2015	\$56,542.83	\$206,006.24	18.41%	67.07%
06/30/2015	\$0.00	\$206,006.24	0.00%	67.07%
09/30/2015	\$280.98	\$206,287.22	0.09%	67.16%
12/31/2015	\$52,611.17	\$258,898.39	17.13%	84.29%
03/31/2016	\$0.00	\$258,898.39	0.00%	84.29%
06/30/2016	\$0.00	\$258,898.39	0.00%	84.29%
09/30/2016	\$48,269.61	\$307,168.00	15.71%	100.00%



U.S. Department of Housing and Urban Development
Office of Community Planning and Development
Integrated Disbursement and Information System
PR91 - ESG Financial Summary
KING COUNTY, WA
2014

DATE: 03-29-19
TIME: 12:18
PAGE: 19

ESG Subrecipient Commitments and Draws by Activity Category :

Subrecipient	Activity Type	Committed	Drawn
KING COUNTY	Administration	\$23,037.00	\$23,037.00
	Total	\$23,037.00	\$23,037.00
	Total Remaining to be Drawn		\$0.00
	Percentage Remaining to be Drawn		0.00%
SOLID GROUND	Rapid Re-Housing	\$15,577.00	\$15,577.00
	Total	\$15,577.00	\$15,577.00
	Total Remaining to be Drawn		\$0.00
	Percentage Remaining to be Drawn		0.00%
HOPELINK (KENMORE SHELTER)	Shelter	\$36,153.00	\$36,153.00
	Total	\$36,153.00	\$36,153.00
	Total Remaining to be Drawn		\$0.00
	Percentage Remaining to be Drawn		0.00%
HOPELINK - AVONDALE PARK	Shelter	\$44,619.00	\$44,619.00
	Total	\$44,619.00	\$44,619.00
	Total Remaining to be Drawn		\$0.00
	Percentage Remaining to be Drawn		0.00%
MULTI SERVICE CENTER FAMILY SHELTER	Shelter	\$45,600.00	\$45,600.00
	Total	\$45,600.00	\$45,600.00
	Total Remaining to be Drawn		\$0.00
	Percentage Remaining to be Drawn		0.00%
YWCA - South King County Family Shelter	Shelter	\$61,472.00	\$61,472.00
	Total	\$61,472.00	\$61,472.00
	Total Remaining to be Drawn		\$0.00
	Percentage Remaining to be Drawn		0.00%
Downtown Emergency Service Center	Rapid Re-Housing	\$73,527.00	\$73,527.00
	Total	\$73,527.00	\$73,527.00
	Total Remaining to be Drawn		\$0.00
	Percentage Remaining to be Drawn		0.00%
Catholic Community Services	Rapid Re-Housing	\$7,183.00	\$7,183.00
	Total	\$7,183.00	\$7,183.00
	Total Remaining to be Drawn		\$0.00
	Percentage Remaining to be Drawn		0.00%



U.S. Department of Housing and Urban Development
Office of Community Planning and Development
Integrated Disbursement and Information System
PR91 - ESG Financial Summary
KING COUNTY, WA
2014

DATE: 03-29-19
TIME: 12:18
PAGE: 20

ESG Subrecipients by Activity Category

Activity Type	Subrecipient
Shelter	HOPELINK (KENMORE SHELTER)
	HOPELINK - AVONDALE PARK
	MULTI SERVICE CENTER FAMILY SHELTER
	YWCA - South King County Family Shelter
Rapid Re-Housing	SOLID GROUND
	Downtown Emergency Service Center
	Catholic Community Services
Administration	KING COUNTY



U.S. Department of Housing and Urban Development
Office of Community Planning and Development
Integrated Disbursement and Information System
PR91 - ESG Financial Summary
KING COUNTY, WA
2015

DATE: 03-29-19
TIME: 12:18
PAGE: 21

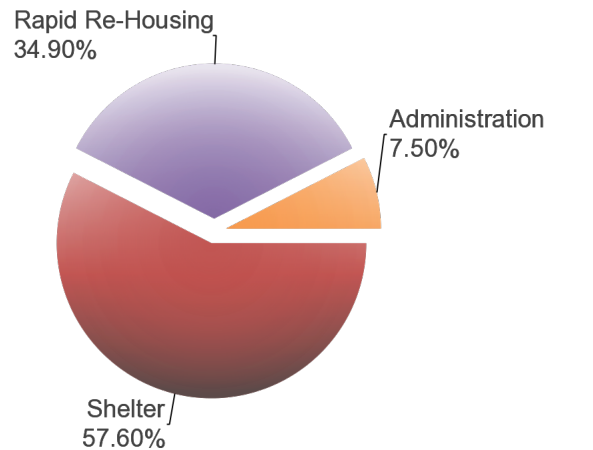
ESG Program Level Summary

Grant Number	Total Grant Amount	Total Funds Committed	Total Funds Available to Commit	% of Grant Funds Not Committed	Grant Funds Drawn	% of Grant Funds Drawn	Available to Draw	% Remaining to Draw
E15UC530001	\$326,105.00	\$326,105.00	\$0.00	0.00%	\$326,105.00	100.00%	\$0.00	0.00%

ESG Program Components

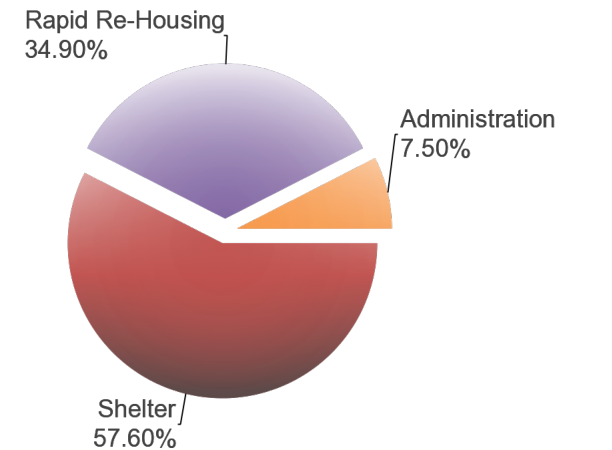
Activity Type	Total Committed to Activities	% of Grant Committed	Drawn Amount	% of Grant Drawn
Street Outreach	\$0.00	0.00%	\$0.00	0.00%
Shelter	\$187,844.00	57.60%	\$187,844.00	57.60%
Homeless Prevention	\$0.00	0.00%	\$0.00	0.00%
Rapid Re-Housing	\$113,803.12	34.90%	\$113,803.12	34.90%
Data Collection (HMIS)	\$0.00	0.00%	\$0.00	0.00%
Administration	\$24,457.88	7.50%	\$24,457.88	7.50%
Funds Not Committed	\$0.00	0.00%	\$0.00	0.00%
Funds Remaining to Draw	\$0.00	0.00%	\$0.00	0.00%
Total	\$326,105.00	100.00%	\$326,105.00	100.00%

Funds Committed



Street Outreach Shelter Homeless Prevention Rapid Re-Housing
Data Collection (HMIS) Administration Funds Not Committed Funds Remaining to Draw

Funds Drawn



Street Outreach Shelter Homeless Prevention Rapid Re-Housing
Data Collection (HMIS) Administration Funds Not Committed Funds Remaining to Draw



U.S. Department of Housing and Urban Development
Office of Community Planning and Development
Integrated Disbursement and Information System
PR91 - ESG Financial Summary
KING COUNTY, WA
2015

DATE: 03-29-19
TIME: 12:18
PAGE: 22

24-Month Grant Expenditure Deadline

All of the recipient's grant must be expended for eligible activity costs within 24 months after the date HUD signs the grant agreement with the recipient. Expenditure means either an actual cash disbursement for a direct charge for a good or service or an indirect cost or the accrual of a direct charge for a good or service or an indirect cost. This report uses draws in IDIS to measure expenditures. HUD allocated Fiscal Year 2011 ESG funds in two allocations. For FY2011, this Obligation Date is the date of the first allocation. This report does not list the Obligation Date, does not calculate the Expenditure Deadline, and does not track the Days Remaining for the FY 2011 second allocation.

Grant Amount: \$326,105.00

Grant Number	Draws to Date	HUD Obligation Date	Expenditure Deadline	Days Remaining to Meet Requirement Date	Expenditures Required
E15UC530001	\$326,105.00	09/23/2015	09/23/2017	(552)	\$0.00

60% Cap on Emergency Shelter and Street Outreach

The cap refers to the total amount of the recipient's fiscal year grant, allowed for emergency shelter and street outreach activities, is capped at 60 percent. This amount cannot exceed the greater of: (1) 60% of the overall grant for the year; or, (2) the amount of Fiscal Year 2010 ESG funds committed for homeless assistance activities.

Amount Committed to Shelter	Amount Committed to Street Outreach	Total Amount Committed to Shelter and Street Outreach	% Committed to Shelter and Street Outreach	2010 Funds Committed to Homeless Assistance Activities	Total Drawn for Shelter and Street Outreach	% Drawn for Shelter and Street Outreach
\$187,844.00	\$0.00	\$187,844.00	57.60%	\$188,189.00	\$187,844.00	57.60%

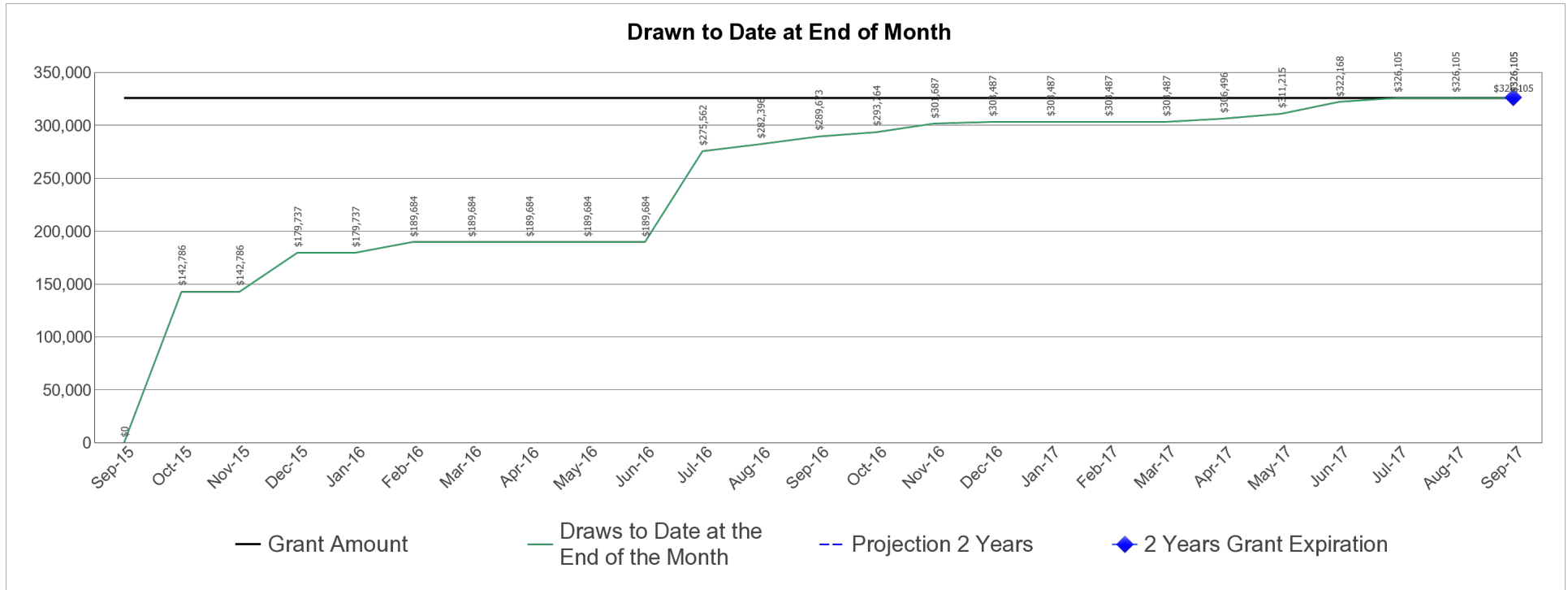


U.S. Department of Housing and Urban Development
Office of Community Planning and Development
Integrated Disbursement and Information System
PR91 - ESG Financial Summary
KING COUNTY, WA
2015

DATE: 03-29-19
TIME: 12:18
PAGE: 23

ESG Draws By Month (at the total grant level):

Grant Amount: 326,105.00



ESG Draws By Quarter (at the total grant level):

Quarter End Date	Draws for the Quarter	Draws to Date at the End of the Quarter	% Drawn for the Quarter	% Drawn to Date at End of Quarter
09/30/2015	\$0.00	\$0.00	0.00%	0.00%
12/31/2015	\$179,737.22	\$179,737.22	55.12%	55.12%
03/31/2016	\$9,946.81	\$189,684.03	3.05%	58.17%
06/30/2016	\$0.00	\$189,684.03	0.00%	58.17%
09/30/2016	\$99,988.59	\$289,672.62	30.66%	88.83%
12/31/2016	\$13,814.41	\$303,487.03	4.24%	93.06%
03/31/2017	\$0.00	\$303,487.03	0.00%	93.06%
06/30/2017	\$18,680.85	\$322,167.88	5.73%	98.79%
09/30/2017	\$3,937.00	\$326,104.88	1.21%	100.00%



U.S. Department of Housing and Urban Development
Office of Community Planning and Development
Integrated Disbursement and Information System
PR91 - ESG Financial Summary
KING COUNTY, WA
2015

DATE: 03-29-19
TIME: 12:18
PAGE: 24

ESG Subrecipient Commitments and Draws by Activity Category :

Subrecipient	Activity Type	Committed	Drawn
KING COUNTY	Shelter	\$0.00	\$0.00
	Homeless Prevention	\$0.00	\$0.00
	Administration	\$24,457.88	\$24,457.88
	Total	\$24,457.88	\$24,457.88
	Total Remaining to be Drawn		\$0.00
	Percentage Remaining to be Drawn		0.00%
MULTI SERVICE CENTER	Shelter	\$71,063.00	\$71,063.00
	Total	\$71,063.00	\$71,063.00
	Total Remaining to be Drawn		\$0.00
	Percentage Remaining to be Drawn		0.00%
Catholic Community Services of King County	Shelter	\$57,234.00	\$57,234.00
	Rapid Re-Housing	\$0.12	\$0.12
	Total	\$57,234.12	\$57,234.12
	Total Remaining to be Drawn		\$0.00
	Percentage Remaining to be Drawn		0.00%
Friends of Youth	Shelter	\$48,624.00	\$48,624.00
	Total	\$48,624.00	\$48,624.00
	Total Remaining to be Drawn		\$0.00
	Percentage Remaining to be Drawn		0.00%
Lifewire	Shelter	\$10,923.00	\$10,923.00
	Total	\$10,923.00	\$10,923.00
	Total Remaining to be Drawn		\$0.00
	Percentage Remaining to be Drawn		0.00%
Downtown Emergency Service Center	Rapid Re-Housing	\$113,803.00	\$113,803.00
	Total	\$113,803.00	\$113,803.00
	Total Remaining to be Drawn		\$0.00
	Percentage Remaining to be Drawn		0.00%



U.S. Department of Housing and Urban Development
Office of Community Planning and Development
Integrated Disbursement and Information System
PR91 - ESG Financial Summary
KING COUNTY, WA
2015

DATE: 03-29-19
TIME: 12:18
PAGE: 25

ESG Subrecipients by Activity Category

Activity Type	Subrecipient
Shelter	KING COUNTY
	MULTI SERVICE CENTER
	Catholic Community Services of King County
	Friends of Youth
	Lifewire
Homeless Prevention	KING COUNTY
Rapid Re-Housing	Catholic Community Services of King County
	Downtown Emergency Service Center
Administration	KING COUNTY



U.S. Department of Housing and Urban Development
Office of Community Planning and Development
Integrated Disbursement and Information System
PR91 - ESG Financial Summary
KING COUNTY, WA
2016

DATE: 03-29-19
TIME: 12:18
PAGE: 26

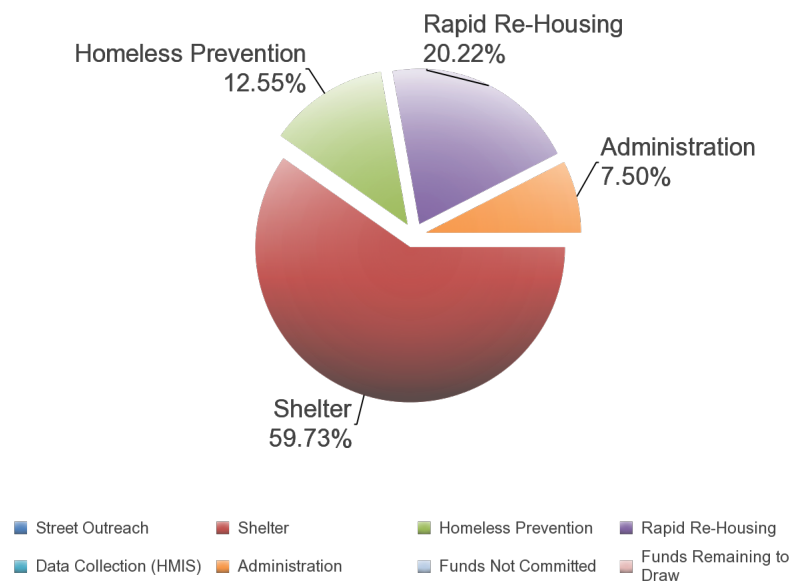
ESG Program Level Summary

Grant Number	Total Grant Amount	Total Funds Committed	Total Funds Available to Commit	% of Grant Funds Not Committed	Grant Funds Drawn	% of Grant Funds Drawn	Available to Draw	% Remaining to Draw
E16UC530001	\$314,480.00	\$314,480.00	\$0.00	0.00%	\$314,446.88	99.99%	\$33.12	0.01%

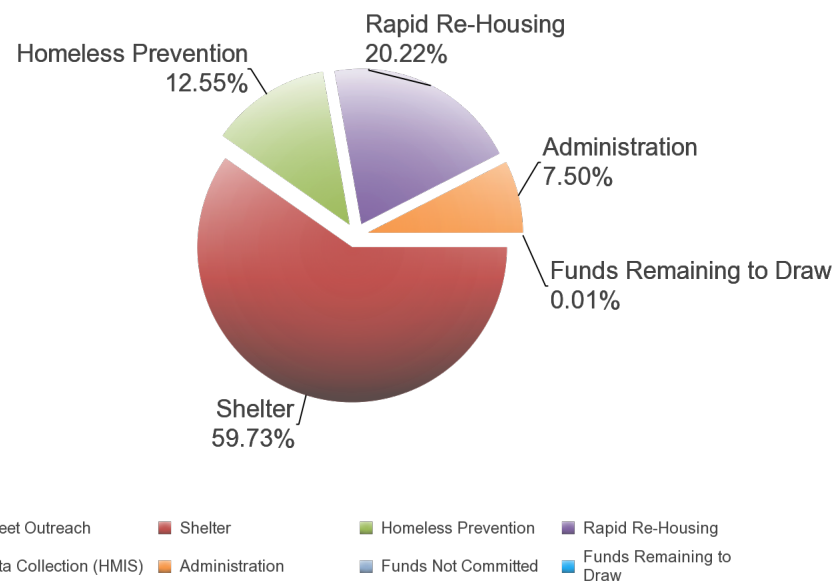
ESG Program Components

Activity Type	Total Committed to Activities	% of Grant Committed	Drawn Amount	% of Grant Drawn
Street Outreach	\$0.00	0.00%	\$0.00	0.00%
Shelter	\$187,844.00	59.73%	\$187,844.00	59.73%
Homeless Prevention	\$39,468.00	12.55%	\$39,468.00	12.55%
Rapid Re-Housing	\$63,582.00	20.22%	\$63,582.00	20.22%
Data Collection (HMIS)	\$0.00	0.00%	\$0.00	0.00%
Administration	\$23,586.00	7.50%	\$23,586.00	7.50%
Funds Not Committed	\$0.00	0.00%	\$0.00	0.00%
Funds Remaining to Draw	\$0.00	0.00%	\$33.12	0.01%
Total	\$314,480.00	100.00%	\$314,513.12	100.01%

Funds Committed



Funds Drawn





U.S. Department of Housing and Urban Development
Office of Community Planning and Development
Integrated Disbursement and Information System
PR91 - ESG Financial Summary
KING COUNTY, WA
2016

DATE: 03-29-19
TIME: 12:18
PAGE: 27

24-Month Grant Expenditure Deadline

All of the recipient's grant must be expended for eligible activity costs within 24 months after the date HUD signs the grant agreement with the recipient. Expenditure means either an actual cash disbursement for a direct charge for a good or service or an indirect cost or the accrual of a direct charge for a good or service or an indirect cost. This report uses draws in IDIS to measure expenditures. HUD allocated Fiscal Year 2011 ESG funds in two allocations. For FY2011, this Obligation Date is the date of the first allocation. This report does not list the Obligation Date, does not calculate the Expenditure Deadline, and does not track the Days Remaining for the FY 2011 second allocation.

Grant Amount: \$314,480.00

Grant Number	Draws to Date	HUD Obligation Date	Expenditure Deadline	Days Remaining to Meet Requirement Date	Expenditures Required
E16UC530001	\$314,446.88	08/22/2016	08/22/2018	(219)	\$33.12

60% Cap on Emergency Shelter and Street Outreach

The cap refers to the total amount of the recipient's fiscal year grant, allowed for emergency shelter and street outreach activities, is capped at 60 percent. This amount cannot exceed the greater of: (1) 60% of the overall grant for the year; or, (2) the amount of Fiscal Year 2010 ESG funds committed for homeless assistance activities.

Amount Committed to Shelter	Amount Committed to Street Outreach	Total Amount Committed to Shelter and Street Outreach	% Committed to Shelter and Street Outreach	2010 Funds Committed to Homeless Assistance Activities	Total Drawn for Shelter and Street Outreach	% Drawn for Shelter and Street Outreach
\$187,844.00	\$0.00	\$187,844.00	59.73%	\$188,189.00	\$187,844.00	59.73%

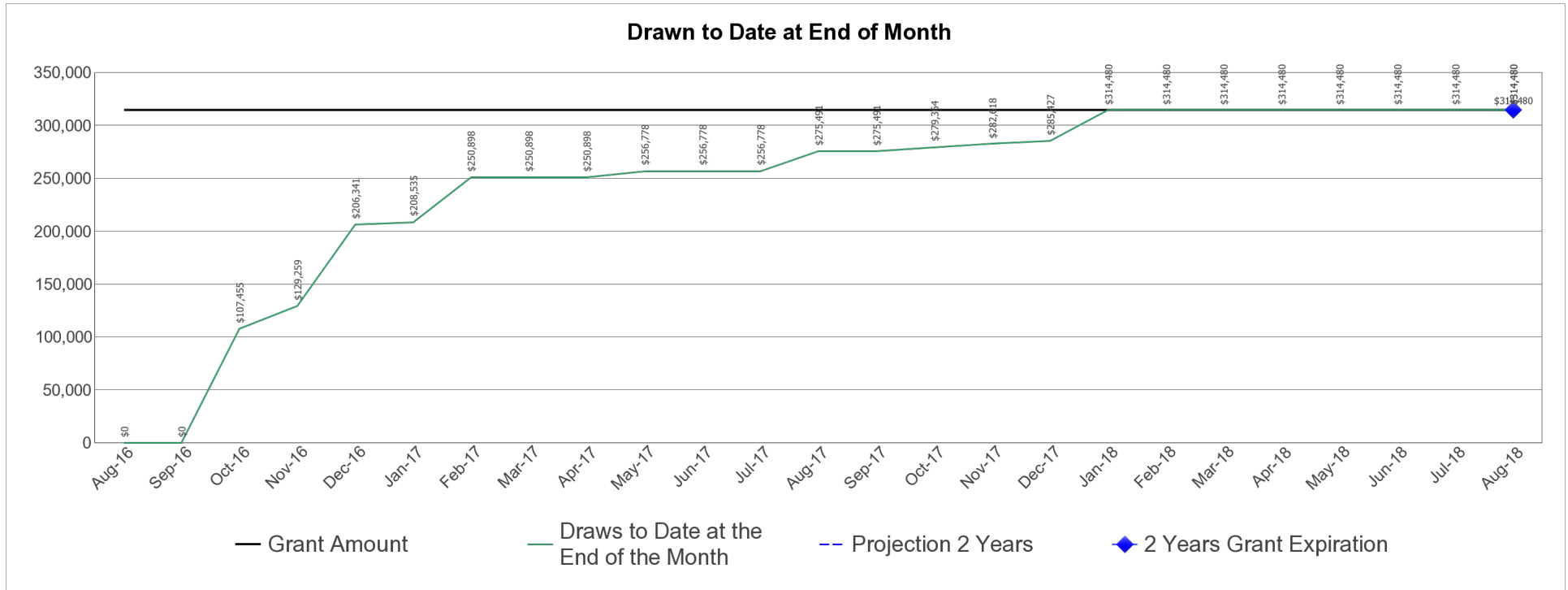


U.S. Department of Housing and Urban Development
Office of Community Planning and Development
Integrated Disbursement and Information System
PR91 - ESG Financial Summary
KING COUNTY, WA
2016

DATE: 03-29-19
TIME: 12:18
PAGE: 28

ESG Draws By Month (at the total grant level):

Grant Amount: 314,480.00



ESG Draws By Quarter (at the total grant level):

Quarter End Date	Draws for the Quarter	Draws to Date at the End of the Quarter	% Drawn for the Quarter	% Drawn to Date at End of Quarter
09/30/2016	\$0.00	\$0.00	0.00%	0.00%
12/31/2016	\$206,341.08	\$206,341.08	65.61%	65.61%
03/31/2017	\$44,556.92	\$250,898.00	14.17%	79.78%
06/30/2017	\$5,879.56	\$256,777.56	1.87%	81.65%
09/30/2017	\$18,713.51	\$275,491.07	5.95%	87.60%
12/31/2017	\$9,936.39	\$285,427.46	3.16%	90.76%
03/31/2018	\$29,052.54	\$314,480.00	9.24%	100.00%
06/30/2018	\$0.00	\$314,480.00	0.00%	100.00%
09/30/2018	(\$110.40)	\$314,369.60	(0.04%)	99.96%



U.S. Department of Housing and Urban Development
Office of Community Planning and Development
Integrated Disbursement and Information System
PR91 - ESG Financial Summary
KING COUNTY, WA
2016

DATE: 03-29-19
TIME: 12:18
PAGE: 29

ESG Subrecipient Commitments and Draws by Activity Category :

Subrecipient	Activity Type	Committed	Drawn
KING COUNTY	Administration	\$23,586.00	\$23,586.00
	Total	\$23,586.00	\$23,586.00
	Total Remaining to be Drawn		\$0.00
	Percentage Remaining to be Drawn		0.00%
SOLID GROUND	Homeless Prevention	\$39,468.00	\$39,468.00
	Total	\$39,468.00	\$39,468.00
	Total Remaining to be Drawn		\$0.00
	Percentage Remaining to be Drawn		0.00%
MULTI SERVICE CENTER FAMILY SHELTER	Shelter	\$75,000.00	\$75,000.00
	Total	\$75,000.00	\$75,000.00
	Total Remaining to be Drawn		\$0.00
	Percentage Remaining to be Drawn		0.00%
Downtown Emergency Service Center	Rapid Re-Housing	\$48,241.00	\$48,241.00
	Total	\$48,241.00	\$48,241.00
	Total Remaining to be Drawn		\$0.00
	Percentage Remaining to be Drawn		0.00%
Catholic Community Services of King County	Shelter	\$53,297.00	\$53,297.00
	Rapid Re-Housing	\$15,341.00	\$15,341.00
	Total	\$68,638.00	\$68,638.00
	Total Remaining to be Drawn		\$0.00
Friends of Youth	Shelter	\$48,624.00	\$48,624.00
	Total	\$48,624.00	\$48,624.00
	Total Remaining to be Drawn		\$0.00
	Percentage Remaining to be Drawn		0.00%
Lifewire	Shelter	\$10,923.00	\$10,923.00
	Total	\$10,923.00	\$10,923.00
	Total Remaining to be Drawn		\$0.00
	Percentage Remaining to be Drawn		0.00%



U.S. Department of Housing and Urban Development
Office of Community Planning and Development
Integrated Disbursement and Information System
PR91 - ESG Financial Summary
KING COUNTY, WA
2016

DATE: 03-29-19
TIME: 12:18
PAGE: 30

ESG Subrecipients by Activity Category

Activity Type	Subrecipient
Shelter	MULTI SERVICE CENTER FAMILY SHELTER
	Catholic Community Services of King County
	Friends of Youth
	Lifewire
Homeless Prevention	SOLID GROUND
Rapid Re-Housing	Downtown Emergency Service Center
	Catholic Community Services of King County
Administration	KING COUNTY



U.S. Department of Housing and Urban Development
Office of Community Planning and Development
Integrated Disbursement and Information System
PR91 - ESG Financial Summary
KING COUNTY, WA
2017

DATE: 03-29-19
TIME: 12:18
PAGE: 31

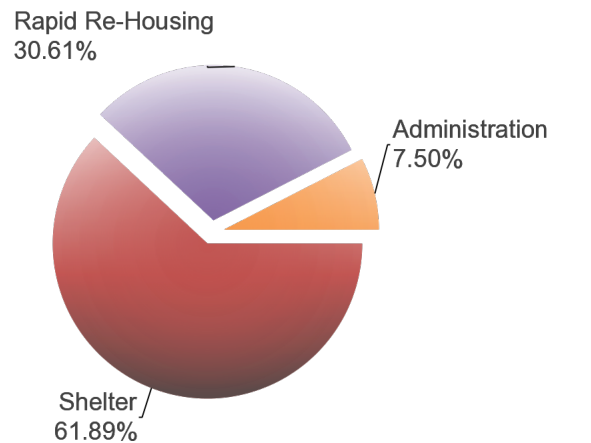
ESG Program Level Summary

Grant Number	Total Grant Amount	Total Funds Committed	Total Funds Available to Commit	% of Grant Funds Not Committed	Grant Funds Drawn	% of Grant Funds Drawn	Available to Draw	% Remaining to Draw
E17UC530001	\$303,495.00	\$303,495.00	\$0.00	0.00%	\$288,154.00	94.95%	\$15,341.00	5.05%

ESG Program Components

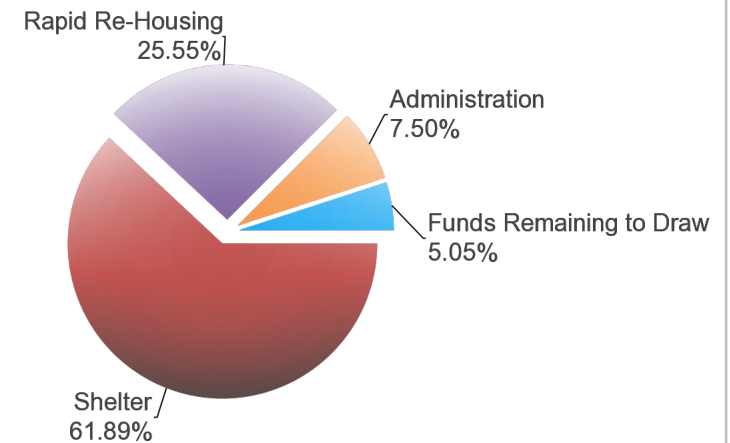
Activity Type	Total Committed to Activities	% of Grant Committed	Drawn Amount	% of Grant Drawn
Street Outreach	\$0.00	0.00%	\$0.00	0.00%
Shelter	\$187,844.00	61.89%	\$187,844.00	61.89%
Homeless Prevention	\$0.00	0.00%	\$0.00	0.00%
Rapid Re-Housing	\$92,889.00	30.61%	\$77,548.00	25.55%
Data Collection (HMIS)	\$0.00	0.00%	\$0.00	0.00%
Administration	\$22,762.00	7.50%	\$22,762.00	7.50%
Funds Not Committed	\$0.00	0.00%	\$0.00	0.00%
Funds Remaining to Draw	\$0.00	0.00%	\$15,341.00	5.05%
Total	\$303,495.00	100.00%	\$303,495.00	100.00%

Funds Committed



Street Outreach Shelter Homeless Prevention Rapid Re-Housing
Data Collection (HMIS) Administration Funds Not Committed Funds Remaining to Draw

Funds Drawn



Street Outreach Shelter Homeless Prevention Rapid Re-Housing
Data Collection (HMIS) Administration Funds Not Committed Funds Remaining to Draw



U.S. Department of Housing and Urban Development
Office of Community Planning and Development
Integrated Disbursement and Information System
PR91 - ESG Financial Summary
KING COUNTY, WA
2017

DATE: 03-29-19
TIME: 12:18
PAGE: 32

24-Month Grant Expenditure Deadline

All of the recipient's grant must be expended for eligible activity costs within 24 months after the date HUD signs the grant agreement with the recipient. Expenditure means either an actual cash disbursement for a direct charge for a good or service or an indirect cost or the accrual of a direct charge for a good or service or an indirect cost. This report uses draws in IDIS to measure expenditures. HUD allocated Fiscal Year 2011 ESG funds in two allocations. For FY2011, this Obligation Date is the date of the first allocation. This report does not list the Obligation Date, does not calculate the Expenditure Deadline, and does not track the Days Remaining for the FY 2011 second allocation.

Grant Amount: \$303,495.00

Grant Number	Draws to Date	HUD Obligation Date	Expenditure Deadline	Days Remaining to Meet Requirement Date	Expenditures Required
E17UC530001	\$288,154.00	09/12/2017	09/12/2019	167	\$15,341.00

60% Cap on Emergency Shelter and Street Outreach

The cap refers to the total amount of the recipient's fiscal year grant, allowed for emergency shelter and street outreach activities, is capped at 60 percent. This amount cannot exceed the greater of: (1) 60% of the overall grant for the year; or, (2) the amount of Fiscal Year 2010 ESG funds committed for homeless assistance activities.

Amount Committed to Shelter	Amount Committed to Street Outreach	Total Amount Committed to Shelter and Street Outreach	% Committed to Shelter and Street Outreach	2010 Funds Committed to Homeless Assistance Activities	Total Drawn for Shelter and Street Outreach	% Drawn for Shelter and Street Outreach
\$187,844.00	\$0.00	\$187,844.00	61.89%	\$188,189.00	\$187,844.00	61.89%

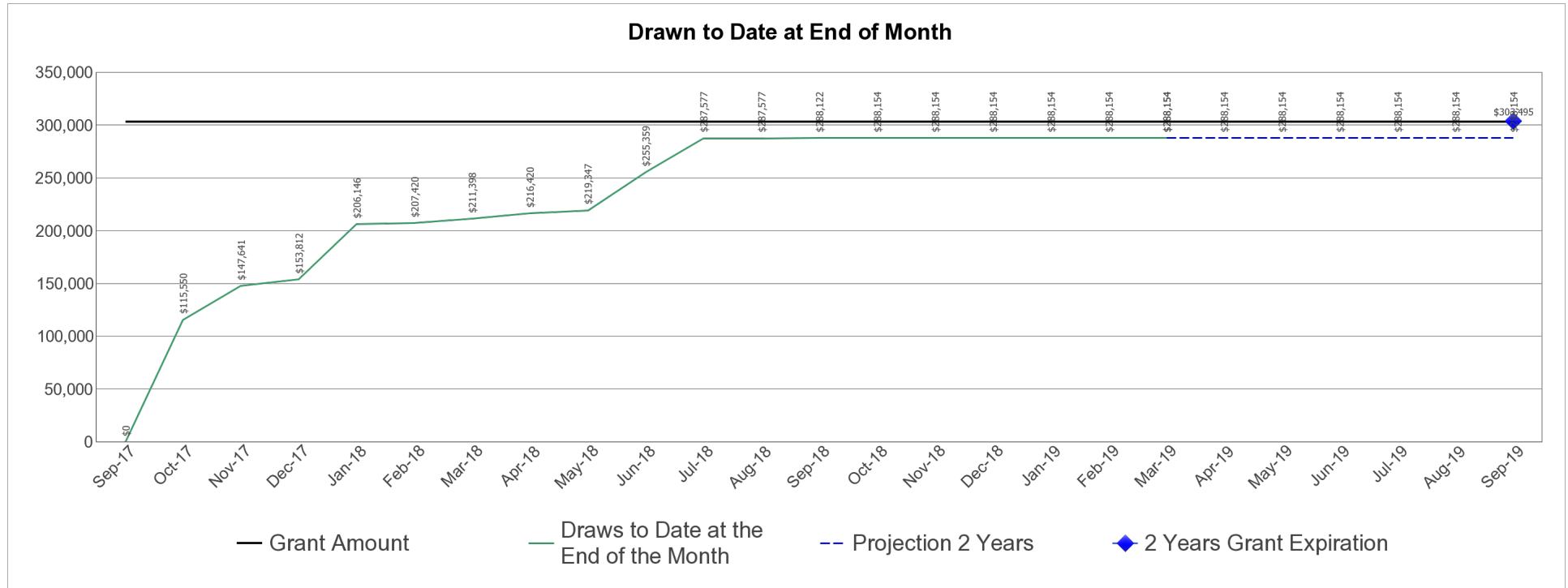


U.S. Department of Housing and Urban Development
Office of Community Planning and Development
Integrated Disbursement and Information System
PR91 - ESG Financial Summary
KING COUNTY, WA
2017

DATE: 03-29-19
TIME: 12:18
PAGE: 33

ESG Draws By Month (at the total grant level):

Grant Amount: 303,495.00



ESG Draws By Quarter (at the total grant level):

Quarter End Date	Draws for the Quarter	Draws to Date at the End of the Quarter	% Drawn for the Quarter	% Drawn to Date at End of Quarter
09/30/2017	\$0.00	\$0.00	0.00%	0.00%
12/31/2017	\$153,812.27	\$153,812.27	50.68%	50.68%
03/31/2018	\$57,585.95	\$211,398.22	18.97%	69.65%
06/30/2018	\$43,960.75	\$255,358.97	14.48%	84.14%
09/30/2018	\$32,763.47	\$288,122.44	10.80%	94.93%
12/31/2018	\$31.56	\$288,154.00	0.01%	94.95%
03/31/2019	\$0.00	\$288,154.00	0.00%	94.95%



U.S. Department of Housing and Urban Development
Office of Community Planning and Development
Integrated Disbursement and Information System
PR91 - ESG Financial Summary
KING COUNTY, WA
2017

DATE: 03-29-19
TIME: 12:18
PAGE: 34

ESG Subrecipient Commitments and Draws by Activity Category :

Subrecipient	Activity Type	Committed	Drawn
KING COUNTY	Administration	\$22,762.00	\$22,762.00
	Total	\$22,762.00	\$22,762.00
	Total Remaining to be Drawn		\$0.00
	Percentage Remaining to be Drawn		0.00%
YWCA OF SEATTLE, KING AND SNOHOMISH COUNTY	Shelter	\$23,297.00	\$23,297.00
	Total	\$23,297.00	\$23,297.00
	Total Remaining to be Drawn		\$0.00
	Percentage Remaining to be Drawn		0.00%
Downtown Emergency Service Center	Rapid Re-Housing	\$72,889.00	\$72,889.00
	Total	\$72,889.00	\$72,889.00
	Total Remaining to be Drawn		\$0.00
	Percentage Remaining to be Drawn		0.00%
Catholic Community Services of King County	Shelter	\$105,000.00	\$105,000.00
	Rapid Re-Housing	\$20,000.00	\$4,659.00
	Total	\$125,000.00	\$109,659.00
	Total Remaining to be Drawn		\$15,341.00
	Percentage Remaining to be Drawn		12.27%
Congregations for the Homeless	Shelter	\$59,547.00	\$59,547.00
	Total	\$59,547.00	\$59,547.00
	Total Remaining to be Drawn		\$0.00
	Percentage Remaining to be Drawn		0.00%



U.S. Department of Housing and Urban Development
Office of Community Planning and Development
Integrated Disbursement and Information System
PR91 - ESG Financial Summary
KING COUNTY, WA
2017

DATE: 03-29-19
TIME: 12:18
PAGE: 35

ESG Subrecipients by Activity Category

Activity Type	Subrecipient
Shelter	YWCA OF SEATTLE, KING AND SNOHOMISH COUNTY
	Catholic Community Services of King County
	Congregations for the Homeless
Rapid Re-Housing	Downtown Emergency Service Center
	Catholic Community Services of King County
Administration	KING COUNTY



U.S. Department of Housing and Urban Development
Office of Community Planning and Development
Integrated Disbursement and Information System
PR91 - ESG Financial Summary
KING COUNTY, WA
2018

DATE: 03-29-19
TIME: 12:18
PAGE: 36

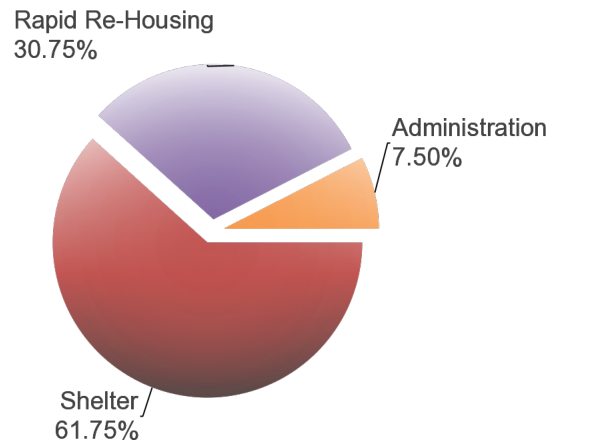
ESG Program Level Summary

Grant Number	Total Grant Amount	Total Funds Committed	Total Funds Available to Commit	% of Grant Funds Not Committed	Grant Funds Drawn	% of Grant Funds Drawn	Available to Draw	% Remaining to Draw
E18UC530001	\$304,190.00	\$304,190.00	\$0.00	0.00%	\$187,234.06	61.55%	\$116,955.94	38.45%

ESG Program Components

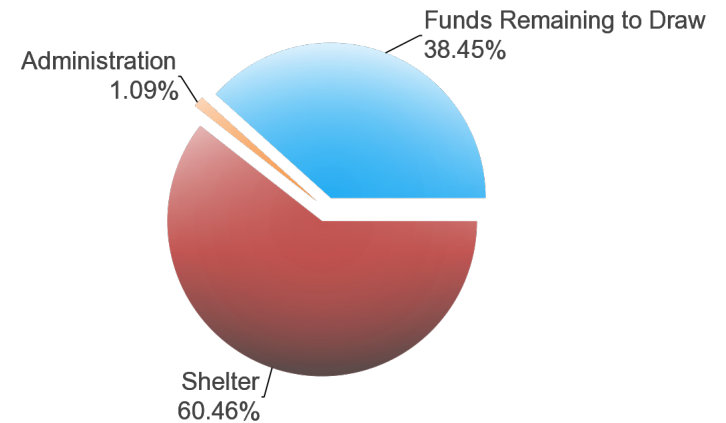
Activity Type	Total Committed to Activities	% of Grant Committed	Drawn Amount	% of Grant Drawn
Street Outreach	\$0.00	0.00%	\$0.00	0.00%
Shelter	\$187,844.00	61.75%	\$183,907.00	60.46%
Homeless Prevention	\$0.00	0.00%	\$0.00	0.00%
Rapid Re-Housing	\$93,532.00	30.75%	\$0.00	0.00%
Data Collection (HMIS)	\$0.00	0.00%	\$0.00	0.00%
Administration	\$22,814.00	7.50%	\$3,327.06	1.09%
Funds Not Committed	\$0.00	0.00%	\$0.00	0.00%
Funds Remaining to Draw	\$0.00	0.00%	\$116,955.94	38.45%
Total	\$304,190.00	100.00%	\$304,190.00	100.00%

Funds Committed



Street Outreach Shelter Homeless Prevention Rapid Re-Housing
Data Collection (HMIS) Administration Funds Not Committed Funds Remaining to Draw

Funds Drawn



Street Outreach Shelter Homeless Prevention Rapid Re-Housing
Data Collection (HMIS) Administration Funds Not Committed Funds Remaining to Draw



U.S. Department of Housing and Urban Development
Office of Community Planning and Development
Integrated Disbursement and Information System
PR91 - ESG Financial Summary
KING COUNTY, WA
2018

DATE: 03-29-19
TIME: 12:18
PAGE: 37

24-Month Grant Expenditure Deadline

All of the recipient's grant must be expended for eligible activity costs within 24 months after the date HUD signs the grant agreement with the recipient. Expenditure means either an actual cash disbursement for a direct charge for a good or service or an indirect cost or the accrual of a direct charge for a good or service or an indirect cost. This report uses draws in IDIS to measure expenditures. HUD allocated Fiscal Year 2011 ESG funds in two allocations. For FY2011, this Obligation Date is the date of the first allocation. This report does not list the Obligation Date, does not calculate the Expenditure Deadline, and does not track the Days Remaining for the FY 2011 second allocation.

Grant Amount: **\$304,190.00**

Grant Number	Draws to Date	HUD Obligation Date	Expenditure Deadline	Days Remaining to Meet Requirement Date	Expenditures Required
E18UC530001	\$187,234.06	08/22/2018	08/22/2020	512	\$116,955.94

60% Cap on Emergency Shelter and Street Outreach

The cap refers to the total amount of the recipient's fiscal year grant, allowed for emergency shelter and street outreach activities, is capped at 60 percent. This amount cannot exceed the greater of: (1) 60% of the overall grant for the year; or, (2) the amount of Fiscal Year 2010 ESG funds committed for homeless assistance activities.

Amount Committed to Shelter	Amount Committed to Street Outreach	Total Amount Committed to Shelter and Street Outreach	% Committed to Shelter and Street Outreach	2010 Funds Committed to Homeless Assistance Activities	Total Drawn for Shelter and Street Outreach	% Drawn for Shelter and Street Outreach
\$187,844.00	\$0.00	\$187,844.00	61.75%	\$188,189.00	\$183,907.00	60.46%

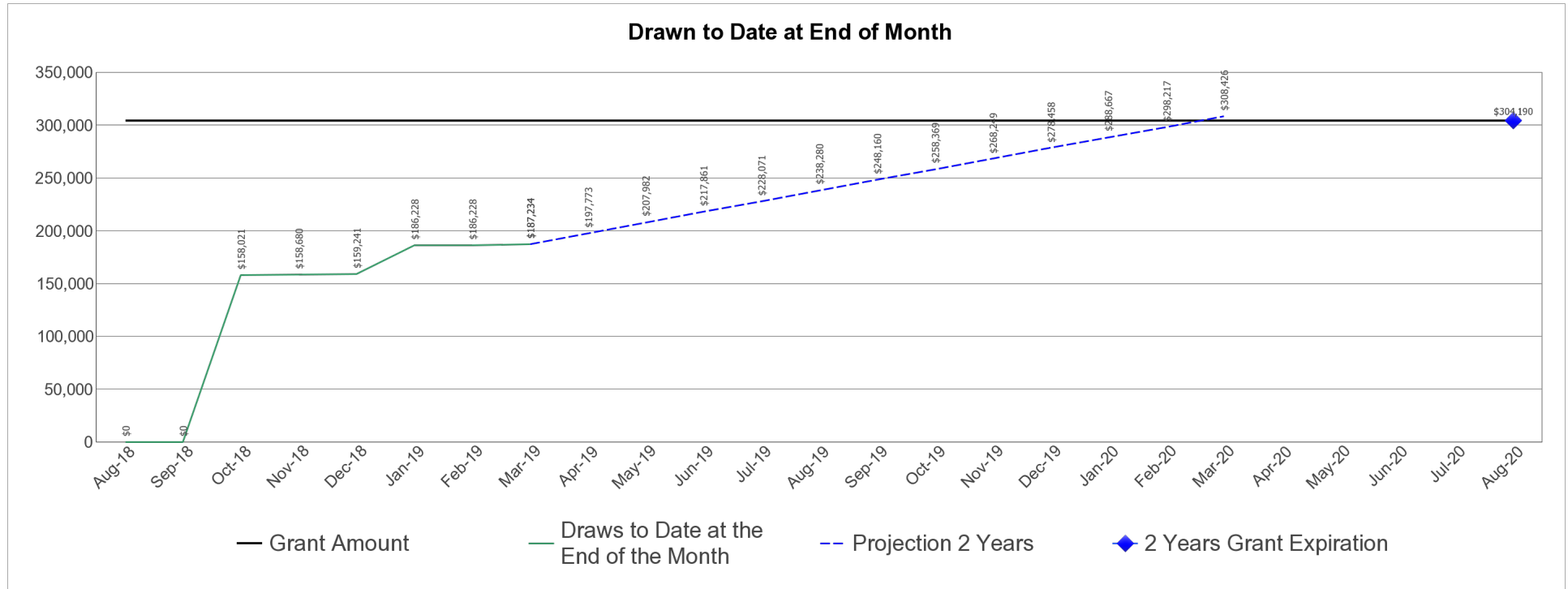


U.S. Department of Housing and Urban Development
Office of Community Planning and Development
Integrated Disbursement and Information System
PR91 - ESG Financial Summary
KING COUNTY, WA
2018

DATE: 03-29-19
TIME: 12:18
PAGE: 38

ESG Draws By Month (at the total grant level):

Grant Amount: 304,190.00



ESG Draws By Quarter (at the total grant level):

Quarter End Date	Draws for the Quarter	Draws to Date at the End of the Quarter	% Drawn for the Quarter	% Drawn to Date at End of Quarter
09/30/2018	\$0.00	\$0.00	0.00%	0.00%
12/31/2018	\$159,241.25	\$159,241.25	52.35%	52.35%
03/31/2019	\$27,992.81	\$187,234.06	9.20%	61.55%



U.S. Department of Housing and Urban Development
Office of Community Planning and Development
Integrated Disbursement and Information System
PR91 - ESG Financial Summary
KING COUNTY, WA
2018

DATE: 03-29-19
TIME: 12:18
PAGE: 39

ESG Subrecipient Commitments and Draws by Activity Category :

Subrecipient	Activity Type	Committed	Drawn
KING COUNTY	Administration	\$22,814.00	\$3,327.06
	Total	\$22,814.00	\$3,327.06
	Total Remaining to be Drawn		\$19,486.94
	Percentage Remaining to be Drawn		85.42%
YWCA OF SEATTLE, KING AND SNOHOMISH COUNTY	Shelter	\$23,297.00	\$23,297.00
	Total	\$23,297.00	\$23,297.00
	Total Remaining to be Drawn		\$0.00
	Percentage Remaining to be Drawn		0.00%
Downtown Emergency Service Center	Rapid Re-Housing	\$93,532.00	\$0.00
	Total	\$93,532.00	\$0.00
	Total Remaining to be Drawn		\$93,532.00
	Percentage Remaining to be Drawn		100.00%
Catholic Community Services of King County	Shelter	\$105,000.00	\$101,063.00
	Total	\$105,000.00	\$101,063.00
	Total Remaining to be Drawn		\$3,937.00
	Percentage Remaining to be Drawn		3.75%
Congregations for the Homeless	Shelter	\$59,547.00	\$59,547.00
	Total	\$59,547.00	\$59,547.00
	Total Remaining to be Drawn		\$0.00
	Percentage Remaining to be Drawn		0.00%



U.S. Department of Housing and Urban Development
Office of Community Planning and Development
Integrated Disbursement and Information System
PR91 - ESG Financial Summary
KING COUNTY, WA
2018

DATE: 03-29-19
TIME: 12:18
PAGE: 40

ESG Subrecipients by Activity Category

Activity Type	Subrecipient
Shelter	YWCA OF SEATTLE, KING AND SNOHOMISH COUNTY
	Catholic Community Services of King County
	Congregations for the Homeless
Rapid Re-Housing	Downtown Emergency Service Center
Administration	KING COUNTY