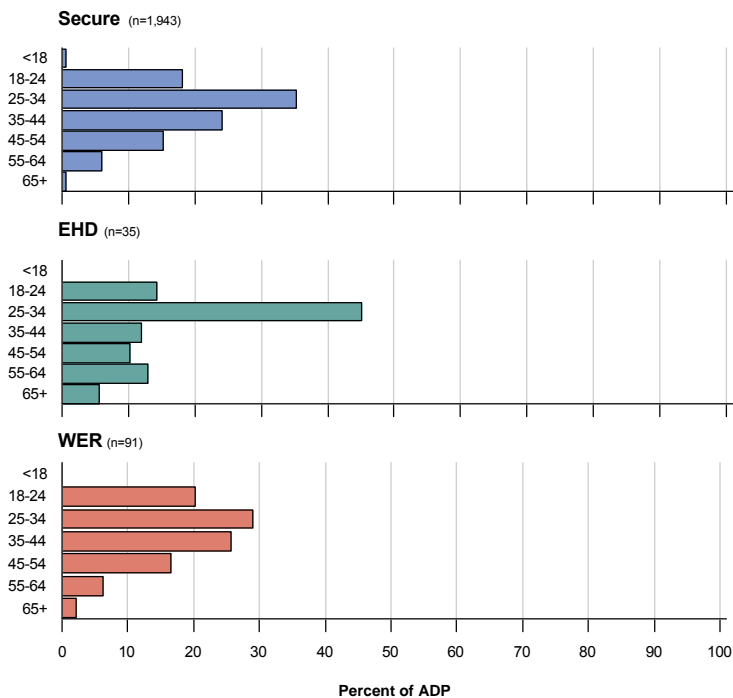


King County Department of Adult and Juvenile Detention Detention and Alternatives Report

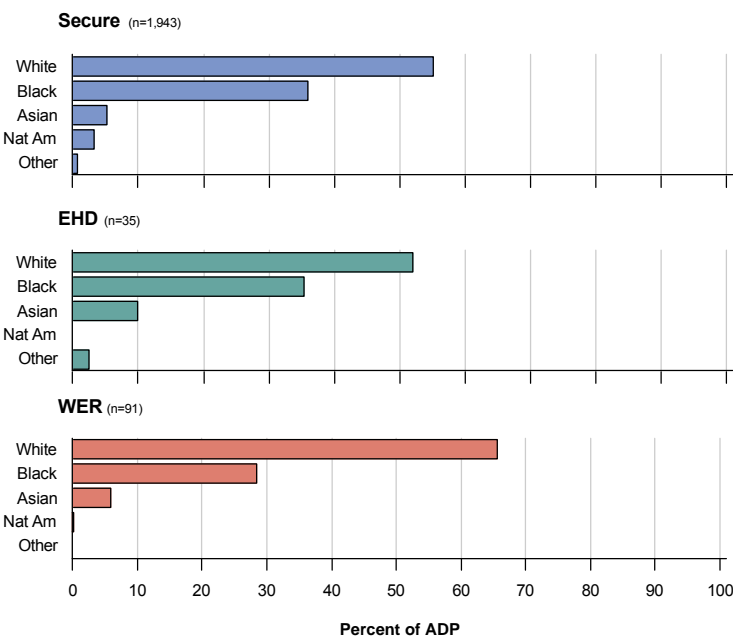
ADP by Housing Location and Demographics - October 2015

Age at Booking



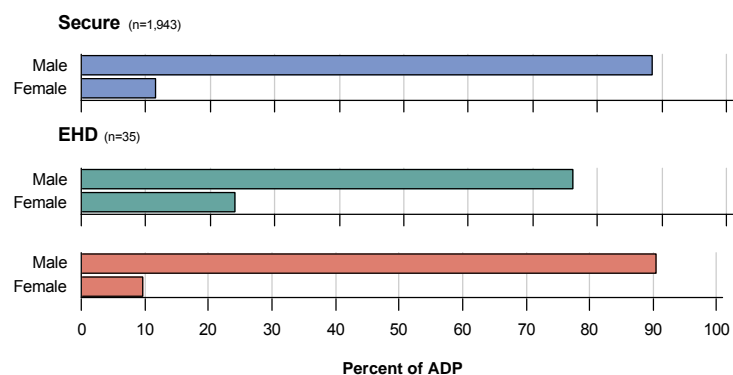
	Secure		EHD		WER	
	N	%	N	%	N	%
<18	12	0.6%	0	-	0	-
18-24	353	18.1%	5	14.2%	18	20.2%
25-34	684	35.2%	16	45.0%	26	28.9%
35-44	467	24.0%	4	12.0%	23	25.6%
45-54	297	15.2%	4	10.2%	15	16.6%
55-64	116	5.9%	5	12.8%	6	6.3%
65+	13	0.6%	2	5.6%	2	2.2%

Race



	Secure		EHD		WER	
	N	%	N	%	N	%
White	1,071	55.1%	18	52.0%	60	65.6%
Black	697	35.8%	13	35.4%	26	28.3%
Asian	101	5.1%	4	9.9%	5	5.7%
Nat Am	62	3.1%	0	-	0	0.2%
Other	12	0.6%	1	2.5%	0	-

Gender

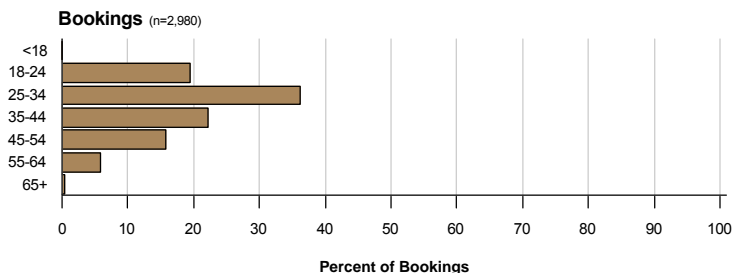


	Secure		EHD		WER	
	N	%	N	%	N	%
Male	1,721	88.5%	27	76.1%	82	90.3%
Female	222	11.4%	8	23.8%	9	9.6%

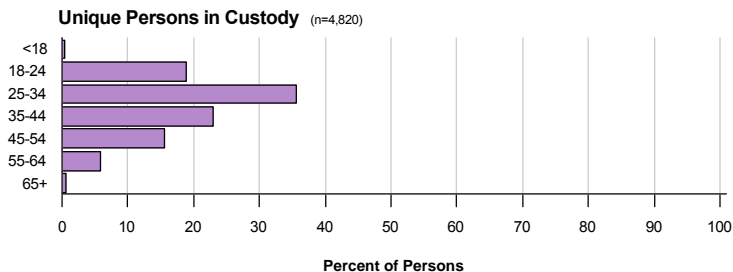
King County Department of Adult and Juvenile Detention Detention and Alternatives Report

Bookings and Unique Persons Incarcerated by Demographics - October 2015

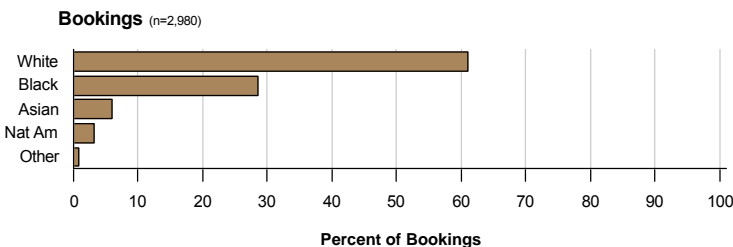
Age at Booking



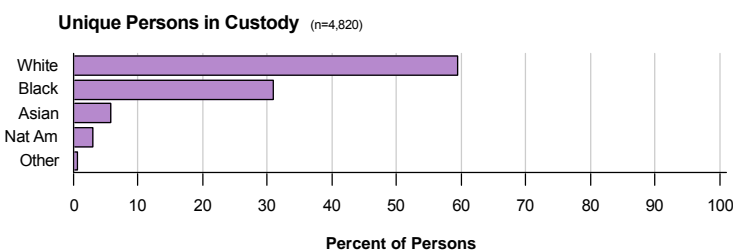
	Bookings		Persons	
	N	%	N	%
<18	2	0.0%	16	0.3%
18-24	579	19.4%	914	18.9%
25-34	1,078	36.1%	1,717	35.6%
35-44	662	22.2%	1,112	23.0%
45-54	472	15.8%	747	15.4%
55-64	172	5.7%	280	5.8%
65+	15	0.5%	34	0.7%



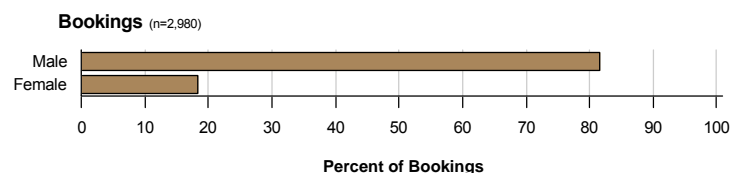
Race



	Bookings		Persons	
	N	%	N	%
White	1,822	61.1%	2,864	59.4%
Black	851	28.5%	1,491	30.9%
Asian	182	6.1%	283	5.8%
Nat Am	98	3.2%	144	2.9%
Other	27	0.9%	38	0.7%



Gender



	Bookings		Persons	
	N	%	N	%
Male	2,432	81.6%	4,054	84.1%
Female	548	18.3%	766	15.8%

