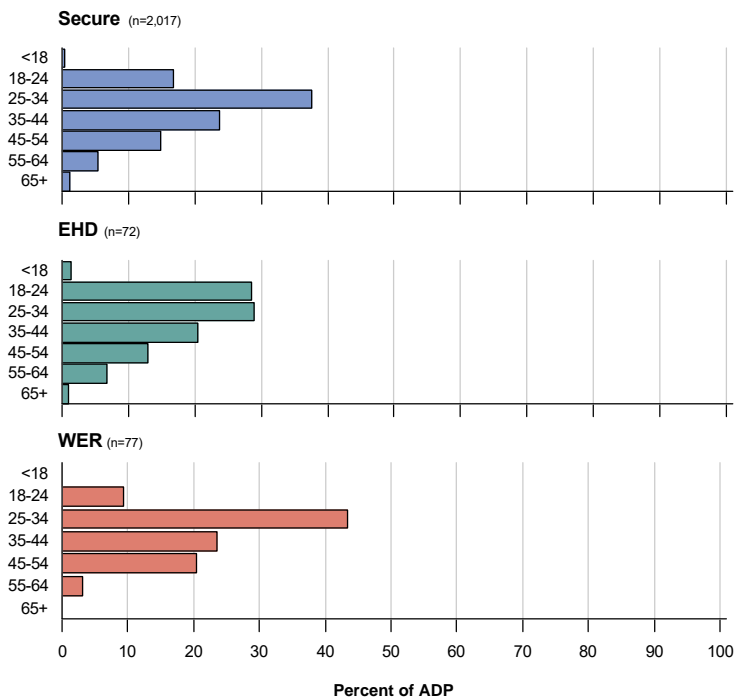


King County Department of Adult and Juvenile Detention Detention and Alternatives Report

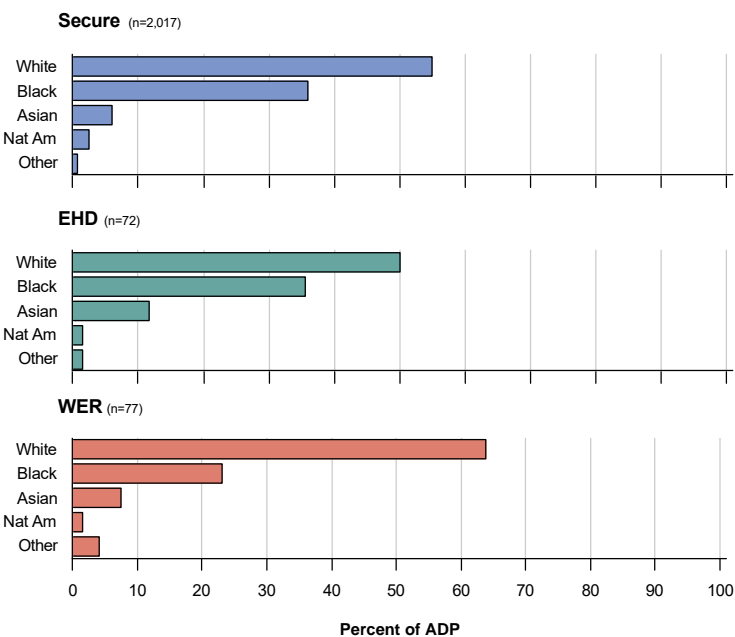
ADP by Housing Location and Demographics - July 2018

Age at Booking



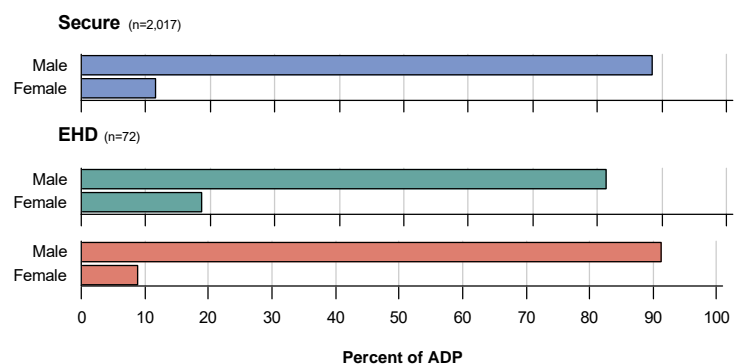
	Secure		EHD		WER	
	N	%	N	%	N	%
<18	9	0.4%	1	1.3%	0	-
18-24	337	16.7%	20	28.5%	7	9.4%
25-34	758	37.5%	21	28.8%	34	43.3%
35-44	479	23.7%	15	20.5%	18	23.6%
45-54	300	14.8%	9	12.8%	16	20.3%
55-64	111	5.5%	5	6.7%	2	3.1%
65+	23	1.1%	1	1.0%	0	-

Race



	Secure		EHD		WER	
	N	%	N	%	N	%
White	1,109	54.9%	36	49.9%	49	63.8%
Black	727	36.0%	26	35.6%	18	22.9%
Asian	119	5.8%	8	11.5%	6	7.4%
Nat Am	49	2.4%	1	1.3%	1	1.5%
Other	14	0.6%	1	1.3%	3	4.1%

Gender

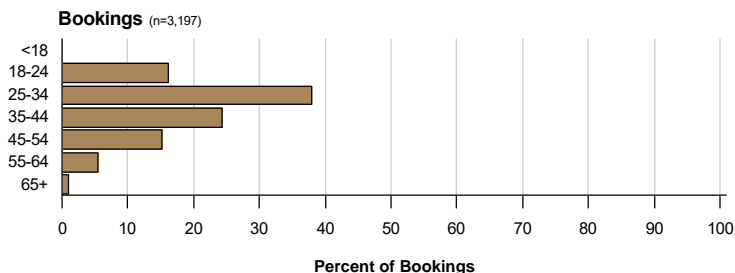


	Secure		EHD		WER	
	N	%	N	%	N	%
Male	1,786	88.5%	58	81.4%	71	91.1%
Female	231	11.4%	13	18.5%	7	8.8%

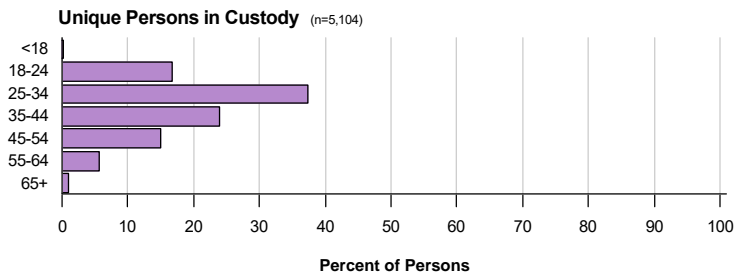
King County Department of Adult and Juvenile Detention Detention and Alternatives Report

Bookings and Unique Persons Incarcerated by Demographics - July 2018

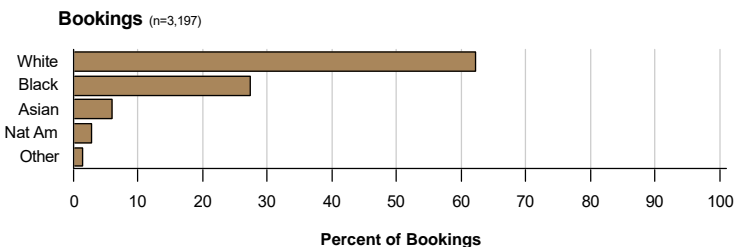
Age at Booking



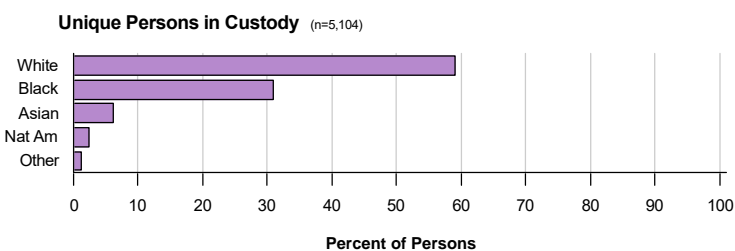
	Bookings		Persons	
	N	%	N	%
<18	0	-	10	0.1%
18-24	517	16.1%	855	16.7%
25-34	1,213	37.9%	1,907	37.3%
35-44	775	24.2%	1,223	23.9%
45-54	488	15.2%	764	14.9%
55-64	173	5.4%	292	5.7%
65+	31	0.9%	53	1.0%



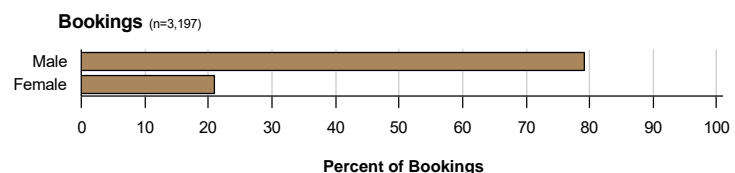
Race



	Bookings		Persons	
	N	%	N	%
White	1,988	62.1%	3,019	59.1%
Black	875	27.3%	1,578	30.9%
Asian	195	6.0%	314	6.1%
Nat Am	92	2.8%	129	2.5%
Other	47	1.4%	64	1.2%



Gender



	Bookings		Persons	
	N	%	N	%
Male	2,528	79.0%	4,224	82.7%
Female	669	20.9%	880	17.2%

