



# King County

Department of Judicial Administration

*Barbara Miner*

*Director and Superior Court Clerk*

(206) 296-9300 (206) 296-0100 TTY/TDD

King County Superior Court

## Civil Department Statistical Report

April 2020

Department of Judicial Administration

Prepared by: Shiquan Liao, Ph.D., Statistician

May 20, 2020

**Report #: CIVIL-2020-04**

*Seattle:*  
516 Third Avenue Room E609  
Seattle, WA 98104-2386

*Regional Justice Center:*  
401 Fourth Avenue North Room 2C  
Kent, WA 98032-4429

*Juvenile Division:*  
1211 East Alder Room 3015  
Seattle, WA 98122-5598

## Civil Statistics Summary

**NOTE: Washington State Supreme Court orders related to the coronavirus pandemic, beginning March 2020, affect the statistics for the foreseeable future.**

The civil statistics report provides an overview of caseload for the civil department. The report includes the number of filings, number of resolutions, number of pending cases, age of resolved cases, and age of pending cases for both SEA and KNT locations.

*The following categories are included in this report: Civil, Domestic, Probate, Guardianship, Adoption, and Paternity. This report includes all cases in these categories, regardless of whether or not a judge is assigned at filing.*

*Please note that the category of “civil” in the tables of this report is more narrowly defined. Readers are encouraged to check the Appendix at the end of this report for precise definition of the terminology used in this report.*

- **Filings (Table 1, Figures 1)**

In April 2020, the number of filings was 1,777 cases (SEA: 1,209; KNT: 568). Of these cases filed in April 2020, approximately 32% were KNT cases, and the remaining 68% were SEA cases.

- **Resolutions (Table 2, Figures 2)**

The total resolutions in April 2020 were 1,575 cases (SEA: 1,024, KNT: 551). Of those cases resolved in April 2020, about 35% of the resolutions were KNT cases.

- **Age of Resolved Cases (Table 3)**

Table 3 shows the comparison between the court-adopted timeline standard (as suggested by the State Advisory Committee) with the actual age of resolved cases (time from filing to resolution). Even though there is a difficulty in meeting the standard, the resolution time does not show any significant changes over time.

- **Pending Caseload (Table 4, Figures 3) and Age of Pending Cases (Table 5)**

At the end of April 2020, the pending caseload for the civil department was 14,162 cases (8,879 or 63% were SEA cases, and 5,283 or 35% were KNT cases). The age breakdown of pending cases is presented in Table 5. The pending caseload shows a number of “aged” cases remaining unresolved: SEA has 127 civil cases over 24 months, 194 domestic cases over 18 months on its pending caseload. MRJC has 53 general civil cases over 24 months and 209 domestic cases over 18 months on its pending caseload.

**Conclusions: Filings in the reporting categories (civil, domestic, probate, guardianship, adoption and paternity) showed an upward trend in the last 2 years (except in recent months due to COVID-19), while the resolutions were slightly lower than the filing volume in recent months. At the end of April 2020, the total pending caseload in the reporting categories was 14,162 cases. The pending caseload in the same reporting categories was 14143, 13413, 12362, 13567, 13295, 15059, and 14371 at the year end of 2013, 2014, 2015, 2016, 2017, 2018, and 2019 respectively.**

Figure 1. Monthly Filings for SEA, KNT and SEA/KNT Combined

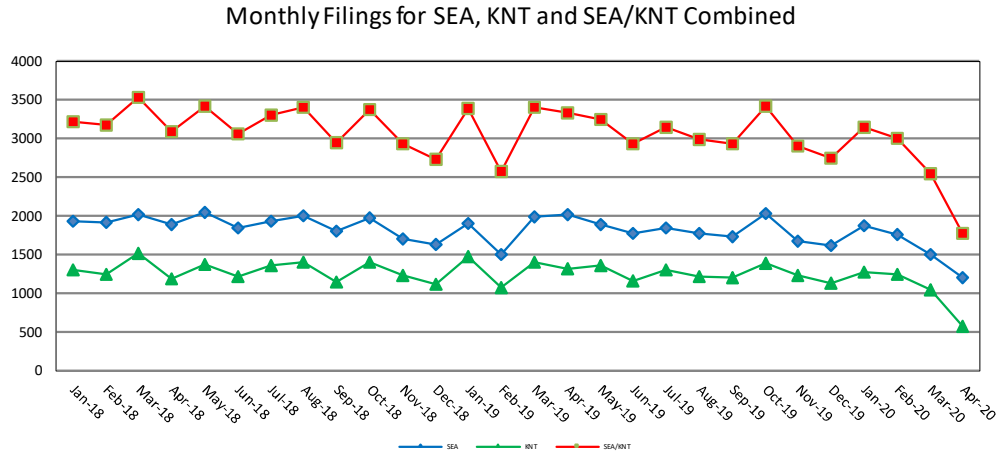


Figure 2. Monthly Resolutions for SEA, KNT and SEA/KNT Combined

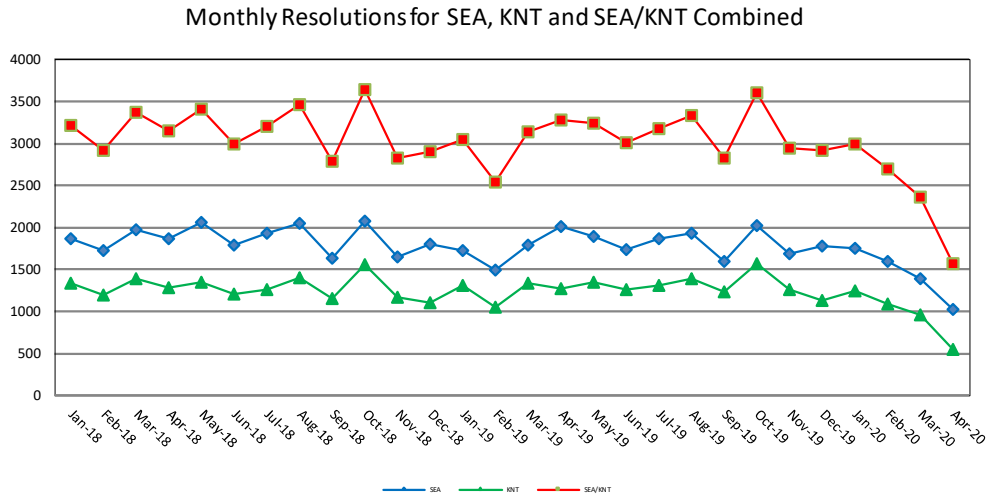


Figure 3. Monthly Pending Caseload for SEA, KNT and SEA/KNT Combined

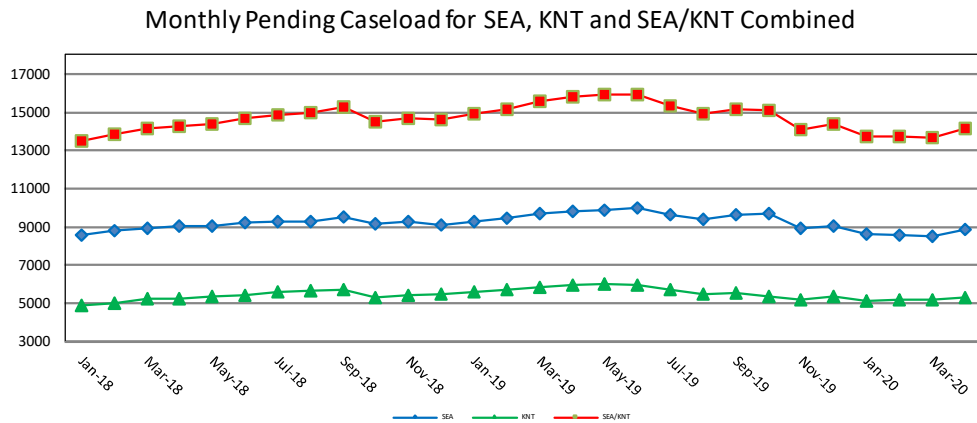


Table 1. Monthly New Filings

SEA	Jan	Feb	Mar	Apr	May	Jun	Jul	Aug	Sep	Oct	Nov	Dec
<b>TOTAL - SEA</b>												
2018	1927	1920	2010	1894	2042	1847	1930	2003	1801	1979	1704	1624
2019	1905	1508	1990	2010	1890	1778	1842	1778	1733	2035	1670	1616
2020	1879	1755	1504	1209								
<b>Civil<sup>(1)</sup> - SEA</b>												
2018	1020	1052	1085	988	1073	987	1115	1032	950	1069	938	828
2019	1009	799	1070	1026	1018	954	947	873	972	1160	897	893
2020	971	876	840	555								
<b>Domestic - SEA</b>												
2018	401	360	395	390	425	339	355	438	474	392	316	301
2019	372	257	379	401	343	334	375	420	357	393	336	273
2020	385	350	287	211								
<b>Probate - SEA</b>												
2018	406	420	438	425	423	414	371	423	303	409	363	401
2019	423	382	465	488	446	411	416	389	327	403	348	390
2020	441	429	315	382								
<b>Guardianship - SEA</b>												
2018	47	50	47	47	64	59	45	41	41	58	53	40
2019	52	41	39	37	26	35	48	41	32	27	44	28
2020	35	47	33	32								
<b>Adoption - SEA</b>												
2018	32	21	29	18	32	31	19	41	23	30	27	36
2019	22	19	17	39	27	25	35	37	24	32	25	21
2020	33	34	16	19								
<b>Paternity - SEA</b>												
2018	21	17	16	26	25	17	25	28	10	21	7	18
2019	27	10	20	19	30	19	21	18	21	20	20	11
2020	14	19	13	10								

KNT	Jan	Feb	Mar	Apr	May	Jun	Jul	Aug	Sep	Oct	Nov	Dec
<b>TOTAL - KNT</b>												
2018	1296	1249	1522	1189	1378	1219	1365	1398	1150	1400	1228	1111
2019	1480	1070	1408	1315	1354	1158	1303	1211	1200	1384	1232	1131
2020	1267	1242	1041	568								
<b>Civil<sup>(1)</sup> - KNT</b>												
2018	823	807	1019	736	868	763	948	877	805	905	827	742
2019	1003	711	888	810	870	695	826	688	725	848	777	743
2020	839	781	677	317								
<b>Domestic - KNT</b>												
2018	253	244	291	251	277	262	247	314	207	276	214	195
2019	244	174	271	279	253	253	264	279	261	286	269	207
2020	229	237	194	112								
<b>Probate - KNT</b>												
2018	144	122	156	133	162	137	108	134	93	148	130	118
2019	176	132	184	162	164	149	149	174	166	189	137	134
2020	155	153	129	121								
<b>Guardianship - KNT</b>												
2018	52	35	27	24	28	35	33	35	18	39	29	27
2019	18	24	26	28	23	21	25	30	13	15	17	16
2020	19	31	15	12								
<b>Adoption - KNT</b>												
2018	8	9	11	9	13	7	6	10	3	12	9	12
2019	18	24	26	28	23	21	25	30	13	15	18	8
2020	10	16	10	4								
<b>Paternity - KNT</b>												
2018	16	32	18	36	30	15	23	28	24	20	19	17
2019	31	16	21	16	30	26	26	24	27	26	24	23
2020	15	24	16	1								

Note: Table 1 presents total number of cases filed and designated to SEA and KNT.

1) "Civil" includes all civil actions (including RALJ), except "Matters Filed with Clerk" (Petition for Order Granting Judgment on Confession of Judgment, Tax Warrants, Abstract of Judgment, Foreign Judgment, and Transcript of Judgment), Domestic, Probate, Guardianship, Adoption, and Paternity cases.

Table 2. Monthly Resolutions

SEA	Jan	Feb	Mar	Apr	May	Jun	Jul	Aug	Sep	Oct	Nov	Dec
<b>TOTAL - SEA</b>												
2018	1874	1720	1977	1868	2057	1788	1936	2055	1630	2080	1652	1799
2019	1787	1493	1796	2005	1889	1737	1874	1939	1594	2027	1681	1775
2020	1748	1603	1392	1024								
<b>Civil<sup>(1)</sup> - SEA</b>												
2018	1030	899	1089	989	1162	959	1060	1188	960	1235	839	812
2019	976	763	946	969	1016	919	975	1038	885	1123	954	886
2020	919	849	777	484								
<b>Domestic - SEA</b>												
2018	383	332	342	362	400	320	406	358	312	368	387	515
2019	288	282	349	433	352	331	405	419	289	398	321	410
2020	329	283	256	183								
<b>Probate - SEA</b>												
2018	357	395	432	408	397	420	361	407	294	390	341	377
2019	431	380	444	512	431	404	436	380	337	407	324	389
2020	441	403	289	303								
<b>Guardianship - SEA</b>												
2018	55	61	58	65	53	46	66	49	28	50	28	36
2019	57	36	22	36	40	32	23	39	33	46	27	36
2020	25	34	46	41								
<b>Adoption - SEA</b>												
2018	34	13	28	25	26	27	28	32	17	19	39	29
2019	21	23	15	31	25	30	21	45	30	22	33	32
2020	15	21	15	8								
<b>Paternity - SEA</b>												
2018	15	20	28	19	19	16	15	21	19	18	18	30
2019	14	9	20	24	25	21	14	18	20	31	22	22
2020	19	13	9	5								

KNT	Jan	Feb	Mar	Apr	May	Jun	Jul	Aug	Sep	Oct	Nov	Dec
<b>TOTAL - KNT</b>												
2018	1341	1191	1388	1283	1352	1206	1265	1409	1154	1564	1174	1099
2019	1308	1048	1337	1270	1354	1266	1306	1388	1236	1576	1264	1137
2020	1242	1095	968	551								
<b>Civil<sup>(1)</sup> - KNT</b>												
2018	886	766	879	824	855	784	827	951	777	1057	732	697
2019	865	677	866	776	866	800	822	887	784	1023	882	691
2020	801	677	650	305								
<b>Domestic - KNT</b>												
2018	242	241	274	265	277	237	261	254	234	291	271	240
2019	226	182	237	269	262	265	276	264	250	286	219	282
2020	248	231	160	104								
<b>Probate - KNT</b>												
2018	138	119	149	126	155	136	111	128	100	149	126	123
2019	171	149	187	162	160	139	151	159	159	206	125	121
2020	146	136	119	108								
<b>Guardianship - KNT</b>												
2018	36	35	40	36	31	24	34	26	24	32	15	16
2019	18	17	15	17	26	27	17	31	13	23	12	13
2020	14	20	18	26								
<b>Adoption - KNT</b>												
2018	6	11	17	10	8	2	10	12	2	8	10	7
2019	5	6	8	25	14	6	17	16	7	17	9	14
2020	12	8	8	7								
<b>Paternity - KNT</b>												
2018	33	19	29	22	26	23	22	38	17	27	20	16
2019	23	17	24	21	26	29	23	31	23	21	17	16
2020	21	23	13	1								

Note: Table 2 presents total number of resolutions of SEA and KNT cases.

2) "Civil" includes all civil actions (including RALJ), except "Matters Filed with Clerk" (Petition for Order Granting Judgment on Confession of Judgment, Tax Warrants, Abstract of Judgment, Foreign Judgment, and Transcript of Judgment), Domestic, Probate, Guardianship, Adoption, and Paternity cases.

Table 3. Percentage of Cases Resolved in Specified Time Intervals

SEA	Apr 2019	May 2019	Jun 2019	Jul 2019	Aug 2019	Sep 2019	Oct 2019	Nov 2019	Dec 2019	Jan 2020	Feb 2020	Mar 2020	Apr 2020
<b>Civil<sup>(1)</sup> - SEA</b>													
90% in 12 months	87%	81%	88%	84%	80%	83%	81%	86%	88%	87%	86%	86%	91%
98% in 18 months	95%	91%	97%	98%	91%	95%	92%	95%	96%	96%	96%	96%	98%
100% in 24 months	99%	98%	99%	99%	98%	99%	98%	98%	98%	99%	98%	99%	99%
<b>Domestic - SEA</b>													
90% in 8 months	63%	61%	68%	70%	65%	70%	65%	69%	72%	66%	67%	57%	78%
98% in 10 months	75%	86%	80%	80%	74%	75%	73%	78%	81%	77%	75%	69%	87%
100% in 14 months	92%	90%	92%	93%	88%	89%	91%	91%	92%	92%	95%	87%	96%
<b>Probate - SEA</b>													
90% in 8 months	97%	97%	99%	99%	97%	97%	98%	95%	97%	99%	99%	97%	99%
98% in 18 months	99%	99%	100%	100%	98%	99%	100%	97%	100%	100%	99%	98%	99%
100% in 36 months	100%	100%	100%	100%	100%	99%	100%	97%	100%	100%	100%	99%	99%
<b>Guardianship - SEA</b>													
90% in 8 months	97%	89%	88%	94%	97%	94%	91%	93%	97%	100%	100%	96%	95%
98% in 18 months	100%	98%	91%	97%	100%	97%	100%	96%	100%	100%	100%	100%	100%
100% in 36 months	100%	100%	94%	100%	100%	97%	100%	96%	100%	100%	100%	100%	100%
<b>Adoption - SEA</b>													
90% in 8 months	78%	92%	83%	95%	93%	87%	91%	97%	97%	93%	81%	87%	88%
98% in 10 months	91%	100%	88%	95%	95%	94%	96%	97%	100%	100%	95%	87%	100%
100% in 14 months	100%	100%	100%	95%	100%	94%	100%	97%	100%	100%	95%	87%	100%
<b>Paternity - SEA</b>													
90% in 8 months	93%	74%	94%	92%	72%	95%	90%	82%	73%	79%	77%	33%	80%
98% in 10 months	100%	87%	94%	100%	89%	95%	97%	86%	86%	89%	85%	55%	100%
100% in 14 months	100%	100%	100%	100%	89%	100%	100%	96%	91%	95%	92%	88%	100%
<b>KNT</b>													
<b>Civil<sup>(1)</sup> - KNT</b>													
90% in 12 months	87%	87%	94%	92%	87%	90%	84%	92%	92%	94%	95%	93%	90%
98% in 18 months	95%	94%	98%	97%	92%	97%	91%	98%	98%	99%	98%	98%	96%
100% in 24 months	99%	99%	99%	99%	99%	99%	98%	99%	99%	99%	99%	99%	100%
<b>Domestic - KNT</b>													
90% in 8 months	63%	55%	64%	69%	65%	66%	69%	77%	76%	70%	70%	66%	64%
98% in 10 months	75%	68%	73%	76%	72%	74%	77%	83%	85%	78%	75%	80%	82%
100% in 14 months	92%	90%	91%	91%	83%	88%	90%	95%	95%	92%	88%	92%	91%
<b>Probate - KNT</b>													
90% in 8 months	97%	98%	98%	98%	97%	99%	99%	96%	98%	99%	99%	93%	99%
98% in 18 months	99%	99%	99%	99%	99%	100%	100%	98%	98%	100%	100%	97%	100%
100% in 36 months	100%	100%	100%	99%	100%	100%	100%	99%	99%	100%	100%	99%	100%
<b>Guardianship - KNT</b>													
90% in 8 months	97%	97%	97%	100%	100%	100%	91%	92%	100%	86%	95%	89%	85%
98% in 18 months	100%	100%	97%	100%	100%	100%	96%	100%	100%	93%	100%	95%	88%
100% in 36 months	100%	100%	97%	100%	100%	100%	100%	100%	100%	93%	100%	95%	88%
<b>Adoption - KNT</b>													
90% in 8 months	78%	93%	83%	92%	93%	86%	88%	100%	100%	83%	100%	100%	100%
98% in 10 months	92%	93%	100%	92%	100%	100%	94%	100%	100%	83%	100%	100%	100%
100% in 14 months	100%	100%	100%	92%	100%	100%	94%	100%	100%	100%	100%	100%	100%
<b>Paternity - KNT</b>													
90% in 8 months	93%	64%	68%	80%	77%	74%	91%	88%	63%	67%	83%	100%	0%
98% in 10 months	100%	92%	86%	95%	83%	91%	95%	88%	69%	81%	96%	100%	0%
100% in 14 months	100%	96%	89%	95%	90%	96%	95%	94%	100%	95%	96%	100%	0%

Note: Table 3 presents the age of resolved cases – the time between filing and resolution, minus any suspense time if applicable. Modifications/Re-opened cases (under the original case number) are not included because SCOMIS currently lacks the capability in capturing re-opens and modifications.

Court adopted time guideline (based on suggestion from BJA State Advisory Committee, see LCR 4 official comment): (a) Civil - 90% by 360 days (12 months), 98% by 540 days (18 months); (b) Domestic - 90% by 240 days (8 months), 98% by 300 days (10 months); (c) Probate/Guardianship - 90% by 240 days (8 months), 98% by 540 days (18 months); (d) Adoption/Paternity - 90% by 240 days (8 months); 98% by 300 days (10 months).

(1) "Civil" includes all civil actions (including RALJ), except "Matters Filed with Clerk" (Petition for Order Granting Judgment on Confession of Judgment, Tax Warrants, Abstract of Judgment, Foreign Judgment, and Transcript of Judgment), Domestic, Probate, Guardianship, Adoption, and Paternity cases.

Table 4. Monthly Pending Caseload

SEA	Jan	Feb	Mar	Apr	May	Jun	Jul	Aug	Sep	Oct	Nov	Dec
<b>TOTAL - SEA</b>												
2019	9301	9434	9708	9825	9897	10016	9613	9426	9631	9702	8893	9013
2020	8611	8550	8504	8879								
<b>Civil<sup>(1)</sup> - SEA</b>												
2019	5211	5301	5479	5600	5663	5758	5381	5164	5287	5345	5280	5634
2020	5165	5043	5033	5217								
<b>Domestic - SEA</b>												
2019	2632	2617	2641	2625	2610	2612	2553	2556	2631	2641	2696	2523
2020	2580	2596	2571	2694								
<b>Probate - SEA</b>												
2019	923	951	995	991	1094	1116	1013	1131	1145	1167	491	464
2020	485	513	515	566								
<b>Guardianship - SEA</b>												
2019	261	292	316	328	246	252	372	289	290	274	157	146
2020	157	162	146	143								
<b>Adoption - SEA</b>												
2019	131	128	131	139	140	135	149	135	130	140	132	122
2020	140	152	151	164								
<b>Paternity - SEA</b>												
2019	102	104	105	100	105	103	107	113	114	103	103	92
2020	84	84	88	95								

KNT	Jan	Feb	Mar	Apr	May	Jun	Jul	Aug	Sep	Oct	Nov	Dec
<b>TOTAL - KNT</b>												
2019	5623	5715	5855	5958	6007	5933	5702	5496	5527	5387	5162	5358
2020	5116	5168	5161	5283								
<b>Civil<sup>(1)</sup> - KNT</b>												
2019	3077	3257	3327	3404	3447	3373	3145	2901	2898	2760	2674	2961
2020	2702	2755	2754	2802								
<b>Domestic - KNT</b>												
2019	1849	1848	1888	1894	1883	1866	1852	1873	1885	1889	1948	1861
2020	1867	1840	1830	1885								
<b>Probate - KNT</b>												
2019	242	234	240	256	343	360	270	384	400	392	231	226
2020	236	252	263	287								
<b>Guardianship - KNT</b>												
2019	172	178	193	204	127	125	227	140	139	132	90	89
2020	96	99	94	89								
<b>Adoption - KNT</b>												
2019	49	56	66	62	62	70	65	65	66	69	68	62
2020	64	68	69	67								
<b>Paternity - KNT</b>												
2019	142	142	141	138	145	139	143	133	139	145	151	159
2020	151	154	151	153								

SEA/KNT	Jan	Feb	Mar	Apr	May	Jun	Jul	Aug	Sep	Oct	Nov	Dec
2019	14924	15149	15563	15783	15904	15949	15315	14922	15158	15089	14055	14371
2020	13727	13718	13665	14162								

Note: Pending caseload = cases remain active and unresolved at the end of reporting period, excluding cases on suspense status (in arbitration, appeal).

1) "Civil" includes all civil actions (including RALJ), except "Matters Filed with Clerk" (Petition for Order Granting Judgment on Confession of Judgment, Tax Warrants, Abstract of Judgment, Foreign Judgment, and Transcript of Judgment), Domestic, Probate, Guardianship, Adoption, and Paternity cases.

Table 5. Age of Pending Cases

SEA	Apr 2019	May 2019	Jun 2019	Jul 2019	Aug 2019	Sep 2019	Oct 2019	Nov 2019	Dec 2019	Jan 2020	Feb 2020	Mar 2020	Apr 2020
<b>Civil<sup>(1)</sup> - SEA</b>													
Median Age (50 <sup>th</sup> percentile) *	145	137	143	145	152	154	146	141	148	142	144	152	170
<b># of Cases in Age Interval</b>													
0 - 120 days (0 - 4 months)	2501	2543	2550	2327	2124	2176	2328	2399	2485	2233	2132	2101	2001
121 - 240 days (5 - 8 months)	1381	1450	1462	1442	1492	1498	1497	1362	1445	1332	1305	1330	1442
241 - 360 days (9 - 12 months)	857	862	921	831	834	894	887	864	970	906	886	835	878
361 - 540 days (13 - 18 months)	597	562	575	500	460	446	413	447	512	450	475	526	607
541 - 720 days (19 - 24 months)	196	175	171	202	185	190	146	139	145	132	128	126	160
> 720 days (> 24 months)	110	110	119	117	107	117	106	103	109	112	117	117	127
<b>Domestic – SEA</b>													
Median Age (50 <sup>th</sup> percentile) *	124	121	117	120	116	117	114	120	131	129	134	139	157
<b># of Cases in Age Interval</b>													
0 - 120 days (0 - 4 months)	1298	1298	1318	1279	1299	1344	1349	1355	1192	1216	1203	1196	1149
121 - 240 days (5 - 8 months)	638	610	586	624	664	643	680	683	649	690	703	718	712
241 - 360 days (9 - 12 months)	318	348	353	295	271	291	283	331	362	348	353	342	438
361 - 540 days (13 - 18 months)	190	176	176	173	153	179	156	150	143	157	159	152	210
> 540 days (> 18 months)	181	178	179	182	169	174	173	177	177	169	178	163	194
<b>Probate – SEA</b>													
Median Age (50 <sup>th</sup> percentile) *	532	505	526	617	576	601	611	366	355	333	313	335	224
<b># of Cases in Age Interval</b>													
0 - 120 days (0 - 4 months)	150	201	196	106	164	151	160	141	134	150	168	150	229
121 - 240 days (5 - 8 months)	127	138	132	118	114	123	118	59	59	57	61	75	64
241 - 360 days (9 - 12 months)	72	88	106	109	142	133	122	43	41	43	43	42	44
361 - 540 days (13 - 18 months)	155	153	143	109	121	132	135	52	49	48	50	52	46
> 540 days (> 18 months)	487	514	539	571	590	606	632	196	181	187	191	196	183
<b>Guardianship – SEA</b>													
Median Age (50 <sup>th</sup> percentile) *	118	149	179	180	228	258	290	98	121	136	121	166	161
<b># of Cases in Age Interval</b>													
0 - 120 days (0 - 4 months)	168	91	73	148	99	100	80	85	73	72	81	67	69
121 - 240 days (5 - 8 months)	65	80	88	87	61	33	27	8	11	22	21	20	14
241 - 360 days (9 - 12 months)	24	9	23	50	58	81	78	16	15	9	7	3	5
361 - 540 days (13 - 18 months)	30	16	15	29	13	17	29	14	13	19	18	19	13
> 540 days (> 18 months)	41	50	53	58	58	59	60	34	34	35	35	37	42
<b>Adoption – SEA</b>													
Median Age (50 <sup>th</sup> percentile) *	148	166	177	155	171	168	161	204	260	223	156	179	187
<b># of Cases in Age Interval</b>													
0 - 120 days (0 - 4 months)	56	56	53	66	57	54	60	46	38	54	64	62	70
121 - 240 days (5 - 8 months)	34	33	28	26	20	16	19	25	21	20	21	20	24
241 - 360 days (9 - 12 months)	12	10	13	15	19	19	14	10	9	9	8	12	11
361 - 540 days (13 - 18 months)	6	8	6	8	6	8	13	15	18	20	23	20	14
> 540 days (> 18 months)	31	33	35	34	33	33	34	36	36	37	36	37	45
<b>Paternity – SEA</b>													
Median Age (50 <sup>th</sup> percentile) *	90	66	80	75	94	99	105	110	117	125	123	119	136
<b># of Cases in Age Interval</b>													
0 - 120 days (0 - 4 months)	65	71	73	74	71	66	58	53	48	39	41	46	45
121 - 240 days (5 - 8 months)	21	23	20	22	28	30	28	28	22	24	24	22	27
241 - 360 days (9 - 12 months)	9	5	3	3	6	9	8	13	12	12	11	11	11
361 - 540 days (13 - 18 months)	3	4	4	3	3	4	4	3	4	4	3	5	8
> 540 days (> 18 months)	2	2	3	5	5	5	5	6	6	5	5	4	4

\*Age of active pending cases is time elapsed from filing date to the end of the reporting period, minus any suspense time (in appeal, stay, mediation, arbitration) if applicable. The “median age” indicates the age of half (50%) of the pending cases (half are more, half are less) than the number of days indicated in the table.

1) “Civil” includes all civil actions (including RALJ), except “Matters Filed with Clerk” (Petition for Order Granting Judgment on Confession of Judgment, Tax Warrants, Abstract of Judgment, Foreign Judgment, and Transcript of Judgment), Domestic, Probate, Guardianship, Adoption, and Paternity cases.



Table 5. Age of Pending Cases (cont.)

KNT	Apr 2019	May 2019	Jun 2019	Jul 2019	Aug 2019	Sep 2019	Oct 2019	Nov 2019	Dec 2019	Jan 2020	Feb 2020	Mar 2020	Apr 2020
<b>Civil<sup>(1)</sup> - KNT</b>													
Median Age (50 <sup>th</sup> percentile) *	133	128	135	140	156	161	148	131	138	128	128	139	156
<b># of Cases in Age Interval</b>													
0 - 120 days (0 - 4 months)	1618	1589	1546	1370	1158	1162	1221	1264	1357	1295	1324	1260	1190
121 - 240 days (5 - 8 months)	880	957	880	857	867	808	781	662	738	618	602	659	701
241 - 360 days (9 - 12 months)	421	470	516	495	498	541	457	442	495	437	457	398	425
361 - 540 days (13 - 18 months)	335	270	257	225	214	212	208	212	262	251	259	302	337
541 - 720 days (19 - 24 months)	102	118	132	150	111	118	47	43	58	55	68	88	96
> 720 days (> 24 months)	48	43	42	48	53	57	46	51	51	46	45	47	53
<b>Domestic- KNT</b>													
Median Age (50 <sup>th</sup> percentile) *	141	129	118	126	123	118	114	119	130	137	138	146	169
<b># of Cases in Age Interval</b>													
0 - 120 days (0 - 4 months)	877	899	934	906	919	959	963	983	895	849	820	793	721
121 - 240 days (5 - 8 months)	397	413	383	411	450	439	463	458	456	514	497	494	533
241 - 360 days (9 - 12 months)	266	229	216	204	187	185	169	206	207	194	228	247	295
361 - 540 days (13 - 18 months)	152	152	143	134	121	110	95	95	100	102	85	98	127
> 540 days (> 18 months)	202	190	190	197	196	192	199	206	203	208	210	198	209
<b>Probate - KNT</b>													
Median Age (50 <sup>th</sup> percentile) *	575	480	491	608	521	496	557	282	254	262	227	189	170
<b># of Cases in Age Interval</b>													
0 - 120 days (0 - 4 months)	42	78	92	42	100	96	80	85	86	90	102	107	111
121 - 240 days (5 - 8 months)	24	38	28	26	34	50	55	29	24	23	26	34	53
241 - 360 days (9 - 12 months)	19	23	25	20	32	31	22	8	9	14	16	16	18
361 - 540 days (13 - 18 months)	37	48	53	35	36	30	37	17	16	17	15	11	11
> 540 days (> 18 months)	134	156	162	147	182	193	198	92	91	92	93	95	94
<b>Guardianship - KNT</b>													
Median Age (50 <sup>th</sup> percentile) *	132	120	150	159	170	200	247	140	148	111	99	112	148
<b># of Cases in Age Interval</b>													
0 - 120 days (0 - 4 months)	101	64	52	102	62	55	43	40	42	49	56	48	42
121 - 240 days (5 - 8 months)	28	22	29	33	26	24	22	16	13	11	11	12	11
241 - 360 days (9 - 12 months)	12	7	9	21	13	17	23	8	10	10	4	5	6
361 - 540 days (13 - 18 months)	26	12	12	19	12	16	15	8	6	7	9	9	8
> 540 days (> 18 months)	37	22	23	52	27	27	29	18	18	19	19	20	22
<b>Adoption - KNT</b>													
Median Age (50 <sup>th</sup> percentile) *	129	145	130	162	172	200	224	256	292	322	320	347	385
<b># of Cases in Age Interval</b>													
0 - 120 days (0 - 4 months)	30	29	34	23	21	22	29	25	15	15	17	19	16
121 - 240 days (5 - 8 months)	13	15	13	17	17	16	11	8	9	10	14	11	8
241 - 360 days (9 - 12 months)	9	4	8	10	10	11	9	12	13	13	8	6	7
361 - 540 days (13 - 18 months)	3	6	7	7	9	9	11	10	12	12	13	17	16
> 540 days (> 18 months)	7	8	8	8	8	8	9	13	13	14	16	16	20
<b>Paternity - KNT</b>													
Median Age (50 <sup>th</sup> percentile) *	113	105	94	89	82	88	94	99	99	102	112	127	157
<b># of Cases in Age Interval</b>													
0 - 120 days (0 - 4 months)	76	79	83	88	87	92	91	91	89	84	84	71	54
121 - 240 days (5 - 8 months)	36	44	37	40	29	28	33	38	47	48	45	53	65
241 - 360 days (9 - 12 months)	17	10	8	6	10	13	16	17	13	9	16	18	23
361 - 540 days (13 - 18 months)	7	10	9	7	6	5	4	3	6	7	6	7	9
> 540 days (> 18 months)	2	2	2	2	1	1	1	2	4	3	3	2	2

\*Age of active pending cases is time elapsed from filing date to the end of the reporting period, minus any suspense time (in appeal, stay, mediation, arbitration) if applicable. The "median age" indicates the age of half (50%) of the pending cases (half are more, half are less) than the number of days indicated in the table.

1) "Civil" includes all civil actions (including RALJ), except "Matters Filed with Clerk" (Petition for Order Granting Judgment on Confession of Judgment, Tax Warrants, Abstract of Judgment, Foreign Judgment, and Transcript of Judgment), Domestic, Probate, Guardianship, Adoption, and Paternity cases.

Table 6. SEA/KNT Filings, Resolutions, and Pending Caseload as a Percentage of All Cases

	Apr 2019	May 2019	Jun 2019	Jul 2019	Aug 2019	Sep 2019	Oct 2019	Nov 2019	Dec 2019	Jan 2020	Feb 2020	Mar 2020	Apr 2020
<b>Total Filings</b> <sup>(1)</sup>													
SEA - # of Cases Filed	2010	1890	1778	1842	1778	1733	2035	1670	1616	1879	1755	1504	1209
KNT - # of Cases Filed	1315	1354	1158	1303	1211	1200	1384	1232	1131	1267	1242	1041	568
SEA %	60%	58%	61%	59%	59%	59%	60%	58%	59%	59%	59%	59%	68%
KNT %	40%	42%	39%	41%	41%	41%	40%	42%	41%	41%	41%	41%	32%
<b>Total Resolutions</b> <sup>(1)</sup>													
SEA - # of Cases Resolved	2005	1889	1737	1874	1939	1594	2027	1681	1775	1748	1603	1392	1024
KNT - # of Cases Resolved	1270	1354	1266	1306	1388	1236	1576	1264	1137	1242	1095	968	551
SEA %	61%	58%	58%	59%	58%	56%	56%	57%	61%	58%	59%	59%	65%
KNT %	39%	42%	42%	41%	42%	44%	44%	43%	39%	42%	41%	41%	35%
<b>Total Pending Cases</b> <sup>(1)</sup>													
SEA - # of Cases Pending	9825	9897	10016	9613	9426	9631	9702	8893	9013	8611	8550	8504	8879
KNT - # of Cases Pending	5958	6007	5933	5702	5496	5527	5387	5162	5358	5116	5168	5161	5283
SEA %	62%	62%	63%	63%	63%	64%	64%	63%	63%	63%	62%	62%	63%
KNT %	38%	38%	37%	37%	37%	36%	36%	37%	37%	37%	38%	38%	37%

Note: Include civil actions, except "Matters Filed with Clerk" (Petition for Order Granting Judgment on Confession of Judgment, Tax Warrants, Abstract of Judgment, Foreign Judgment, and Transcript of Judgment), domestic, probate, guardianship, adoption, and paternity cases.

(1) These categories include cases (case types 2, 3, 4 and 5).

## Appendix Glossary and Definition

### **Active Status**

A case is active if it is not on suspense status (see Suspense Status).

### **Adoption and paternity Cases (case type 5)**

ADP - Adoption  
CFI - Confidential Intermediary  
CHN - Confidential Change of Name  
DIP - Disestablishment of Parentage  
MDS - Modification/Support Only  
MOD - Modification  
MSC - Miscellaneous  
OAA - Open Adoption Agreement  
PAD - De Facto Parentage  
PAG - Pre Birth Establish Parentage Genetic  
PAS - Establish Parentage Gestational Surrogacy  
PAT - Parentage  
PPR - Initial Pre Placement Report  
PRC - Parentage Rescission/Challenge  
PUR - Parentage (URES/UIFSA)  
REL - Relinquishment  
ROB - Relocation Objection  
TER - Termination of Parental Rights

### **Case**

A case is defined as a filing with an assigned case number.

### **Civil Cases (case type 2, no RALJ)**

ALR - Administrative Law Review  
ALRLI - L&I Administrative Law Review  
AOD - Assurance of Discontinuance  
ASB - Asbestos  
ASP - Asbestos Personal Injury  
ASW - Asbestos Wrongful Death  
BAT - Petition to Appeal/Amend Ballot Title  
CAA - Motion to Confirm/Compel Arbitration Award  
CFJ - Petition for Order Granting Judgment on Confession of Judgment  
CHN - Non Confidential Change of Name  
COL - Collection  
COM - Commercial  
CON - Condemnation  
CRP - Certificate of Restoration of Opportunity  
CRR - Petition for Certificate of Rehabilitation  
DOL - Appeal Licensing Revocation  
DSF - Notice of Deposit of Surplus Funds from Trustee's Sale of Real Property  
DVP - Domestic Violence  
ECP - Enforcement of Canadian Protection Order  
EOM - Emancipation of Minor  
FOR - Foreclosure  
FPO - Foreign Protection Order  
FVL - Motion to Show Cause /Frivolous Lien  
HAR - Unlawful Harassment  
HSI - Application for Health & Safety Inspection  
INJ - Injunction  
IPL - Complaint for Interpleader  
LUP - Land Use Petition  
MAL - Other Malpractice  
MED - Medical Malpractice  
MER - Meretricious Relationships  
MHA - Malicious Harassment  
MSC - Miscellaneous  
MST - Minor Settlement  
MWP - Minor Work Permit  
NJF - Non Judicial Filing  
OSS - Petition to Issue Out of State Subpoena  
PBC - Petition for Birth Certificate Change  
PBJ - Petition for Justification /Bail Bond Company  
PCC - Petition for Civil Commitment  
PFA - Property Fairness Act  
PIN - Personal Injury  
PPT - Petition for Perpetuation of Testimony  
PRA - Public Records Act  
PRG - Property Damage /Gangs

PRP - Property Damage  
PVO - Petition for Vehicle Ownership  
QTI - Quiet Title  
RCV - Petition to Appoint Receiver  
RDR - Relief from Duty to Register  
RFR - Restoration of Firearms Rights  
RRC - Remove Restricted Covenant  
SCA - Small Claims Appeal  
SDR - School District /Required Action Plan  
SER - Subdivision Election Process Law Review  
SPC - Seizure of Property From Commission of a Crime  
SPR - Seizure of Property Resulting From a Crime  
STK - Stalking Protection  
SXP - Sexual Assault Protection  
TMV - Tort /Motor Vehicle  
TSS - Petition for Approval of Transfer of Structured Settlement  
TTO - Tort /Other  
UND - Unlawful Detainer  
VAP - Vulnerable Adult Protection Order  
VEP - Voter Election Process Law Review  
VVT - Victims of Motor Vehicle Theft /Civil Action  
WDE - Wrongful Death  
WHC - Writ of Habeas Corpus  
WMW - Miscellaneous Writs  
WRM - Writ of Mandamus  
WRR - Writ of Restitution  
WRV - Writ of Review  
XRP - Extreme Risk Protection Order

### **Completion**

A case is completed if dispositive document is filed with the court following resolution.

### **Domestic Cases (case type 3)**

CIR - Committed Intimate Relationship  
CUS - Child Custody  
DIC - Dissolution w/ Children  
DIN - Dissolution no Children  
DIS - Dissolution  
DPC - Dissolution of Domestic Partnership w/ Children  
DPN - Dissolution of Domestic Partnership /No Children  
FJU - Out of State Support Registration /Foreign Judgment  
INC - Annulment /Inv of Marriage w/ Children  
IND - Annulment /Inv of Domestic Partnership w/ Children  
INP - Invalidity, Domestic Partnership  
INV - Annulment /Invalidity  
MDS - Modification/Support Only  
MOD - Modification  
MSC - Miscellaneous  
MWA - Mandatory Wage Assignment  
OSC - Out of State Custody  
PPS - Parenting Plan / Child Support  
PSO - Petition for Entry of KC Support Order  
RCV - Relative Child Visitation  
RIC - Reciprocal, Resp in County  
ROB - Relocation /Objection  
ROC - Reciprocal, Resp out of County  
RVC - Relative Child Visits  
SDC - Legal Separation, Domestic Partnership w/ Children  
SEC - Legal Separation w/ Children  
SEP - Legal Separation  
SPD - Legal Separation, Domestic Partnership /No Children  
TSS - Structured Settlement  
EFC - Extended Foster Care, Dependency  
GFC - Guardianship Foster Children  
RPR - Reinstatement of Parental Rights  
RVS - Relative Visitation  
TRU - Truancy  
VYG - Vulnerable Youth Guardianship

### ***Probate and Guardianship Cases (case type 5)***

ABS - Absentee  
AOS - Affidavit of Successor  
ASE - Affidavit of Small Estate  
DSC - Disclaimer  
EST - Estate  
FNW - Foreign Will  
G/E - Guardianship/Estate  
GDE - Guardianship of the Estate  
GDN - Guardianship  
GDP - Guardianship of the Person  
LGD - Limited Guardianship  
LGE - Limited Guardianship of the Estate  
LGP - Limited Guardianship of the Person  
MGD - Minor Guardianship  
MSC - Miscellaneous  
MST - Minor Settlement  
NJB - Non Judicial Binding/TEDRA Agreement  
NNC - Non Probate Notice to Creditor  
POA - Petition for Relief (RCW 11.94) /Power of Attorney  
RGR - Registration of Guardianship  
RTR - Registration of Trust /Trust Situs  
SNT - Special Needs Trust  
TDR - Trust/Estate Dispute Resolution  
TRS - Trust  
WLL - Will Only

#### ***Resolution***

A case is resolved if all issues in the complaint are fully adjudicated.

#### ***Suspended Case***

A case is placed in suspense status from active status during the reporting period.

#### ***Suspense Status***

A case is on suspense status if it is on warrant, appeal, stay, mediation, arbitration ("Deferred Prosecution" is not a suspense status, but is treated as a resolution).