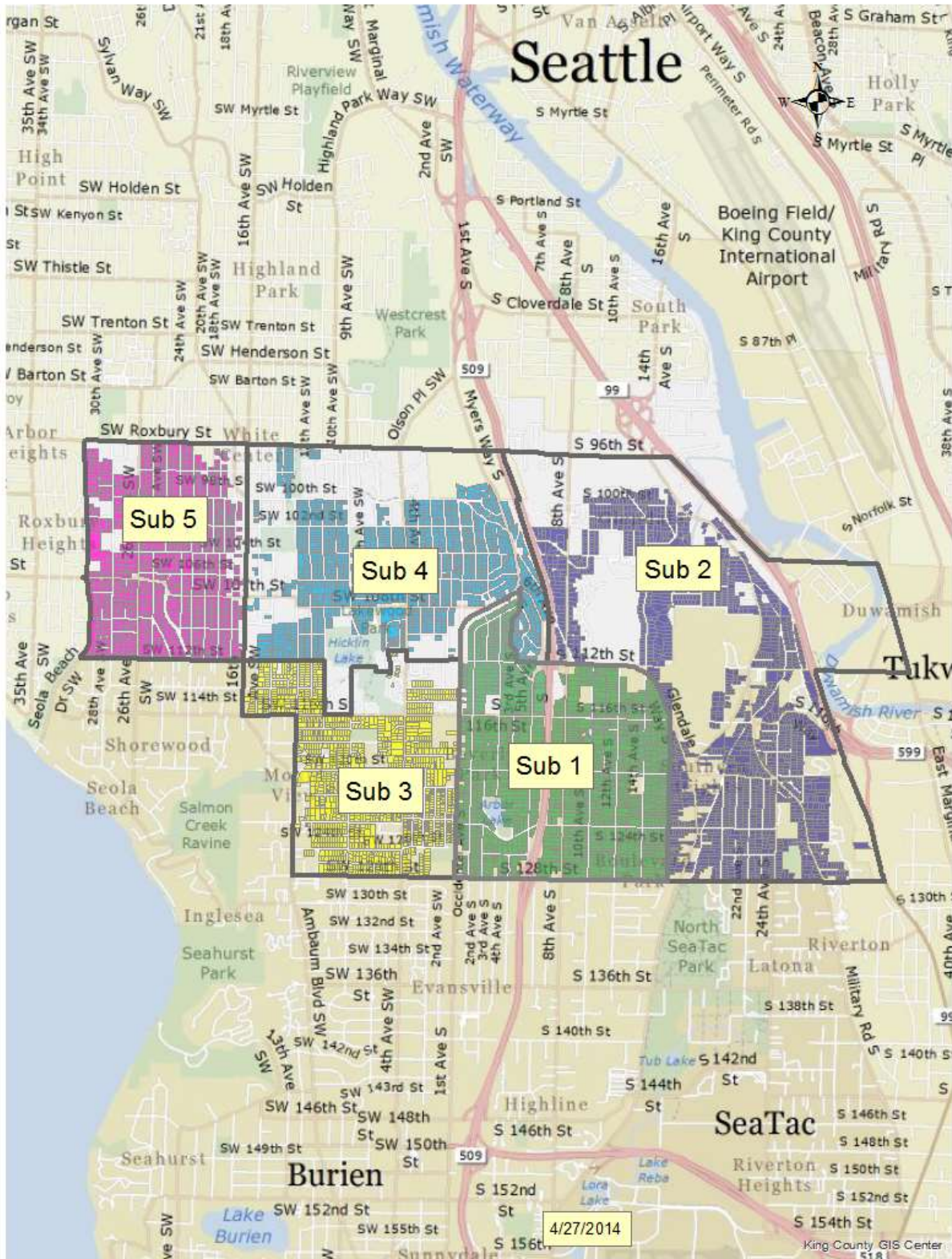
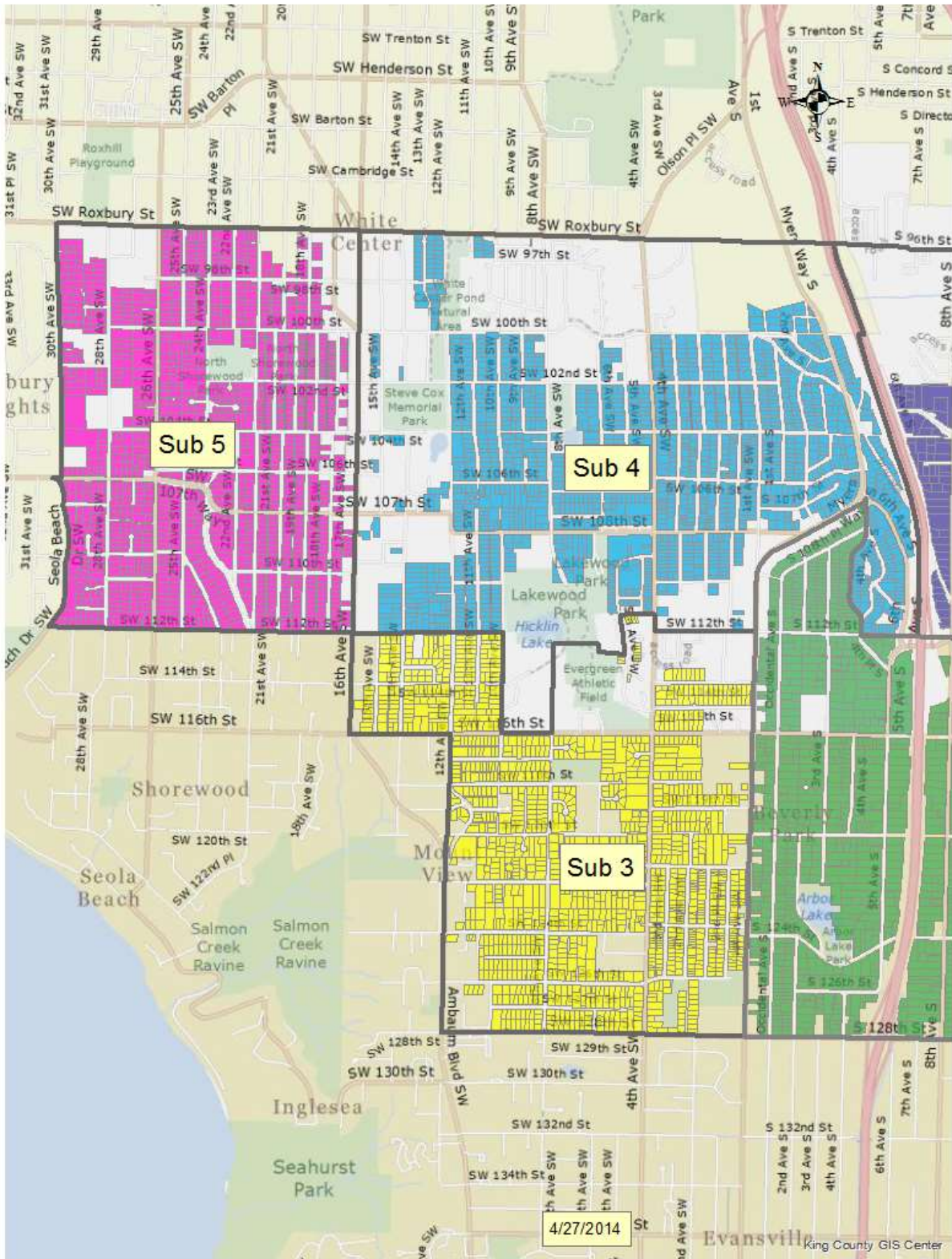
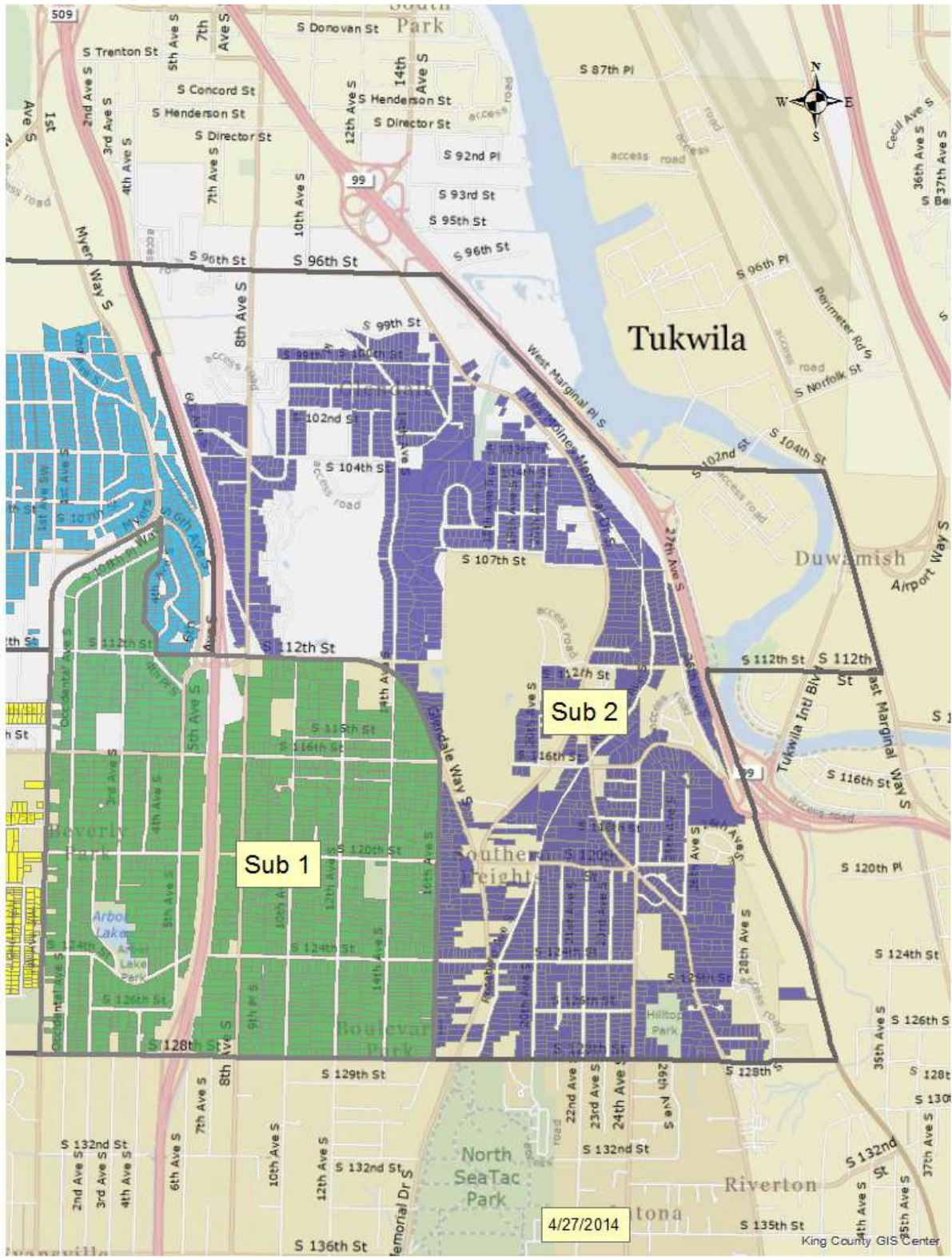


Area 023 Map







All maps in this document are subject to the following disclaimer: The information included on this map has been compiled by King County staff from a variety of sources and is subject to change without notice. King County makes no representations or warranties, express or implied, as to accuracy, completeness, timeliness, or rights to the use of such information. King County shall not be liable for any general, special, indirect, incidental, or consequential damages including, but not limited to, lost revenues or lost profits resulting from the use or misuse of the information contained on this map. Any sale of this map or information on this map is prohibited except by written permission of King County. Scale unknown.

Burien Housing Profile



Grade 5/ Year Built 1934/ Total Living Area 830
Account Number 012303-9237



Grade 6/ Year Built 1945/Total Living Area 1160
Account Number 031600-0185



Grade 7/ Year Built 1977/ Total Living Area 1680
Account Number 388380-0046



Grade 8/ Year Built 2008/Total Living Area 2700
Account Number 289860-0165



Grade 9/ Year Built 2012/ Total Living Area 2460
Account Number 374460-0116



Grade 10/ Year Built 1994/Total Living Area 3340
Account Number 374460-0090

Glossary for Improved Sales

Condition: Relative to Age and Grade

| | |
|--------------|---|
| 1= Poor | Many repairs needed. Showing serious deterioration |
| 2= Fair | Some repairs needed immediately. Much deferred maintenance. |
| 3= Average | Depending upon age of improvement; normal amount of upkeep for the age of the home. |
| 4= Good | Condition above the norm for the age of the home. Indicates extra attention and care has been taken to maintain |
| 5= Very Good | Excellent maintenance and updating on home. Not a total renovation. |

Residential Building Grades

| | |
|--------------|--|
| Grades 1 - 3 | Falls short of minimum building standards. Normally cabin or inferior structure. |
| Grade 4 | Generally older low quality construction. Does not meet code. |
| Grade 5 | Lower construction costs and workmanship. Small, simple design. |
| Grade 6 | Lowest grade currently meeting building codes. Low quality materials, simple designs. |
| Grade 7 | Average grade of construction and design. Commonly seen in plats and older subdivisions. |
| Grade 8 | Just above average in construction and design. Usually better materials in both the exterior and interior finishes. |
| Grade 9 | Better architectural design, with extra exterior and interior design and quality. |
| Grade 10 | Homes of this quality generally have high quality features. Finish work is better, and more design quality is seen in the floor plans and larger square footage. |
| Grade 11 | Custom design and higher quality finish work, with added amenities of solid woods, bathroom fixtures and more luxurious options. |
| Grade 12 | Custom design and excellent builders. All materials are of the highest quality and all conveniences are present. |
| Grade 13 | Generally custom designed and built. Approaching the Mansion level. Large amount of highest quality cabinet work, wood trim and marble; large entries. |