



Low Birth Weight (singleton births) by King County Health Reporting Areas, 2010-2014


Legend


 Water


Percent

 3.3% - 3.9%

 4% - 4.4%

 4.5% - 5.2%

 5.3% - 5.9%

 6% - 7%



Public Health
Seattle & King County



0 1.75 3.5 7 10.5 14 Miles

Source: Washington State Department of Health,
Center for Health Statistics (CHS), Birth Certificate
Data, 1990-2014, August 2015

Path: S:\Transfer\Andrea Weiler\Maps\Final Maps\LBW_Singleton.mxd

