



Public Health - Seattle & King County COVID-19 Outbreak Summary

Updated:

3/27/2020

2:13:49 PM

Since January 21, 2020, Public Health - Seattle & King County has been responding to an outbreak of novel coronavirus (COVID-19) in coordination with our partners at the Washington State Department of Health and the Centers for Disease Control and Prevention. These data reflect reports for King County residents received through midnight the day before. For desktop and mobile users, hover over graphs for more details.

Summary of counts:

Since yesterday

All results: 14,140 + 1,830

Negative: 12,312 + 1,579
87.1% of all results

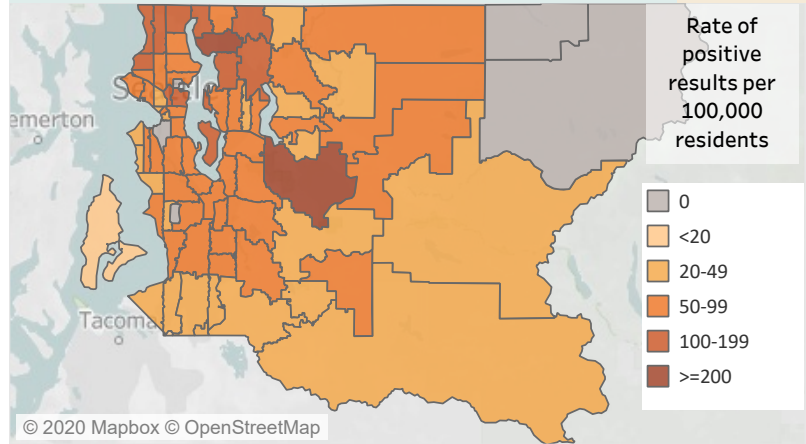
Positive: 1,828 + 251
12.9% of all results

Deaths due to COVID-19 illness: 125 + 16
6.8% of positive results

Test results are reported to the Washington State Department of Health. Pending or inconclusive results are not included in this dashboard. Multiple tests per person are counted once.

Rate of positive results per 100,000 residents by ZIP code or city of residence (choose to the right)

☒ ZIP code
☐ City

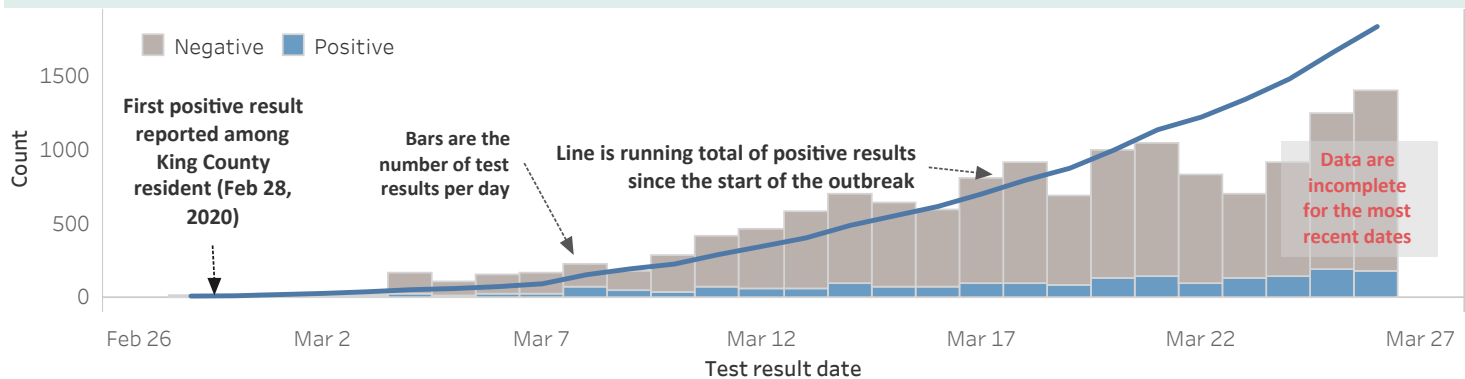


Rates may not be representative due to the small numbers of people tested to date. The rates will change as more people are tested.

Select a filter to the right to affect the charts below:

☒ Show all results
☐ Show positive results only

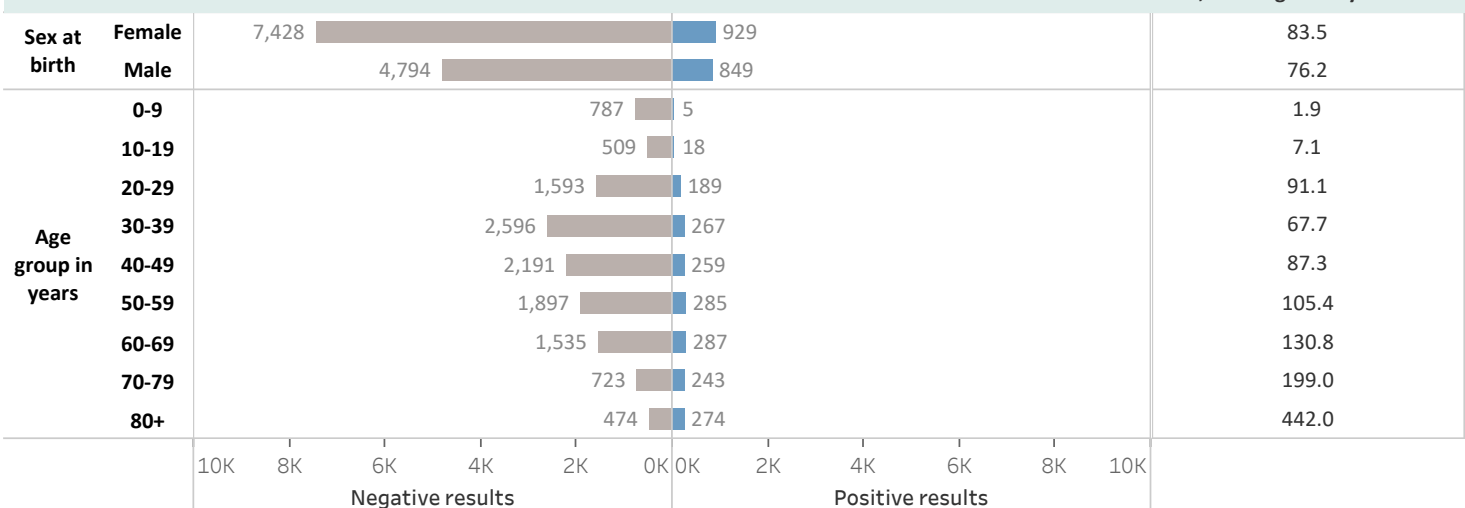
Count by test result date



Test results may be reported several days after the result. Data from previous days are routinely updated.

Sex at birth and age group of King County residents with COVID-19 test results

Rate of positive results per 100,000 King County residents



Counts may not add up to total case count as demographic data may be missing.

Rates may reflect targeted testing in certain populations (e.g. 60+)




Public Health - Seattle & King County COVID-19 Outbreak Summary

Updated:

3/27/2020

2:13:49 PM

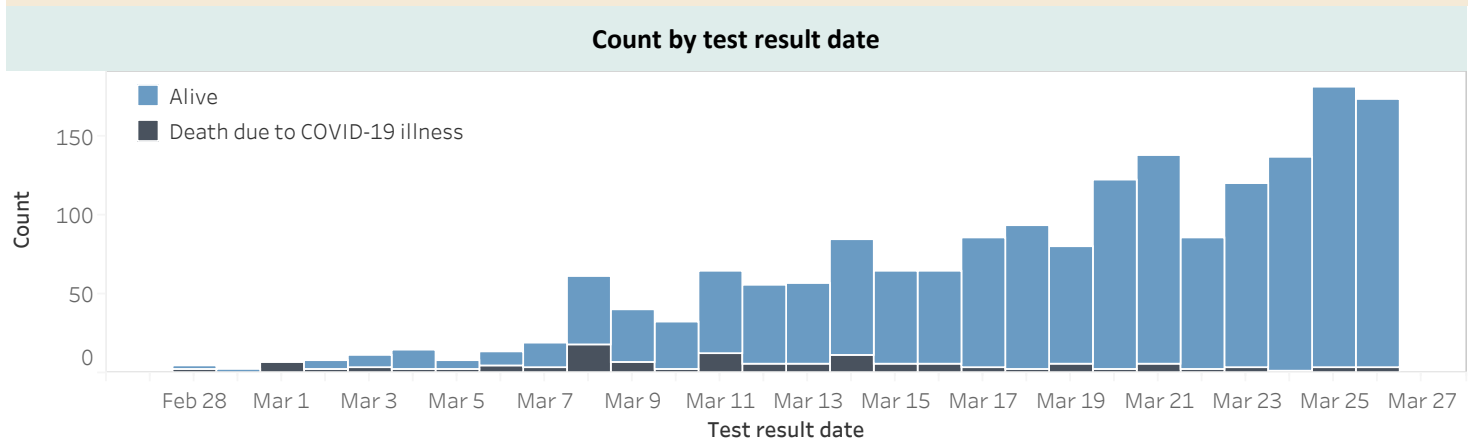
Since January 21, 2020, Public Health - Seattle & King County has been responding to an outbreak of novel coronavirus (COVID-19) in coordination with our partners at the Washington State Department of Health and the Centers for Disease Control and Prevention. These data reflect reports for King County residents received through midnight the day before. For desktop and mobile users, hover over graphs for more details.



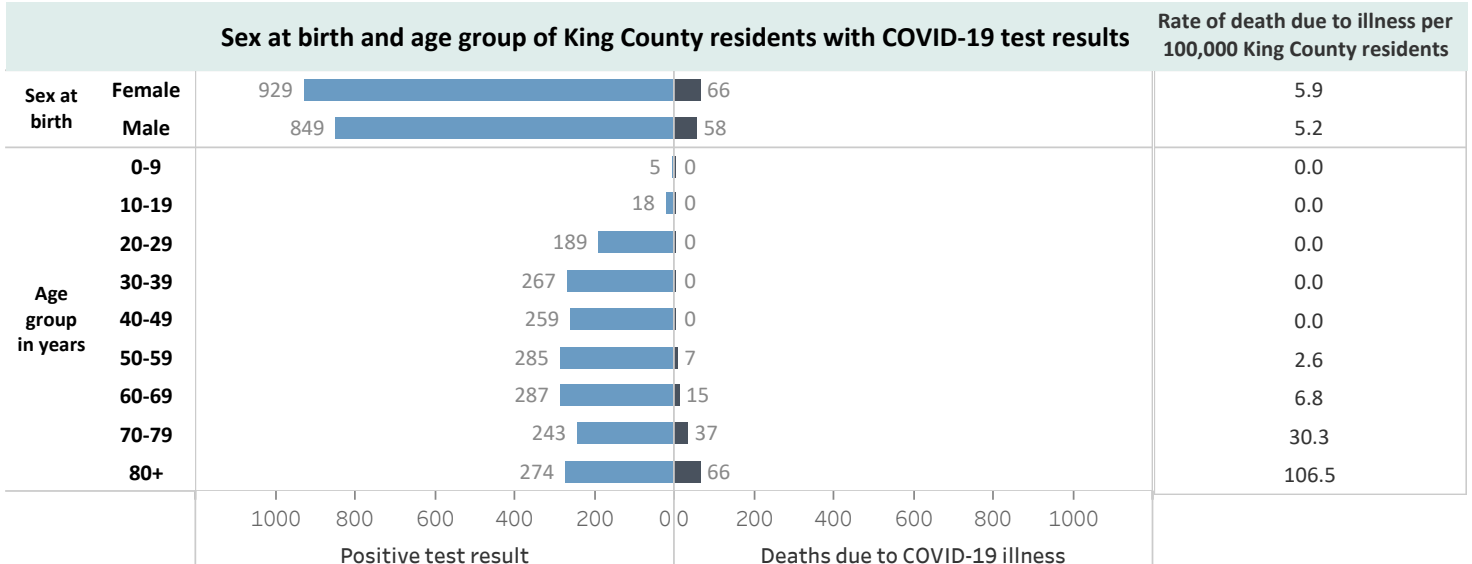
Test results are reported to the Washington State Department of Health. Pending or inconclusive results are not included in this dashboard. Multiple tests per person are counted once.

Rates may not be representative due to the small numbers of people tested to date. The rates will change as more people are tested.

Select a filter to the right to affect the charts below:
☐ Show all results
☒ Show positive results only



Test results may be reported several days after the result. Data from previous days are routinely updated.



Positive test result

Deaths due to COVID-19 illness

Counts may not add up to total case count as demographic data may be missing.

Rates may reflect targeted testing in certain populations (e.g. 60+)