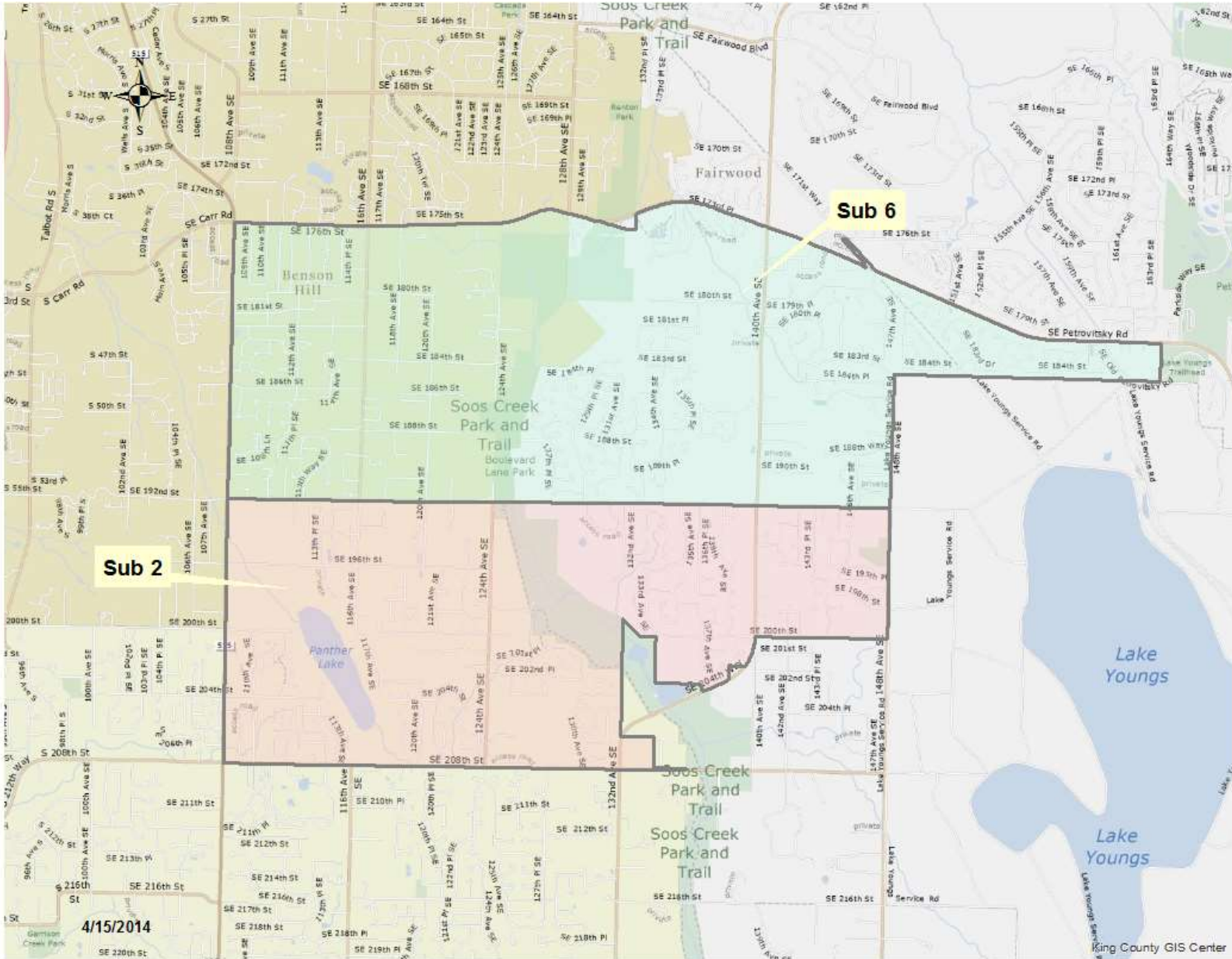
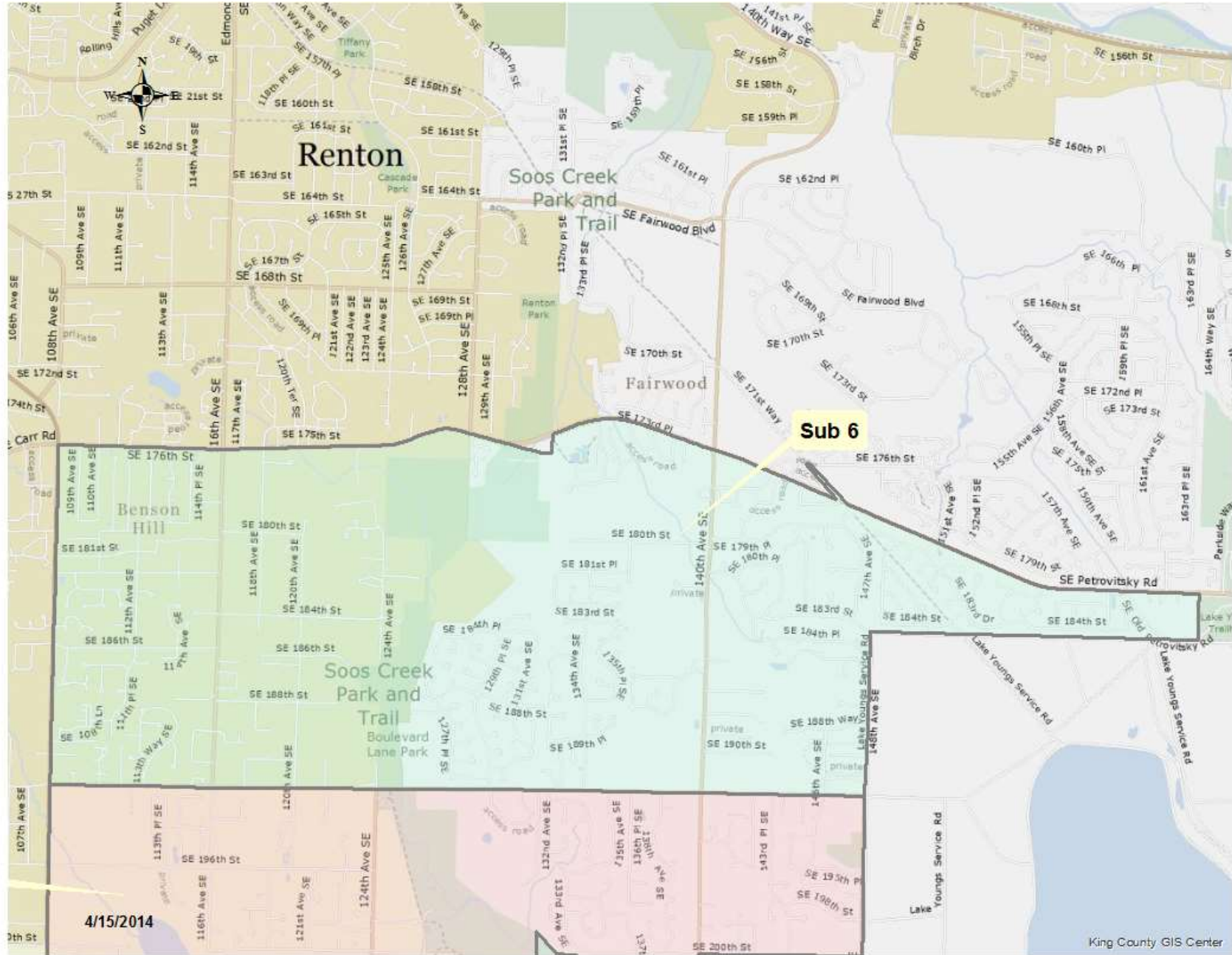


Area 51 Map

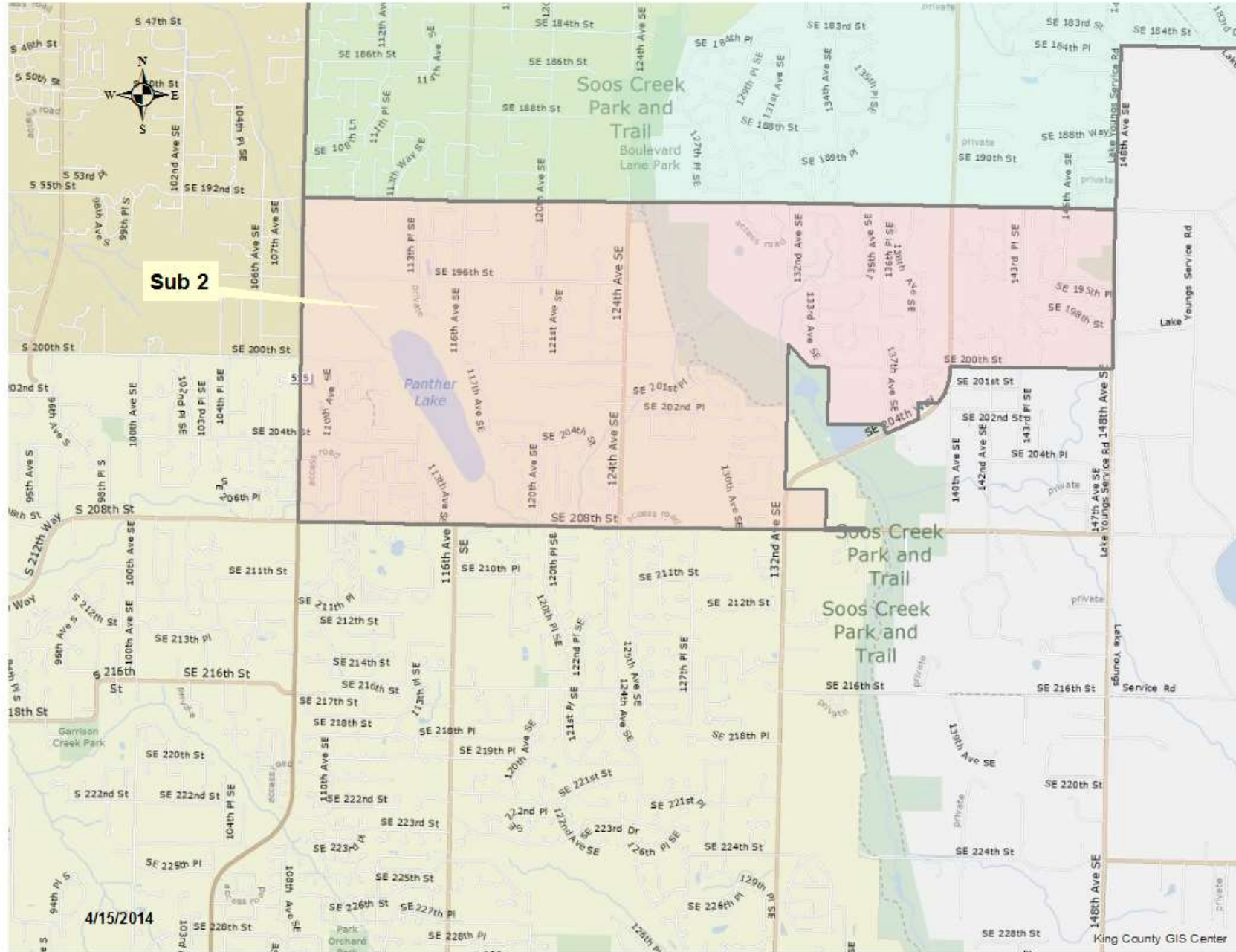


All maps in this document are subject to the following disclaimer: The information included on this map has been compiled by King County staff from a variety of sources and is subject to change without notice. King County makes no representations or warranties, express or implied, as to accuracy, completeness, timeliness, or rights to the use of such information. King County shall not be liable for any general, special, indirect, incidental, or consequential damages including, but not limited to, lost revenues or lost profits resulting from the use or misuse of the information contained on this map. Any sale of this map or information on this map is prohibited except by written permission of King County. Scale Unknown.

Area 51 - Sub Area 6 Map



Area 51 - Sub Area 2 Map



Area 51 Housing Profile



Grade 5/ Year Built 1941/ Total Living Area 910
Account Number 322305-9211



Grade 8/ Year Built 1999/ Total Living Area 3860
Account Number 322305-9350



Grade 6/ Year Built 1968/ Total Living Area 1010
Account Number 519800-0060



Grade 9/ Year Built 1992/ Total Living Area 3440
Account Number 147312-0560



Grade 7/ Year Built 1979/ Total Living Area 1760
Account Number 746142-0870



Grade 10/ Year Built 2002/ Total Living Area 3460
Account Number 352305-9004

Glossary for Improved Sales

Condition: Relative to Age and Grade

1= Poor	Many repairs needed. Showing serious deterioration
2= Fair	Some repairs needed immediately. Much deferred maintenance.
3= Average	Depending upon age of improvement; normal amount of upkeep for the age of the home.
4= Good	Condition above the norm for the age of the home. Indicates extra attention and care has been taken to maintain
5= Very Good	Excellent maintenance and updating on home. Not a total renovation.

Residential Building Grades

Grades 1 - 3	Falls short of minimum building standards. Normally cabin or inferior structure.
Grade 4	Generally older low quality construction. Does not meet code.
Grade 5	Lower construction costs and workmanship. Small, simple design.
Grade 6	Lowest grade currently meeting building codes. Low quality materials, simple designs.
Grade 7	Average grade of construction and design. Commonly seen in plats and older subdivisions.
Grade 8	Just above average in construction and design. Usually better materials in both the exterior and interior finishes.
Grade 9	Better architectural design, with extra exterior and interior design and quality.
Grade 10	Homes of this quality generally have high quality features. Finish work is better, and more design quality is seen in the floor plans and larger square footage.
Grade 11	Custom design and higher quality finish work, with added amenities of solid woods, bathroom fixtures and more luxurious options.
Grade 12	Custom design and excellent builders. All materials are of the highest quality and all conveniences are present.
Grade 13	Generally custom designed and built. Approaching the Mansion level. Large amount of highest quality cabinet work, wood trim and marble; large entries.