

## 2005 ITEIP Parent/Family Survey Results

If you have any technical difficulties with this survey please contact [Angela French](#).

You are viewing ALL results for a total of 1016 respondents.

### Referral

Question	Strongly Agree	Agree	Disagree	Strongly Disagree	Don't Know	Total
1. It was easy to find out about early intervention services available for my child.	337 (33.7%)	494 (49.4%)	113 (11.3%)	41 (4.1%)	16 (1.6%)	1001
2. Briefly share how you found out about services.						
<u>See all responses to Question 2.</u>						
3. My concerns and questions were listened to and addressed.	569 (56.6%)	412 (41.0%)	15 (1.5%)	6 (0.6%)	3 (0.3%)	1005
4. Someone explained my rights to early intervention services.	576 (57.4%)	378 (37.7%)	32 (3.2%)	7 (0.7%)	10 (1.0%)	1003
5. Overall, my first contacts with early intervention services were helpful.	602 (60.0%)	363 (36.2%)	28 (2.8%)	7 (0.7%)	4 (0.4%)	1004

### Family Resources Coordinator - FRC

Question	Strongly Agree	Agree	Disagree	Strongly Disagree	Don't Know	Total
6. I know who my FRC is.	686 (68.1%)	238 (23.6%)	23 (2.3%)	14 (1.4%)	46 (4.6%)	1007
7. My FRC is well informed.	601 (59.9%)	296 (29.5%)	36 (3.6%)	14 (1.4%)	57 (5.7%)	1004
8. My FRC is helpful.	623 (62.3%)	285 (28.5%)	32 (3.2%)	12 (1.2%)	48 (4.8%)	1000
9. My FRC asked what my family's concerns, priorities and resources were.	663 (66.3%)	262 (26.2%)	24 (2.4%)	12 (1.2%)	39 (3.9%)	1000

10. The FRC does a good job of coordinating the services my child and family needs.	612 (61.3%)	274 (27.5%)	46 (4.6%)	14 (1.4%)	52 (5.2%)	998
11. My FRC respects my family's values and culture.	659 (65.7%)	263 (26.2%)	17 (1.7%)	6 (0.6%)	58 (5.8%)	1003
12. Overall, my FRC has made things easier for me.	618 (61.8%)	280 (28.0%)	38 (3.8%)	15 (1.5%)	49 (4.9%)	1000

## Evaluation

Question	Strongly Agree	Agree	Disagree	Strongly Disagree	Don't Know	Total
13. My child was evaluated within 45 days of when I first gave consent to participate in the early intervention program.	681 (67.6%)	264 (26.2%)	20 (2.0%)	12 (1.2%)	30 (3.0%)	1007
14. My child received screening and/or evaluation in all five developmental areas: cognitive, physical, communication, social/emotional and adaptive/self-help.	662 (65.6%)	276 (27.4%)	25 (2.5%)	12 (1.2%)	34 (3.4%)	1009
15. The date, time and locations of evaluations were workable for family's schedule.	674 (66.8%)	298 (29.5%)	16 (1.6%)	10 (1.0%)	11 (1.1%)	1009
16. The evaluation process helped me learn more about my child.	609 (60.4%)	322 (31.9%)	47 (4.7%)	11 (1.1%)	20 (2.0%)	1009

## Individualized Family Service Plan - IFSP

Question	Strongly Agree	Agree	Disagree	Strongly Disagree	Don't Know	Total
17. My FRC clearly described the IFSP process and IFSP meeting to me.	574 (56.8%)	359 (35.5%)	39 (3.9%)	11 (1.1%)	27 (2.7%)	1010
18. I knew I could request other family members, an advocate or person outside my family to attend my family's IFSP meeting(s).	531 (52.7%)	322 (32.0%)	67 (6.7%)	27 (2.7%)	60 (6.0%)	1007
19. My family's resources, priorities and concerns were addressed in the IFSP meeting.	577 (57.5%)	356 (35.5%)	38 (3.8%)	4 (0.4%)	28 (2.8%)	1003
20. Professional staff were present at my IFSP meeting to explain evaluation and assessment information.	587 (59.1%)	315 (31.7%)	39 (3.9%)	13 (1.3%)	40 (4.0%)	994

21. I was given options about how my child and family would get services in home or community settings.	556 (55.3%)	352 (35.0%)	61 (6.1%)	15 (1.5%)	21 (2.1%)	1005
22. My FRC and Early Intervention Team provided me with enough information to make informed decisions.	556 (55.2%)	382 (37.9%)	36 (3.6%)	13 (1.3%)	21 (2.1%)	1008
23. The IFSP outcomes, services, and activities addressed my families concerns and needs.	530 (53.1%)	405 (40.6%)	33 (3.3%)	6 (0.6%)	24 (2.4%)	998
24. My child made progress towards his/her outcomes on the IFSP.	574 (58.6%)	333 (34.0%)	29 (3.0%)	6 (0.6%)	38 (3.9%)	980
25. My child's IFSP was reviewed with me at least every 6 months to determine my child's progress.	397 (60.1%)	199 (30.1%)	40 (6.1%)	12 (1.8%)	13 (2.0%)	661
26. An IFSP meeting was set up if revisions were needed.	383 (51.8%)	227 (30.7%)	43 (5.8%)	14 (1.9%)	73 (9.9%)	740
27. A new IFSP was developed at least once a year at an IFSP meeting.	229 (62.6%)	111 (30.3%)	9 (2.5%)	4 (1.1%)	13 (3.6%)	366
28. My family was satisfied with the quality of services received.	386 (61.8%)	201 (32.2%)	20 (3.2%)	9 (1.4%)	9 (1.4%)	625
29. My family was satisfied with the frequency of services received.	378 (60.6%)	186 (29.8%)	36 (5.8%)	15 (2.4%)	9 (1.4%)	624
30. Early intervention services received have helped our family meet our child's developmental needs.	403 (64.4%)	176 (28.1%)	23 (3.7%)	10 (1.6%)	14 (2.2%)	626

## Transition

Question	Strongly Agree	Agree	Disagree	Strongly Disagree	Don't Know	Total
31. At least six months prior to my child's third birthday, I was informed that services would change at age 3.	318 (66.8%)	126 (26.5%)	15 (3.2%)	6 (1.3%)	11 (2.3%)	476
32. I was given information about what services might be available for my child after age 3.	295 (53.3%)	191 (34.5%)	32 (5.8%)	15 (2.7%)	20 (3.6%)	553
33. The transition plan identified the supports needed for my child and family to transition successfully at age 3.	227 (49.9%)	133 (29.2%)	44 (9.7%)	9 (2.0%)	42 (9.2%)	455
34. Overall, the transition process went smoothly.	162 (44.6%)	112 (30.9%)	31 (8.5%)	8 (2.2%)	50 (13.8%)	363
35. My child had an Individualized Education Program developed by our school district by their third birthday.	147 (46.7%)	85 (27.0%)	32 (10.2%)	10 (3.2%)	41 (13.0%)	315

36. Comments on the transition process for you and your child:

See all responses to Question 36.

### Miscellaneous

37. During the time I was involved in early intervention services, I was given information and invited to participate in meetings, trainings, and/or support groups such as:

- 393 - 61.7% Community Workshops/Trainings
- 120 - 18.8% County Interagency Coordinating Council meetings and activities
- 234 - 36.7% Dad's Support Groups
- 387 - 60.8% Parent to Parent
- 151 - 23.7% Parent Coalitions
- 295 - 46.3% Parent Trainings
- 215 - 33.8% Specific Disability Information
- 74 - 11.6% Washington PAVE
- 33 - 5.2% Ethnic Outreach Coordinator
- 68 - 10.7% Other

637 Total respondents for this question (users could select more than 1 answer)

38. What do you like best about the early intervention services you are receiving?


See all responses to Question 38.

39. Do you have any ideas about how to improve early intervention services in your community?

See all responses to Question 39.

40. Please feel free to make any general comments:

See all responses to Question 40.



## 2005 ITEIP Parent/Family Survey Results

If you have any technical difficulties with this survey please contact [Angela French](#).

You are viewing ALL results for a total of 1016 respondents.

### Referral

Question	Strongly Agree	Agree	Disagree	Strongly Disagree	Don't Know	Total
1. It was easy to find out about early intervention services available for my child.	337 (33.7%)	494 (49.4%)	113 (11.3%)	41 (4.1%)	16 (1.6%)	1001
2. Briefly share how you found out about services.						
<u>See all responses to Question 2.</u>						
3. My concerns and questions were listened to and addressed.	569 (56.6%)	412 (41.0%)	15 (1.5%)	6 (0.6%)	3 (0.3%)	1005
4. Someone explained my rights to early intervention services.	576 (57.4%)	378 (37.7%)	32 (3.2%)	7 (0.7%)	10 (1.0%)	1003
5. Overall, my first contacts with early intervention services were helpful.	602 (60.0%)	363 (36.2%)	28 (2.8%)	7 (0.7%)	4 (0.4%)	1004

### Family Resources Coordinator - FRC

Question	Strongly Agree	Agree	Disagree	Strongly Disagree	Don't Know	Total
6. I know who my FRC is.	686 (68.1%)	238 (23.6%)	23 (2.3%)	14 (1.4%)	46 (4.6%)	1007
7. My FRC is well informed.	601 (59.9%)	296 (29.5%)	36 (3.6%)	14 (1.4%)	57 (5.7%)	1004
8. My FRC is helpful.	623 (62.3%)	285 (28.5%)	32 (3.2%)	12 (1.2%)	48 (4.8%)	1000
9. My FRC asked what my family's concerns, priorities and resources were.	663 (66.3%)	262 (26.2%)	24 (2.4%)	12 (1.2%)	39 (3.9%)	1000

10. The FRC does a good job of coordinating the services my child and family needs.	612 (61.3%)	274 (27.5%)	46 (4.6%)	14 (1.4%)	52 (5.2%)	998
11. My FRC respects my family's values and culture.	659 (65.7%)	263 (26.2%)	17 (1.7%)	6 (0.6%)	58 (5.8%)	1003
12. Overall, my FRC has made things easier for me.	618 (61.8%)	280 (28.0%)	38 (3.8%)	15 (1.5%)	49 (4.9%)	1000

## Evaluation

Question	Strongly Agree	Agree	Disagree	Strongly Disagree	Don't Know	Total
13. My child was evaluated within 45 days of when I first gave consent to participate in the early intervention program.	681 (67.6%)	264 (26.2%)	20 (2.0%)	12 (1.2%)	30 (3.0%)	1007
14. My child received screening and/or evaluation in all five developmental areas: cognitive, physical, communication, social/emotional and adaptive/self-help.	662 (65.6%)	276 (27.4%)	25 (2.5%)	12 (1.2%)	34 (3.4%)	1009
15. The date, time and locations of evaluations were workable for family's schedule.	674 (66.8%)	298 (29.5%)	16 (1.6%)	10 (1.0%)	11 (1.1%)	1009
16. The evaluation process helped me learn more about my child.	609 (60.4%)	322 (31.9%)	47 (4.7%)	11 (1.1%)	20 (2.0%)	1009

## Individualized Family Service Plan - IFSP

Question	Strongly Agree	Agree	Disagree	Strongly Disagree	Don't Know	Total
17. My FRC clearly described the IFSP process and IFSP meeting to me.	574 (56.8%)	359 (35.5%)	39 (3.9%)	11 (1.1%)	27 (2.7%)	1010
18. I knew I could request other family members, an advocate or person outside my family to attend my family's IFSP meeting(s).	531 (52.7%)	322 (32.0%)	67 (6.7%)	27 (2.7%)	60 (6.0%)	1007
19. My family's resources, priorities and concerns were addressed in the IFSP meeting.	577 (57.5%)	356 (35.5%)	38 (3.8%)	4 (0.4%)	28 (2.8%)	1003
20. Professional staff were present at my IFSP meeting to explain evaluation and assessment information.	587 (59.1%)	315 (31.7%)	39 (3.9%)	13 (1.3%)	40 (4.0%)	994

21. I was given options about how my child and family would get services in home or community settings.	556 (55.3%)	352 (35.0%)	61 (6.1%)	15 (1.5%)	21 (2.1%)	1005
22. My FRC and Early Intervention Team provided me with enough information to make informed decisions.	556 (55.2%)	382 (37.9%)	36 (3.6%)	13 (1.3%)	21 (2.1%)	1008
23. The IFSP outcomes, services, and activities addressed my families concerns and needs.	530 (53.1%)	405 (40.6%)	33 (3.3%)	6 (0.6%)	24 (2.4%)	998
24. My child made progress towards his/her outcomes on the IFSP.	574 (58.6%)	333 (34.0%)	29 (3.0%)	6 (0.6%)	38 (3.9%)	980
25. My child's IFSP was reviewed with me at least every 6 months to determine my child's progress.	397 (60.1%)	199 (30.1%)	40 (6.1%)	12 (1.8%)	13 (2.0%)	661
26. An IFSP meeting was set up if revisions were needed.	383 (51.8%)	227 (30.7%)	43 (5.8%)	14 (1.9%)	73 (9.9%)	740
27. A new IFSP was developed at least once a year at an IFSP meeting.	229 (62.6%)	111 (30.3%)	9 (2.5%)	4 (1.1%)	13 (3.6%)	366
28. My family was satisfied with the quality of services received.	386 (61.8%)	201 (32.2%)	20 (3.2%)	9 (1.4%)	9 (1.4%)	625
29. My family was satisfied with the frequency of services received.	378 (60.6%)	186 (29.8%)	36 (5.8%)	15 (2.4%)	9 (1.4%)	624
30. Early intervention services received have helped our family meet our child's developmental needs.	403 (64.4%)	176 (28.1%)	23 (3.7%)	10 (1.6%)	14 (2.2%)	626

## Transition

Question	Strongly Agree	Agree	Disagree	Strongly Disagree	Don't Know	Total
31. At least six months prior to my child's third birthday, I was informed that services would change at age 3.	318 (66.8%)	126 (26.5%)	15 (3.2%)	6 (1.3%)	11 (2.3%)	476
32. I was given information about what services might be available for my child after age 3.	295 (53.3%)	191 (34.5%)	32 (5.8%)	15 (2.7%)	20 (3.6%)	553
33. The transition plan identified the supports needed for my child and family to transition successfully at age 3.	227 (49.9%)	133 (29.2%)	44 (9.7%)	9 (2.0%)	42 (9.2%)	455
34. Overall, the transition process went smoothly.	162 (44.6%)	112 (30.9%)	31 (8.5%)	8 (2.2%)	50 (13.8%)	363
35. My child had an Individualized Education Program developed by our school district by their third birthday.	147 (46.7%)	85 (27.0%)	32 (10.2%)	10 (3.2%)	41 (13.0%)	315

36. Comments on the transition process for you and your child:

See all responses to Question 36.

### Miscellaneous

37. During the time I was involved in early intervention services, I was given information and invited to participate in meetings, trainings, and/or support groups such as:

- 393 - 61.7% Community Workshops/Trainings
  - 120 - 18.8% County Interagency Coordinating Council meetings and activities
  - 234 - 36.7% Dad's Support Groups
  - 387 - 60.8% Parent to Parent
  - 151 - 23.7% Parent Coalitions
  - 295 - 46.3% Parent Trainings
  - 215 - 33.8% Specific Disability Information
  - 74 - 11.6% Washington PAVE
  - 33 - 5.2% Ethnic Outreach Coordinator
  - 68 - 10.7% Other
- 637 Total respondents for this question (users could select more than 1 answer)

38. What do you like best about the early intervention services you are receiving?


See all responses to Question 38.

39. Do you have any ideas about how to improve early intervention services in your community?

See all responses to Question 39.

40. Please feel free to make any general comments:

See all responses to Question 40.



## 2005 ITEIP Parent/Family Survey Results

If you have any technical difficulties with this survey please contact [Angela French](#).

There are 148 respondents for the sort criteria you have selected

You are viewing results for  
 County: KING  
 Zip Code: none selected  
 Age Group: none selected  
 Length of Time in Early Intervention: none selected  
 Ethnicity: White

### Referral

Question	Strongly Agree	Agree	Disagree	Strongly Disagree	Don't Know	Total
1. It was easy to find out about early intervention services available for my child.	44 (30.1%)	72 (49.3%)	19 (13.0%)	10 (6.8%)	1 (0.7%)	146
2. Briefly share how you found out about services.						
<a href="#">See all responses to Question 2.</a>						
3. My concerns and questions were listened to and addressed.	83 (57.6%)	53 (36.8%)	5 (3.5%)	2 (1.4%)	1 (0.7%)	144
4. Someone explained my rights to early intervention services.	80 (55.9%)	54 (37.8%)	6 (4.2%)	1 (0.7%)	2 (1.4%)	143
5. Overall, my first contacts with early intervention services were helpful.	82 (57.7%)	56 (39.4%)	3 (2.1%)	1 (0.7%)	0 (0.0%)	142

### Family Resources Coordinator - FRC

Question	Strongly Agree	Agree	Disagree	Strongly Disagree	Don't Know	Total
6. I know who my FRC is.	99 (67.3%)	41 (27.9%)	2 (1.4%)	2 (1.4%)	3 (2.0%)	147
	79	52	7	1	8	

7. My FRC is well informed.	(53.7%)	(35.4%)	(4.8%)	(0.7%)	(5.4%)	147
8. My FRC is helpful.	82 (56.2%)	53 (36.3%)	5 (3.4%)	1 (0.7%)	5 (3.4%)	146
9. My FRC asked what my family's concerns, priorities and resources were.	96 (65.8%)	40 (27.4%)	5 (3.4%)	2 (1.4%)	3 (2.1%)	146
10. The FRC does a good job of coordinating the services my child and family needs.	84 (57.1%)	44 (29.9%)	10 (6.8%)	5 (3.4%)	4 (2.7%)	147
11. My FRC respects my family's values and culture.	91 (61.9%)	43 (29.3%)	3 (2.0%)	1 (0.7%)	9 (6.1%)	147
12. Overall, my FRC has made things easier for me.	86 (58.9%)	43 (29.5%)	10 (6.8%)	3 (2.1%)	4 (2.7%)	146

### Evaluation

Question	Strongly Agree	Agree	Disagree	Strongly Disagree	Don't Know	Total
13. My child was evaluated within 45 days of when I first gave consent to participate in the early intervention program.	97 (66.0%)	44 (29.9%)	3 (2.0%)	1 (0.7%)	2 (1.4%)	147
14. My child received screening and/or evaluation in all five developmental areas: cognitive, physical, communication, social/emotional and adaptive/self-help.	102 (68.9%)	39 (26.4%)	2 (1.4%)	1 (0.7%)	4 (2.7%)	148
15. The date, time and locations of evaluations were workable for family's schedule.	98 (66.7%)	46 (31.3%)	1 (0.7%)	1 (0.7%)	1 (0.7%)	147
16. The evaluation process helped me learn more about my child.	87 (59.2%)	48 (32.7%)	10 (6.8%)	1 (0.7%)	1 (0.7%)	147

### Individualized Family Service Plan - IFSP

Question	Strongly Agree	Agree	Disagree	Strongly Disagree	Don't Know	Total
17. My FRC clearly described the IFSP process and IFSP meeting to me.	86 (58.1%)	54 (36.5%)	5 (3.4%)	1 (0.7%)	2 (1.4%)	148
18. I knew I could request other family members, an advocate or person outside my family to attend my family's IFSP meeting(s).	85 (57.4%)	44 (29.7%)	13 (8.8%)	2 (1.4%)	4 (2.7%)	148

19. My family's resources, priorities and concerns were addressed in the IFSP meeting.	90 (60.8%)	49 (33.1%)	7 (4.7%)	0 (0.0%)	2 (1.4%)	148
20. Professional staff were present at my IFSP meeting to explain evaluation and assessment information.	93 (63.7%)	44 (30.1%)	4 (2.7%)	0 (0.0%)	5 (3.4%)	146
21. I was given options about how my child and family would get services in home or community settings.	75 (51.0%)	54 (36.7%)	15 (10.2%)	2 (1.4%)	1 (0.7%)	147
22. My FRC and Early Intervention Team provided me with enough information to make informed decisions.	79 (53.7%)	60 (40.8%)	6 (4.1%)	0 (0.0%)	2 (1.4%)	147
23. The IFSP outcomes, services, and activities addressed my families concerns and needs.	81 (55.1%)	57 (38.8%)	7 (4.8%)	0 (0.0%)	2 (1.4%)	147
24. My child made progress towards his/her outcomes on the IFSP.	88 (62.4%)	47 (33.3%)	5 (3.5%)	0 (0.0%)	1 (0.7%)	141
25. My child's IFSP was reviewed with me at least every 6 months to determine my child's progress.	74 (67.9%)	28 (25.7%)	4 (3.7%)	2 (1.8%)	1 (0.9%)	109
26. An IFSP meeting was set up if revisions were needed.	63 (54.8%)	35 (30.4%)	7 (6.1%)	3 (2.6%)	7 (6.1%)	115
27. A new IFSP was developed at least once a year at an IFSP meeting.	45 (70.3%)	18 (28.1%)	0 (0.0%)	1 (1.6%)	0 (0.0%)	64
28. My family was satisfied with the quality of services received.	67 (67.0%)	28 (28.0%)	4 (4.0%)	1 (1.0%)	0 (0.0%)	100
29. My family was satisfied with the frequency of services received.	65 (65.0%)	26 (26.0%)	6 (6.0%)	3 (3.0%)	0 (0.0%)	100
30. Early intervention services received have helped our family meet our child's developmental needs.	65 (65.7%)	28 (28.3%)	5 (5.1%)	1 (1.0%)	0 (0.0%)	99

## Transition

Question	Strongly Agree	Agree	Disagree	Strongly Disagree	Don't Know	Total
31. At least six months prior to my child's third birthday, I was informed that services would change at age 3.	53 (65.4%)	23 (28.4%)	3 (3.7%)	1 (1.2%)	1 (1.2%)	81
32. I was given information about what services might be available for my child after age 3.	46 (52.3%)	33 (37.5%)	5 (5.7%)	1 (1.1%)	3 (3.4%)	88
33. The transition plan identified the supports needed for my child and family to	37	22	7	1	9	76

transition successfully at age 3.	(48.7%)	(28.9%)	(9.2%)	(1.3%)	(11.8%)	
<b>34. Overall, the transition process went smoothly.</b>	<b>29</b>	<b>17</b>	<b>8</b>	<b>0</b>	<b>9</b>	<b>63</b>
	(46.0%)	(27.0%)	(12.7%)	(0.0%)	(14.3%)	
<b>35. My child had an Individualized Education Program developed by our school district by their third birthday.</b>	<b>24</b>	<b>14</b>	<b>6</b>	<b>2</b>	<b>9</b>	<b>55</b>
	(43.6%)	(25.5%)	(10.9%)	(3.6%)	(16.4%)	

**36. Comments on the transition process for you and your child:**

See all responses to Question 36.

### Miscellaneous

**37. During the time I was involved in early intervention services, I was given information and invited to participate in meetings, trainings, and/or support groups such as:**

- 70 - 11.0% Community Workshops/Trainings
  - 12 - 1.9% County Interagency Coordinating Council meetings and activities
  - 79 - 12.4% Dad's Support Groups
  - 63 - 9.9% Parent to Parent
  - 30 - 4.7% Parent Coalitions
  - 59 - 9.3% Parent Trainings
  - 39 - 6.1% Specific Disability Information
  - 6 - 0.9% Washington PAVE
  - 3 - 0.5% Ethnic Outreach Coordinator
  - 12 - 1.9% Other
- 637** Total respondents for this question (users could select more than 1 answer)

**38. What do you like best about the early intervention services you are receiving?**


See all responses to Question 38.

**39. Do you have any ideas about how to improve early intervention services in your community?**

See all responses to Question 39.

**40. Please feel free to make any general comments:**

See all responses to Question 40.



## 2005 ITEIP Parent/Family Survey Results

If you have any technical difficulties with this survey please contact [Angela French](#).

There are 4 respondents for the sort criteria you have selected

You are viewing results for

County: KING

Zip Code: none selected

Age Group: none selected

Length of Time in Early Intervention: none selected

Ethnicity: Native American

### Referral

Question	Strongly Agree	Agree	Disagree	Strongly Disagree	Don't Know	Total
1. It was easy to find out about early intervention services available for my child.	4 (100.0%)	0 (0.0%)	0 (0.0%)	0 (0.0%)	0 (0.0%)	4
2. Briefly share how you found out about services.						
<a href="#">See all responses to Question 2.</a>						
3. My concerns and questions were listened to and addressed.	2 (50.0%)	2 (50.0%)	0 (0.0%)	0 (0.0%)	0 (0.0%)	4
4. Someone explained my rights to early intervention services.	1 (25.0%)	3 (75.0%)	0 (0.0%)	0 (0.0%)	0 (0.0%)	4
5. Overall, my first contacts with early intervention services were helpful.	3 (75.0%)	1 (25.0%)	0 (0.0%)	0 (0.0%)	0 (0.0%)	4

### Family Resources Coordinator - FRC

Question	Strongly Agree	Agree	Disagree	Strongly Disagree	Don't Know	Total
6. I know who my FRC is.	2 (50.0%)	2 (50.0%)	0 (0.0%)	0 (0.0%)	0 (0.0%)	4
	2	2	0	0	0	

7. My FRC is well informed.	(50.0%)	(50.0%)	(0.0%)	(0.0%)	(0.0%)	4
8. My FRC is helpful.	2 (50.0%)	2 (50.0%)	0 (0.0%)	0 (0.0%)	0 (0.0%)	4
9. My FRC asked what my family's concerns, priorities and resources were.	2 (50.0%)	2 (50.0%)	0 (0.0%)	0 (0.0%)	0 (0.0%)	4
10. The FRC does a good job of coordinating the services my child and family needs.	2 (50.0%)	2 (50.0%)	0 (0.0%)	0 (0.0%)	0 (0.0%)	4
11. My FRC respects my family's values and culture.	2 (50.0%)	2 (50.0%)	0 (0.0%)	0 (0.0%)	0 (0.0%)	4
12. Overall, my FRC has made things easier for me.	2 (50.0%)	2 (50.0%)	0 (0.0%)	0 (0.0%)	0 (0.0%)	4

## Evaluation

Question	Strongly Agree	Agree	Disagree	Strongly Disagree	Don't Know	Total
13. My child was evaluated within 45 days of when I first gave consent to participate in the early intervention program.	3 (75.0%)	1 (25.0%)	0 (0.0%)	0 (0.0%)	0 (0.0%)	4
14. My child received screening and/or evaluation in all five developmental areas: cognitive, physical, communication, social/emotional and adaptive/self-help.	4 (100.0%)	0 (0.0%)	0 (0.0%)	0 (0.0%)	0 (0.0%)	4
15. The date, time and locations of evaluations were workable for family's schedule.	4 (100.0%)	0 (0.0%)	0 (0.0%)	0 (0.0%)	0 (0.0%)	4
16. The evaluation process helped me learn more about my child.	4 (100.0%)	0 (0.0%)	0 (0.0%)	0 (0.0%)	0 (0.0%)	4

## Individualized Family Service Plan - IFSP

Question	Strongly Agree	Agree	Disagree	Strongly Disagree	Don't Know	Total
17. My FRC clearly described the IFSP process and IFSP meeting to me.	2 (50.0%)	2 (50.0%)	0 (0.0%)	0 (0.0%)	0 (0.0%)	4
18. I knew I could request other family members, an advocate or person outside my family to attend my family's IFSP meeting(s).	2 (50.0%)	2 (50.0%)	0 (0.0%)	0 (0.0%)	0 (0.0%)	4

19. My family's resources, priorities and concerns were addressed in the IFSP meeting.	2 (50.0%)	2 (50.0%)	0 (0.0%)	0 (0.0%)	0 (0.0%)	4
20. Professional staff were present at my IFSP meeting to explain evaluation and assessment information.	2 (50.0%)	2 (50.0%)	0 (0.0%)	0 (0.0%)	0 (0.0%)	4
21. I was given options about how my child and family would get services in home or community settings.	1 (25.0%)	3 (75.0%)	0 (0.0%)	0 (0.0%)	0 (0.0%)	4
22. My FRC and Early Intervention Team provided me with enough information to make informed decisions.	2 (50.0%)	2 (50.0%)	0 (0.0%)	0 (0.0%)	0 (0.0%)	4
23. The IFSP outcomes, services, and activities addressed my families concerns and needs.	1 (33.3%)	2 (66.7%)	0 (0.0%)	0 (0.0%)	0 (0.0%)	3
24. My child made progress towards his/her outcomes on the IFSP.	2 (66.7%)	1 (33.3%)	0 (0.0%)	0 (0.0%)	0 (0.0%)	3
25. My child's IFSP was reviewed with me at least every 6 months to determine my child's progress.	4 (100.0%)	0 (0.0%)	0 (0.0%)	0 (0.0%)	0 (0.0%)	4
26. An IFSP meeting was set up if revisions were needed.	4 (100.0%)	0 (0.0%)	0 (0.0%)	0 (0.0%)	0 (0.0%)	4
27. A new IFSP was developed at least once a year at an IFSP meeting.	3 (75.0%)	1 (25.0%)	0 (0.0%)	0 (0.0%)	0 (0.0%)	4
28. My family was satisfied with the quality of services received.	3 (75.0%)	1 (25.0%)	0 (0.0%)	0 (0.0%)	0 (0.0%)	4
29. My family was satisfied with the frequency of services received.	3 (75.0%)	1 (25.0%)	0 (0.0%)	0 (0.0%)	0 (0.0%)	4
30. Early intervention services received have helped our family meet our child's developmental needs.	3 (75.0%)	1 (25.0%)	0 (0.0%)	0 (0.0%)	0 (0.0%)	4

### Transition

Question	Strongly Agree	Agree	Disagree	Strongly Disagree	Don't Know	Total
31. At least six months prior to my child's third birthday, I was informed that services would change at age 3.	2 (66.7%)	1 (33.3%)	0 (0.0%)	0 (0.0%)	0 (0.0%)	3
32. I was given information about what services might be available for my child after age 3.	2 (66.7%)	1 (33.3%)	0 (0.0%)	0 (0.0%)	0 (0.0%)	3
33. The transition plan identified the supports needed for my child and family to	2	1	0	0	0	3

transition successfully at age 3.	(66.7%)	(33.3%)	(0.0%)	(0.0%)	(0.0%)	
<b>34. Overall, the transition process went smoothly.</b>	<b>2</b>	<b>0</b>	<b>0</b>	<b>0</b>	<b>0</b>	<b>2</b>
	(100.0%)	(0.0%)	(0.0%)	(0.0%)	(0.0%)	
<b>35. My child had an Individualized Education Program developed by our school district by their third birthday.</b>	<b>2</b>	<b>1</b>	<b>0</b>	<b>0</b>	<b>0</b>	<b>3</b>
	(66.7%)	(33.3%)	(0.0%)	(0.0%)	(0.0%)	
<b>36. Comments on the transition process for you and your child:</b>						

See all responses to Question 36.

### Miscellaneous

**37. During the time I was involved in early intervention services, I was given information and invited to participate in meetings, trainings, and/or support groups such as:**

- 3 - 0.5% Community Workshops/Trainings
  - 1 - 0.2% County Interagency Coordinating Council meetings and activities
  - 2 - 0.3% Dad's Support Groups
  - 2 - 0.3% Parent to Parent
  - 1 - 0.2% Parent Coalitions
  - 1 - 0.2% Parent Trainings
  - 3 - 0.5% Specific Disability Information
  - 1 - 0.2% Washington PAVE
  - 1 - 0.2% Ethnic Outreach Coordinator
  - 0 - 00.0% Other
- 637** Total respondents for this question (users could select more than 1 answer)

**38. What do you like best about the early intervention services you are receiving?**


See all responses to Question 38.

**39. Do you have any ideas about how to improve early intervention services in your community?**

See all responses to Question 39.

**40. Please feel free to make any general comments:**

See all responses to Question 40.



## 2005 ITEIP Parent/Family Survey Results

If you have any technical difficulties with this survey please contact [Angela French](#).

There are 27 respondents for the sort criteria you have selected

You are viewing results for  
 County: KING  
 Zip Code: none selected  
 Age Group: none selected  
 Length of Time in Early Intervention: none selected  
 Ethnicity: Asian/Pacific Islander

### Referral

Question	Strongly Agree	Agree	Disagree	Strongly Disagree	Don't Know	Total
1. It was easy to find out about early intervention services available for my child.	3 (11.5%)	16 (61.5%)	3 (11.5%)	4 (15.4%)	0 (0.0%)	26
2. Briefly share how you found out about services.						
<a href="#">See all responses to Question 2.</a>						
3. My concerns and questions were listened to and addressed.	10 (37.0%)	17 (63.0%)	0 (0.0%)	0 (0.0%)	0 (0.0%)	27
4. Someone explained my rights to early intervention services.	7 (25.9%)	17 (63.0%)	1 (3.7%)	0 (0.0%)	2 (7.4%)	27
5. Overall, my first contacts with early intervention services were helpful.	11 (40.7%)	16 (59.3%)	0 (0.0%)	0 (0.0%)	0 (0.0%)	27

### Family Resources Coordinator - FRC

Question	Strongly Agree	Agree	Disagree	Strongly Disagree	Don't Know	Total
6. I know who my FRC is.	15 (55.6%)	9 (33.3%)	0 (0.0%)	0 (0.0%)	3 (11.1%)	27
	13	8	3	0	3	

7. My FRC is well informed.	(48.1%)	(29.6%)	(11.1%)	(0.0%)	(11.1%)	27
8. My FRC is helpful.	13 (50.0%)	10 (38.5%)	1 (3.8%)	0 (0.0%)	2 (7.7%)	26
9. My FRC asked what my family's concerns, priorities and resources were.	14 (51.9%)	10 (37.0%)	1 (3.7%)	0 (0.0%)	2 (7.4%)	27
10. The FRC does a good job of coordinating the services my child and family needs.	11 (40.7%)	13 (48.1%)	1 (3.7%)	0 (0.0%)	2 (7.4%)	27
11. My FRC respects my family's values and culture.	14 (51.9%)	10 (37.0%)	1 (3.7%)	0 (0.0%)	2 (7.4%)	27
12. Overall, my FRC has made things easier for me.	13 (48.1%)	10 (37.0%)	2 (7.4%)	0 (0.0%)	2 (7.4%)	27

### Evaluation

Question	Strongly Agree	Agree	Disagree	Strongly Disagree	Don't Know	Total
13. My child was evaluated within 45 days of when I first gave consent to participate in the early intervention program.	12 (44.4%)	12 (44.4%)	1 (3.7%)	0 (0.0%)	2 (7.4%)	27
14. My child received screening and/or evaluation in all five developmental areas: cognitive, physical, communication, social/emotional and adaptive/self-help.	13 (48.1%)	10 (37.0%)	2 (7.4%)	1 (3.7%)	1 (3.7%)	27
15. The date, time and locations of evaluations were workable for family's schedule.	13 (48.1%)	12 (44.4%)	2 (7.4%)	0 (0.0%)	0 (0.0%)	27
16. The evaluation process helped me learn more about my child.	16 (59.3%)	9 (33.3%)	0 (0.0%)	0 (0.0%)	2 (7.4%)	27

### Individualized Family Service Plan - IFSP

Question	Strongly Agree	Agree	Disagree	Strongly Disagree	Don't Know	Total
17. My FRC clearly described the IFSP process and IFSP meeting to me.	13 (48.1%)	10 (37.0%)	1 (3.7%)	0 (0.0%)	3 (11.1%)	27
18. I knew I could request other family members, an advocate or person outside my family to attend my family's IFSP meeting(s).	12 (44.4%)	9 (33.3%)	1 (3.7%)	0 (0.0%)	5 (18.5%)	27

19. My family's resources, priorities and concerns were addressed in the IFSP meeting.	11 (40.7%)	13 (48.1%)	0 (0.0%)	0 (0.0%)	3 (11.1%)	27
20. Professional staff were present at my IFSP meeting to explain evaluation and assessment information.	11 (40.7%)	12 (44.4%)	3 (11.1%)	0 (0.0%)	1 (3.7%)	27
21. I was given options about how my child and family would get services in home or community settings.	12 (44.4%)	11 (40.7%)	1 (3.7%)	0 (0.0%)	3 (11.1%)	27
22. My FRC and Early Intervention Team provided me with enough information to make informed decisions.	13 (48.1%)	10 (37.0%)	2 (7.4%)	0 (0.0%)	2 (7.4%)	27
23. The IFSP outcomes, services, and activities addressed my families concerns and needs.	11 (40.7%)	15 (55.6%)	0 (0.0%)	0 (0.0%)	1 (3.7%)	27
24. My child made progress towards his/her outcomes on the IFSP.	12 (44.4%)	12 (44.4%)	0 (0.0%)	0 (0.0%)	3 (11.1%)	27
25. My child's IFSP was reviewed with me at least every 6 months to determine my child's progress.	6 (30.0%)	13 (65.0%)	1 (5.0%)	0 (0.0%)	0 (0.0%)	20
26. An IFSP meeting was set up if revisions were needed.	6 (28.6%)	12 (57.1%)	0 (0.0%)	0 (0.0%)	3 (14.3%)	21
27. A new IFSP was developed at least once a year at an IFSP meeting.	3 (33.3%)	5 (55.6%)	0 (0.0%)	0 (0.0%)	1 (11.1%)	9
28. My family was satisfied with the quality of services received.	6 (40.0%)	9 (60.0%)	0 (0.0%)	0 (0.0%)	0 (0.0%)	15
29. My family was satisfied with the frequency of services received.	7 (43.8%)	8 (50.0%)	1 (6.3%)	0 (0.0%)	0 (0.0%)	16
30. Early intervention services received have helped our family meet our child's developmental needs.	7 (43.8%)	9 (56.3%)	0 (0.0%)	0 (0.0%)	0 (0.0%)	16

### Transition

Question	Strongly Agree	Agree	Disagree	Strongly Disagree	Don't Know	Total
31. At least six months prior to my child's third birthday, I was informed that services would change at age 3.	10 (66.7%)	3 (20.0%)	0 (0.0%)	1 (6.7%)	1 (6.7%)	15
32. I was given information about what services might be available for my child after age 3.	9 (60.0%)	4 (26.7%)	1 (6.7%)	1 (6.7%)	0 (0.0%)	15
33. The transition plan identified the supports needed for my child and family to	5	7	0	1	0	13

transition successfully at age 3.	(38.5%)	(53.8%)	(0.0%)	(7.7%)	(0.0%)	
34. Overall, the transition process went smoothly.	5 (50.0%)	4 (40.0%)	0 (0.0%)	0 (0.0%)	1 (10.0%)	10
35. My child had an Individualized Education Program developed by our school district by their third birthday.	4 (40.0%)	5 (50.0%)	1 (10.0%)	0 (0.0%)	0 (0.0%)	10

36. Comments on the transition process for you and your child:

See all responses to Question 36.

### Miscellaneous

37. During the time I was involved in early intervention services, I was given information and invited to participate in meetings, trainings, and/or support groups such as:

- 9 - 1.4% Community Workshops/Trainings
- 2 - 0.3% County Interagency Coordinating Council meetings and activities
- 14 - 2.2% Dad's Support Groups
- 14 - 2.2% Parent to Parent
- 4 - 0.6% Parent Coalitions
- 11 - 1.7% Parent Trainings
- 6 - 0.9% Specific Disability Information
- 0 - 0.0% Washington PAVE
- 1 - 0.2% Ethnic Outreach Coordinator
- 1 - 0.2% Other

637 Total respondents for this question (users could select more than 1 answer)

38. What do you like best about the early intervention services you are receiving?


See all responses to Question 38.

39. Do you have any ideas about how to improve early intervention services in your community?

See all responses to Question 39.

40. Please feel free to make any general comments:

See all responses to Question 40.



## 2005 ITEIP Parent/Family Survey Results

If you have any technical difficulties with this survey please contact [Angela French](#).

There are 10 respondents for the sort criteria you have selected

You are viewing results for  
 County: KING  
 Zip Code: none selected  
 Age Group: none selected  
 Length of Time in Early Intervention: none selected  
 Ethnicity: African/American

### Referral

Question	Strongly Agree	Agree	Disagree	Strongly Disagree	Don't Know	Total
1. It was easy to find out about early intervention services available for my child.	4 (40.0%)	3 (30.0%)	1 (10.0%)	2 (20.0%)	0 (0.0%)	10
2. Briefly share how you found out about services.						
<a href="#">See all responses to Question 2.</a>						
3. My concerns and questions were listened to and addressed.	6 (60.0%)	4 (40.0%)	0 (0.0%)	0 (0.0%)	0 (0.0%)	10
4. Someone explained my rights to early intervention services.	7 (70.0%)	3 (30.0%)	0 (0.0%)	0 (0.0%)	0 (0.0%)	10
5. Overall, my first contacts with early intervention services were helpful.	6 (60.0%)	3 (30.0%)	1 (10.0%)	0 (0.0%)	0 (0.0%)	10

### Family Resources Coordinator - FRC

Question	Strongly Agree	Agree	Disagree	Strongly Disagree	Don't Know	Total
6. I know who my FRC is.	8 (80.0%)	2 (20.0%)	0 (0.0%)	0 (0.0%)	0 (0.0%)	10
	6	4	0	0	0	

7. My FRC is well informed.	(60.0%)	(40.0%)	(0.0%)	(0.0%)	(0.0%)	10
8. My FRC is helpful.	6 (60.0%)	4 (40.0%)	0 (0.0%)	0 (0.0%)	0 (0.0%)	10
9. My FRC asked what my family's concerns, priorities and resources were.	6 (60.0%)	3 (30.0%)	1 (10.0%)	0 (0.0%)	0 (0.0%)	10
10. The FRC does a good job of coordinating the services my child and family needs.	6 (60.0%)	3 (30.0%)	1 (10.0%)	0 (0.0%)	0 (0.0%)	10
11. My FRC respects my family's values and culture.	7 (70.0%)	3 (30.0%)	0 (0.0%)	0 (0.0%)	0 (0.0%)	10
12. Overall, my FRC has made things easier for me.	7 (70.0%)	2 (20.0%)	1 (10.0%)	0 (0.0%)	0 (0.0%)	10

### Evaluation

Question	Strongly Agree	Agree	Disagree	Strongly Disagree	Don't Know	Total
13. My child was evaluated within 45 days of when I first gave consent to participate in the early intervention program.	8 (80.0%)	2 (20.0%)	0 (0.0%)	0 (0.0%)	0 (0.0%)	10
14. My child received screening and/or evaluation in all five developmental areas: cognitive, physical, communication, social/emotional and adaptive/self-help.	8 (80.0%)	2 (20.0%)	0 (0.0%)	0 (0.0%)	0 (0.0%)	10
15. The date, time and locations of evaluations were workable for family's schedule.	8 (80.0%)	2 (20.0%)	0 (0.0%)	0 (0.0%)	0 (0.0%)	10
16. The evaluation process helped me learn more about my child.	7 (70.0%)	3 (30.0%)	0 (0.0%)	0 (0.0%)	0 (0.0%)	10

### Individualized Family Service Plan - IFSP

Question	Strongly Agree	Agree	Disagree	Strongly Disagree	Don't Know	Total
17. My FRC clearly described the IFSP process and IFSP meeting to me.	8 (80.0%)	2 (20.0%)	0 (0.0%)	0 (0.0%)	0 (0.0%)	10
18. I knew I could request other family members, an advocate or person outside my family to attend my family's IFSP meeting(s).	6 (60.0%)	3 (30.0%)	0 (0.0%)	1 (10.0%)	0 (0.0%)	10

19. My family's resources, priorities and concerns were addressed in the IFSP meeting.	7 (70.0%)	3 (30.0%)	0 (0.0%)	0 (0.0%)	0 (0.0%)	10
20. Professional staff were present at my IFSP meeting to explain evaluation and assessment information.	6 (60.0%)	4 (40.0%)	0 (0.0%)	0 (0.0%)	0 (0.0%)	10
21. I was given options about how my child and family would get services in home or community settings.	5 (50.0%)	3 (30.0%)	2 (20.0%)	0 (0.0%)	0 (0.0%)	10
22. My FRC and Early Intervention Team provided me with enough information to make informed decisions.	5 (50.0%)	5 (50.0%)	0 (0.0%)	0 (0.0%)	0 (0.0%)	10
23. The IFSP outcomes, services, and activities addressed my families concerns and needs.	5 (50.0%)	5 (50.0%)	0 (0.0%)	0 (0.0%)	0 (0.0%)	10
24. My child made progress towards his/her outcomes on the IFSP.	5 (50.0%)	4 (40.0%)	0 (0.0%)	0 (0.0%)	1 (10.0%)	10
25. My child's IFSP was reviewed with me at least every 6 months to determine my child's progress.	5 (62.5%)	2 (25.0%)	0 (0.0%)	0 (0.0%)	1 (12.5%)	8
26. An IFSP meeting was set up if revisions were needed.	6 (66.7%)	0 (0.0%)	0 (0.0%)	0 (0.0%)	3 (33.3%)	9
27. A new IFSP was developed at least once a year at an IFSP meeting.	1 (25.0%)	3 (75.0%)	0 (0.0%)	0 (0.0%)	0 (0.0%)	4
28. My family was satisfied with the quality of services received.	5 (62.5%)	3 (37.5%)	0 (0.0%)	0 (0.0%)	0 (0.0%)	8
29. My family was satisfied with the frequency of services received.	6 (75.0%)	1 (12.5%)	1 (12.5%)	0 (0.0%)	0 (0.0%)	8
30. Early intervention services received have helped our family meet our child's developmental needs.	6 (75.0%)	1 (12.5%)	1 (12.5%)	0 (0.0%)	0 (0.0%)	8

### Transition

Question	Strongly Agree	Agree	Disagree	Strongly Disagree	Don't Know	Total
31. At least six months prior to my child's third birthday, I was informed that services would change at age 3.	5 (83.3%)	1 (16.7%)	0 (0.0%)	0 (0.0%)	0 (0.0%)	6
32. I was given information about what services might be available for my child after age 3.	6 (85.7%)	1 (14.3%)	0 (0.0%)	0 (0.0%)	0 (0.0%)	7
33. The transition plan identified the supports needed for my child and family to	3	2	0	0	0	5

transition successfully at age 3.	(60.0%)	(40.0%)	(0.0%)	(0.0%)	(0.0%)	
<b>34. Overall, the transition process went smoothly.</b>	<b>2</b> (40.0%)	<b>3</b> (60.0%)	<b>0</b> (0.0%)	<b>0</b> (0.0%)	<b>0</b> (0.0%)	<b>5</b>
<b>35. My child had an Individualized Education Program developed by our school district by their third birthday.</b>	<b>3</b> (60.0%)	<b>2</b> (40.0%)	<b>0</b> (0.0%)	<b>0</b> (0.0%)	<b>0</b> (0.0%)	<b>5</b>

**36. Comments on the transition process for you and your child:**

See all responses to Question 36.

### Miscellaneous

**37. During the time I was involved in early intervention services, I was given information and invited to participate in meetings, trainings, and/or support groups such as:**

- 6 - 0.9% Community Workshops/Trainings
- 3 - 0.5% County Interagency Coordinating Council meetings and activities
- 5 - 0.8% Dad's Support Groups
- 5 - 0.8% Parent to Parent
- 4 - 0.6% Parent Coalitions
- 6 - 0.9% Parent Trainings
- 6 - 0.9% Specific Disability Information
- 3 - 0.5% Washington PAVE
- 2 - 0.3% Ethnic Outreach Coordinator
- 1 - 0.2% Other

**637** Total respondents for this question (users could select more than 1 answer)

**38. What do you like best about the early intervention services you are receiving?**

See all responses to Question 38.

**39. Do you have any ideas about how to improve early intervention services in your community?**

See all responses to Question 39.

**40. Please feel free to make any general comments:**

See all responses to Question 40.



## 2005 ITEIP Parent/Family Survey Results

If you have any technical difficulties with this survey please contact [Angela French](#).

There are 14 respondents for the sort criteria you have selected

You are viewing results for  
 County: KING  
 Zip Code: none selected  
 Age Group: none selected  
 Length of Time in Early Intervention: none selected  
 Ethnicity: Hispanic

### Referral

Question	Strongly Agree	Agree	Disagree	Strongly Disagree	Don't Know	Total
1. It was easy to find out about early intervention services available for my child.	4 (33.3%)	7 (58.3%)	0 (0.0%)	0 (0.0%)	1 (8.3%)	12
2. Briefly share how you found out about services.						
<a href="#">See all responses to Question 2.</a>						
3. My concerns and questions were listened to and addressed.	9 (64.3%)	5 (35.7%)	0 (0.0%)	0 (0.0%)	0 (0.0%)	14
4. Someone explained my rights to early intervention services.	8 (57.1%)	6 (42.9%)	0 (0.0%)	0 (0.0%)	0 (0.0%)	14
5. Overall, my first contacts with early intervention services were helpful.	9 (64.3%)	5 (35.7%)	0 (0.0%)	0 (0.0%)	0 (0.0%)	14

### Family Resources Coordinator - FRC

Question	Strongly Agree	Agree	Disagree	Strongly Disagree	Don't Know	Total
6. I know who my FRC is.	9 (64.3%)	4 (28.6%)	1 (7.1%)	0 (0.0%)	0 (0.0%)	14
	9	4	0	0	1	

7. My FRC is well informed.	(64.3%)	(28.6%)	(0.0%)	(0.0%)	(7.1%)	14
8. My FRC is helpful.	9 (64.3%)	5 (35.7%)	0 (0.0%)	0 (0.0%)	0 (0.0%)	14
9. My FRC asked what my family's concerns, priorities and resources were.	7 (50.0%)	7 (50.0%)	0 (0.0%)	0 (0.0%)	0 (0.0%)	14
10. The FRC does a good job of coordinating the services my child and family needs.	9 (64.3%)	4 (28.6%)	0 (0.0%)	0 (0.0%)	1 (7.1%)	14
11. My FRC respects my family's values and culture.	9 (64.3%)	5 (35.7%)	0 (0.0%)	0 (0.0%)	0 (0.0%)	14
12. Overall, my FRC has made things easier for me.	9 (64.3%)	5 (35.7%)	0 (0.0%)	0 (0.0%)	0 (0.0%)	14

## Evaluation

Question	Strongly Agree	Agree	Disagree	Strongly Disagree	Don't Know	Total
13. My child was evaluated within 45 days of when I first gave consent to participate in the early intervention program.	9 (69.2%)	4 (30.8%)	0 (0.0%)	0 (0.0%)	0 (0.0%)	13
14. My child received screening and/or evaluation in all five developmental areas: cognitive, physical, communication, social/emotional and adaptive/self-help.	11 (78.6%)	3 (21.4%)	0 (0.0%)	0 (0.0%)	0 (0.0%)	14
15. The date, time and locations of evaluations were workable for family's schedule.	7 (50.0%)	7 (50.0%)	0 (0.0%)	0 (0.0%)	0 (0.0%)	14
16. The evaluation process helped me learn more about my child.	9 (64.3%)	5 (35.7%)	0 (0.0%)	0 (0.0%)	0 (0.0%)	14

## Individualized Family Service Plan - IFSP

Question	Strongly Agree	Agree	Disagree	Strongly Disagree	Don't Know	Total
17. My FRC clearly described the IFSP process and IFSP meeting to me.	7 (50.0%)	6 (42.9%)	1 (7.1%)	0 (0.0%)	0 (0.0%)	14
18. I knew I could request other family members, an advocate or person outside my family to attend my family's IFSP meeting(s).	4 (28.6%)	4 (28.6%)	1 (7.1%)	0 (0.0%)	5 (35.7%)	14

19. My family's resources, priorities and concerns were addressed in the IFSP meeting.	8 (57.1%)	5 (35.7%)	1 (7.1%)	0 (0.0%)	0 (0.0%)	14
20. Professional staff were present at my IFSP meeting to explain evaluation and assessment information.	7 (53.8%)	6 (46.2%)	0 (0.0%)	0 (0.0%)	0 (0.0%)	13
21. I was given options about how my child and family would get services in home or community settings.	7 (50.0%)	4 (28.6%)	2 (14.3%)	0 (0.0%)	1 (7.1%)	14
22. My FRC and Early Intervention Team provided me with enough information to make informed decisions.	8 (57.1%)	6 (42.9%)	0 (0.0%)	0 (0.0%)	0 (0.0%)	14
23. The IFSP outcomes, services, and activities addressed my families concerns and needs.	4 (30.8%)	8 (61.5%)	0 (0.0%)	0 (0.0%)	1 (7.7%)	13
24. My child made progress towards his/her outcomes on the IFSP.	7 (53.8%)	6 (46.2%)	0 (0.0%)	0 (0.0%)	0 (0.0%)	13
25. My child's IFSP was reviewed with me at least every 6 months to determine my child's progress.	3 (50.0%)	3 (50.0%)	0 (0.0%)	0 (0.0%)	0 (0.0%)	6
26. An IFSP meeting was set up if revisions were needed.	3 (37.5%)	2 (25.0%)	0 (0.0%)	0 (0.0%)	3 (37.5%)	8
27. A new IFSP was developed at least once a year at an IFSP meeting.	1 (33.3%)	1 (33.3%)	0 (0.0%)	0 (0.0%)	1 (33.3%)	3
28. My family was satisfied with the quality of services received.	2 (33.3%)	2 (33.3%)	0 (0.0%)	0 (0.0%)	2 (33.3%)	6
29. My family was satisfied with the frequency of services received.	2 (33.3%)	3 (50.0%)	0 (0.0%)	0 (0.0%)	1 (16.7%)	6
30. Early intervention services received have helped our family meet our child's developmental needs.	2 (40.0%)	2 (40.0%)	0 (0.0%)	0 (0.0%)	1 (20.0%)	5

## Transition

Question	Strongly Agree	Agree	Disagree	Strongly Disagree	Don't Know	Total
31. At least six months prior to my child's third birthday, I was informed that services would change at age 3.	2 (50.0%)	1 (25.0%)	1 (25.0%)	0 (0.0%)	0 (0.0%)	4
32. I was given information about what services might be available for my child after age 3.	4 (80.0%)	1 (20.0%)	0 (0.0%)	0 (0.0%)	0 (0.0%)	5
33. The transition plan identified the supports needed for my child and family to	4	1	0	0	0	5

transition successfully at age 3.	(80.0%)	(20.0%)	(0.0%)	(0.0%)	(0.0%)	
34. Overall, the transition process went smoothly.	1 (25.0%)	0 (0.0%)	1 (25.0%)	0 (0.0%)	2 (50.0%)	4
35. My child had an Individualized Education Program developed by our school district by their third birthday.	3 (75.0%)	0 (0.0%)	1 (25.0%)	0 (0.0%)	0 (0.0%)	4

36. Comments on the transition process for you and your child:

See all responses to Question 36.

### Miscellaneous

37. During the time I was involved in early intervention services, I was given information and invited to participate in meetings, trainings, and/or support groups such as:

- 6 - 0.9% Community Workshops/Trainings
- 4 - 0.6% County Interagency Coordinating Council meetings and activities
- 5 - 0.8% Dad's Support Groups
- 8 - 1.3% Parent to Parent
- 2 - 0.3% Parent Coalitions
- 4 - 0.6% Parent Trainings
- 4 - 0.6% Specific Disability Information
- 1 - 0.2% Washington PAVE
- 0 - 00.0% Ethnic Outreach Coordinator
- 1 - 0.2% Other

637 Total respondents for this question (users could select more than 1 answer)

38. What do you like best about the early intervention services you are receiving?


See all responses to Question 38.

39. Do you have any ideas about how to improve early intervention services in your community?

See all responses to Question 39.

40. Please feel free to make any general comments:

See all responses to Question 40.



## 2005 ITEIP Parent/Family Survey Results

If you have any technical difficulties with this survey please contact [Angela French](#).

There are 32 respondents for the sort criteria you have selected

You are viewing results for  
 County: KING  
 Zip Code: none selected  
 Age Group: none selected  
 Length of Time in Early Intervention: none selected  
 Ethnicity: Multiracial

### Referral

Question	Strongly Agree	Agree	Disagree	Strongly Disagree	Don't Know	Total
1. It was easy to find out about early intervention services available for my child.	5 (15.6%)	17 (53.1%)	8 (25.0%)	2 (6.3%)	0 (0.0%)	32
2. Briefly share how you found out about services.						
<a href="#">See all responses to Question 2.</a>						
3. My concerns and questions were listened to and addressed.	11 (35.5%)	18 (58.1%)	1 (3.2%)	0 (0.0%)	1 (3.2%)	31
4. Someone explained my rights to early intervention services.	10 (32.3%)	16 (51.6%)	4 (12.9%)	0 (0.0%)	1 (3.2%)	31
5. Overall, my first contacts with early intervention services were helpful.	14 (45.2%)	15 (48.4%)	1 (3.2%)	0 (0.0%)	1 (3.2%)	31

### Family Resources Coordinator - FRC

Question	Strongly Agree	Agree	Disagree	Strongly Disagree	Don't Know	Total
6. I know who my FRC is.	17 (53.1%)	14 (43.8%)	0 (0.0%)	0 (0.0%)	1 (3.1%)	32
	14	17	0	0	1	

7. My FRC is well informed.	(43.8%)	(53.1%)	(0.0%)	(0.0%)	(3.1%)	32
8. My FRC is helpful.	15 (46.9%)	16 (50.0%)	0 (0.0%)	0 (0.0%)	1 (3.1%)	32
9. My FRC asked what my family's concerns, priorities and resources were.	17 (53.1%)	14 (43.8%)	0 (0.0%)	1 (3.1%)	0 (0.0%)	32
10. The FRC does a good job of coordinating the services my child and family needs.	17 (53.1%)	13 (40.6%)	1 (3.1%)	0 (0.0%)	1 (3.1%)	32
11. My FRC respects my family's values and culture.	18 (56.3%)	13 (40.6%)	0 (0.0%)	0 (0.0%)	1 (3.1%)	32
12. Overall, my FRC has made things easier for me.	17 (53.1%)	13 (40.6%)	1 (3.1%)	1 (3.1%)	0 (0.0%)	32

## Evaluation

Question	Strongly Agree	Agree	Disagree	Strongly Disagree	Don't Know	Total
13. My child was evaluated within 45 days of when I first gave consent to participate in the early intervention program.	21 (65.6%)	11 (34.4%)	0 (0.0%)	0 (0.0%)	0 (0.0%)	32
14. My child received screening and/or evaluation in all five developmental areas: cognitive, physical, communication, social/emotional and adaptive/self-help.	22 (68.8%)	9 (28.1%)	0 (0.0%)	0 (0.0%)	1 (3.1%)	32
15. The date, time and locations of evaluations were workable for family's schedule.	17 (53.1%)	11 (34.4%)	4 (12.5%)	0 (0.0%)	0 (0.0%)	32
16. The evaluation process helped me learn more about my child.	20 (62.5%)	10 (31.3%)	2 (6.3%)	0 (0.0%)	0 (0.0%)	32

## Individualized Family Service Plan - IFSP

Question	Strongly Agree	Agree	Disagree	Strongly Disagree	Don't Know	Total
17. My FRC clearly described the IFSP process and IFSP meeting to me.	17 (53.1%)	12 (37.5%)	2 (6.3%)	1 (3.1%)	0 (0.0%)	32
18. I knew I could request other family members, an advocate or person outside my family to attend my family's IFSP meeting(s).	12 (37.5%)	15 (46.9%)	2 (6.3%)	2 (6.3%)	1 (3.1%)	32

19. My family's resources, priorities and concerns were addressed in the IFSP meeting.	16 (50.0%)	14 (43.8%)	2 (6.3%)	0 (0.0%)	0 (0.0%)	32
20. Professional staff were present at my IFSP meeting to explain evaluation and assessment information.	15 (46.9%)	16 (50.0%)	0 (0.0%)	1 (3.1%)	0 (0.0%)	32
21. I was given options about how my child and family would get services in home or community settings.	13 (41.9%)	14 (45.2%)	3 (9.7%)	0 (0.0%)	1 (3.2%)	31
22. My FRC and Early Intervention Team provided me with enough information to make informed decisions.	12 (37.5%)	19 (59.4%)	0 (0.0%)	0 (0.0%)	1 (3.1%)	32
23. The IFSP outcomes, services, and activities addressed my families concerns and needs.	12 (37.5%)	19 (59.4%)	1 (3.1%)	0 (0.0%)	0 (0.0%)	32
24. My child made progress towards his/her outcomes on the IFSP.	14 (45.2%)	16 (51.6%)	1 (3.2%)	0 (0.0%)	0 (0.0%)	31
25. My child's IFSP was reviewed with me at least every 6 months to determine my child's progress.	12 (50.0%)	11 (45.8%)	1 (4.2%)	0 (0.0%)	0 (0.0%)	24
26. An IFSP meeting was set up if revisions were needed.	8 (30.8%)	14 (53.8%)	1 (3.8%)	1 (3.8%)	2 (7.7%)	26
27. A new IFSP was developed at least once a year at an IFSP meeting.	10 (71.4%)	4 (28.6%)	0 (0.0%)	0 (0.0%)	0 (0.0%)	14
28. My family was satisfied with the quality of services received.	12 (46.2%)	14 (53.8%)	0 (0.0%)	0 (0.0%)	0 (0.0%)	26
29. My family was satisfied with the frequency of services received.	12 (46.2%)	10 (38.5%)	3 (11.5%)	1 (3.8%)	0 (0.0%)	26
30. Early intervention services received have helped our family meet our child's developmental needs.	12 (46.2%)	14 (53.8%)	0 (0.0%)	0 (0.0%)	0 (0.0%)	26

### Transition

Question	Strongly Agree	Agree	Disagree	Strongly Disagree	Don't Know	Total
31. At least six months prior to my child's third birthday, I was informed that services would change at age 3.	11 (57.9%)	8 (42.1%)	0 (0.0%)	0 (0.0%)	0 (0.0%)	19
32. I was given information about what services might be available for my child after age 3.	9 (45.0%)	9 (45.0%)	0 (0.0%)	0 (0.0%)	2 (10.0%)	20
33. The transition plan identified the supports needed for my child and family to	9	7	3	0	1	20

transition successfully at age 3.	(45.0%)	(35.0%)	(15.0%)	(0.0%)	(5.0%)	
34. Overall, the transition process went smoothly.	5 (29.4%)	7 (41.2%)	4 (23.5%)	0 (0.0%)	1 (5.9%)	17
35. My child had an Individualized Education Program developed by our school district by their third birthday.	6 (37.5%)	7 (43.8%)	2 (12.5%)	0 (0.0%)	1 (6.3%)	16

36. Comments on the transition process for you and your child:

See all responses to Question 36.

### Miscellaneous

37. During the time I was involved in early intervention services, I was given information and invited to participate in meetings, trainings, and/or support groups such as:

- 19 - 3.0% Community Workshops/Trainings
- 1 - 0.2% County Interagency Coordinating Council meetings and activities
- 11 - 1.7% Dad's Support Groups
- 9 - 1.4% Parent to Parent
- 3 - 0.5% Parent Coalitions
- 14 - 2.2% Parent Trainings
- 7 - 1.1% Specific Disability Information
- 1 - 0.2% Washington PAVE
- 1 - 0.2% Ethnic Outreach Coordinator
- 1 - 0.2% Other

637 Total respondents for this question (users could select more than 1 answer)

38. What do you like best about the early intervention services you are receiving?


See all responses to Question 38.

39. Do you have any ideas about how to improve early intervention services in your community?

See all responses to Question 39.

40. Please feel free to make any general comments:

See all responses to Question 40.



## 2005 ITEIP Parent/Family Survey Results

You are viewing results for  
 County: KING  
 Zip Code: All  
 Age Group: All  
 Length of Time in Early Intervention: All  
 Ethnicity: All

### 38. What do you like best about the early intervention services you are receiving?

- \* My child turned three a few months ago, but I would like to comment about the wonderful services he received as he participated in the program. SP's were great! I learned so much from them. For example: I learned some sign language. This made communication with my child much simpler when he was not yet able to verbally communicate. I am now using it with my second child. I do not think that I would have kept it up had it not been for their patient example in reviewing it with my child twice a week. My child learned so much through the program.
- \* I no longer receive them.
- \* That the therapist could go to my child's daycare to provide services.
- \* Easy ways to do things for your child that help them adapt to their situation.
- \* That they are helping my daughter thrive.
- \* The people we worked with and the connection they had with my child.
- \* THEIR GIVE ME IDEAS EN ANY PROBLEMS THAT I HAVE WITH MY SON
- \* Our physical therapy is helping our daughter - the therapist is VERY helpful and very organized. She follows through on our concerns.
- \* Kindering Center is a wonderful resource.
- \* Que los integrantes que coordinan tienen conocimiento psicologico \*\*1 (See last page)
- \* I liked that the focus was on the child to get them in a place so that they are caught up with their peers before school.
- \* Great staff, personable and seem to care about our child.
- \* Convenient location and a caring and responsive staff.
- \* The people share a genuine concern for my child.
- \* It is like a second family to us. Our son is receiving the best services at Kindering and we are so sad to have to leave when he turns 3. They are kind, helpful, supportive and most importantly there 110% for my son.
- \* The Kindering Center is great! The teachers are excellent!
- \* Staff and volunteers at HSDC are very knowledgeable and professional. They are wonderful!
- \* Everyone has been extremely professional, skilled and emotionally sensitive and supportive.
- \* They are provided in the home.
- \* My child knows how to speak.
- \* Preschool program & teachers. They are great!!!
- \* Pace and tools used
- \* Kindering Center staff
- \* Friendly, concerned
- \* The staff was amazing! They took a very shy child who was unable to communicate and turned her into someone who now talks non-stop!
- \* The therapists/teachers are fabulous and care about my child. I feel like she is receiving the best possible care.
- \* Mi hijo esta evolucionando notoriamente en todas los aspectos, creo que es lo mas importante ver los resultados ademas la forma en que trabajan me gusta \*\*2 (See last page)
- \* They seem to be helping my son.

- \* They have made so much progress with my son.
- \* I'm thrilled to know there are birth to 3 programs to help kids.
- \* Quality of therapists.
- \* My sons progress has been very good and I believe that his skills are higher because of early detection and intervention.
- \* Very educational
- \* All
- \* The therapist that we have is AWESOME! She works with the whole family and includes everyone in my sons therapy.
- \* Birth to Three is an awesome place to get services for the little ones. Kind, informed staff!
- \* The care my child receives - the teachers in the preschool, the therapists who provide services & care, and the information we receive on improving our child's skills.
- \* Our therapista come to our home and have been integral to the development of my child.
- \* The people that work with my daughter are very friendly and helpful with her specific needs.
- \* First and foremost, that it is available! It has been a blessing for us and our son. Thank you.
- \* The services are so professional - yet the setting is warm and nurturing. It has made the whole experience so much easier.
- \* My daughter is getting the help she needs & having fun at the same time.
- \* Quality speech services.
- \* Playgroup
- \* great speech therapy staff at Kindering!!
- \* They don't cost money - the financial responsibility for most families would be so expensive that children would really miss out!
- \* Friendly therapist who worked well with my son and after six months and ear tubes, he was caught up to other kids his age.
- \* The staff is well educated and very personable! They work hard to make you feel at east and to educate you on how best to help your child meet their goals.
- \* Thorough and flexible
- \* Quality at PTs and instructor
- \* Very helpful and knowledgeable staff.
- \* Head Start on Education
- \* The information received on developmental stages.
- \* Physical Therapy
- \* Helps my child start what they need.
- \* I like the friendly staff at Kent TC
- \* Kindering Center has been wonderful.
- \* Convenient - well organized for me. Age appropriate and consistent for my child.
- \* Knowledgeable and friendly staff/teachers
- \* The staff are all very helpful - we also appreciate the inhome services with twins.
- \* Positive feedback to parents on how to help child develop.
- \* We were pleased with the friendly and helpful therapists/teachers.
- \* Childhaven has always worked very hard to provide good therapy in all areas of need and have trained teachers that strive to meet the often times multiple difficulties that many of these children face.
- \* Having my child in a therapy setting that consistantly meets the needs of his development and meeting on a regular basis to set goals and help my child reach those milestones for development.
- \* I love Children's Therapy Center in Kent. The therapists are great. We have had a wonderful experience working with them. My child has really thrived there.
- \* Benefits to our son.
- \* Las teenicus y los consevos por la terepisto \*\*3 (See last page)
- \* The teachers and therapists.
- \* Genuine care/interest from the trained professionals
- \* They are EFFECTIVE, and administered with love and care. Our daughter has made remarkable progress.
- \* is a wonderful therapist. Our son looked forward to his sessions with her.
- \* Focused, dedicated, individual services for my child by loving, committed, knowledgable teachers and aides.
- \* To analyze how he improves - I was able to get him in services and he had his meets.
- \* In home services - critical because my daughter was anemic. OT, speech and early education therapists were excellent.
- \* The love and care given to our son. The teacher truly wants what is best for him.
- \* The staff training our baby/toddler. Very knowledgeable and genuine.
- \* Nice therapist and they do home visits.
- \* Steadfast commitment to excellence consistent throughout the whole Kidnering process.

- \* They are effective.
- \* Great therapists!
- \* My FRC is so helpful and accomodates everything we need.
- \* My child was at ease in his settings for his therapy and the process for Birth to 3 was a very easy process.
- \* Quality of trained professionals.
- \* Services available close to home.
- \* La ayoda que brindau los profesimalis para que los nino mejoru su problema \*\*4 (See last page)
- \* Everything
- \* My sons speech and OT therapist adapted to my sons needs. They were flexible in changing services in light of new diagnosis. They also arranged the purchase of all of his orthotic equipment.
- \* I like that it helps my child learn.
- \* Positive attitudes and learning environment. IFP program for my child. Encouragement and social skills from outside influences.
- \* I'm not receiving any.
- \* The therapist are fabulous.
- \* All services in one place. My child's therapists are also in the classroom for his early intervention preschool class.
- \* We wanted help developmentally to assist her in catching up after her time in the orphanage.
- \* My child is making good progress
- \* They helped my daughter
- \* Simply that they are available and provide options for teaching and development.
- \* Support/daughters excellent progress
- \* All under one roof and they all speak to each other so all on same page.
- \* The staff are so wonderful with all of the children. My child has made so much progress from where she was before.
- \* Great attention and commitment from the staff at Kindering Center. My child has made tremendous progress with the early intervention.
- \* PT teaching me things to work on at home.
- \* My daughter likes her physical therapist.
- \* #37: Received regular info but can't remember what all of them were. #38: Wonderful services, awesome, helpful staff. Financially affordable.
- \* The teachers my son had were great ( ). I thought the program was good for my child but the only communication you get is really from the teachers. The people who do the evals would just tell you what they're going to do and no one once asked us or informed us about other services.
- \* The kind, patient staff.
- \* The therapists.
- \* Very informative. Works great with my kids. Always there for us if we need them.
- \* Great with our kids, always there for us if we need them.
- \* Our teacher and PT and OT and Speech Therapist. Their positive attitudes and insistence on high standards.
- \* Our son's progress.
- \* They work! My 3 year old is talking well.
- \* Excellent multidisciplinary medical-based approach at Boyer
- \* Dad's Groups.
- \* It is helping me and my family. it is the support and concern for my son and that the intervention is to help prevent any more developmental problems but if more should show up the early intervention services will be right there to guide him the right way and help him to do it on his own.
- \* Excellent resources available to me. Boyer is/was fantastic!
- \* I like the fact that it is helping my daughter to grow and get the help and support she needs and will need for her future so that she can become all that she wants.
- \* In home visits
- \* Be able to participate at Boyer so my daughter could go to Gatzert independently.
- \* We already had another location lined up for our daughter, but had to cancel the other location. Court ordered to Child Haven.
- \* What my daughter is learning and fast!
- \* It's close to home and the staff is wonderful, especially SP is fantastic. The whole staff is great and kind.
- \* The staff is very caring and seem very well informed and sincerely interested in my child's development.
- \* The staff are supportive and genuinely love my child and strive to help him and my family succeed.
- \* Just great to know about - Our contact has been wonderfully supportive and helpful in tracking down answers if she doesn't know right then.
- \* our therapist
- \* The comprehensive/educational approach at Boyer has allowed our son to blossom. We greatly appreciate what is available.
- \* My daughter was able to get speech therapy which has been helpful.

- \* Close to home, subsidized, nice, helpful therapists.
- \* SP - and the progress we are seeing in our child.
- \* Talent and support of HSDC staff
- \* Good therapy - speech & PT/OT, good classroom experience.
- \* Convenient location, extra-curricular activities, support
- \* The services are excellent for our child and we appreciate the parent support.
- \* The people involved genuinely care for my child. They are concerned for our feelings and are very respectful and friendly.
- \* They provided in home services the first year - invaluable. The therapist and teachers are wonderful. Support of other parents important.
- \* Excellent staff - sensitive, loving, knowledgeable, open.
- \* Friendly and competent therapist.
- \* The people are terrific at Boyer - knowledgeable, friendly and very good to my son. I believe they really care about his well-being.
- \* It really help my son meet his developmental needs.
- \* The FRC role is critical and valuable. It is so helpful to have one person who knows the system.
- \* Enthusiasm of the teachers for my child, great parent support network.
- \* The organization and professionalism of the staff and the one-on-one therapy my child is receiving (the involvement with, care, and concern for my child). In addition, the expertise of the staff.
- \* While my son is covered by insurance, it is comforting to know that intervention, services, and treatment are available to him and other children even if they don't have insurance. I also like that there is some coordination of benefits and information between various levels in the community (i.e. my son's private clinic knows about services available through the school district and the State of Washington and how to arrange obtaining them).
- \* Helped family (us) move through the transition & grief and services helped us to see our child's potential.
- \* Very informative, very helpful
- \* Skilled teachers who are knowledgeable and capable of working with children with diverse needs.
- \* Amazing programs at EEU - can't say enough!
- \* Convenient, thoughtful, persistent on new issues and tasks for our son.
- \* Well-trained, supportive staff. Appreciative of all the available resources. It's a valuable service!
- \* The care and concern of the FRCs, teachers, and therapists.
- \* Very helpful to our children and family.
- \* My family resources co-ordinator, she does a good job and has made things easier for me and my family.
- \* Being able to get services before two years for speech tx.
- \* They provided information and support to us as parents of a special needs child - from teachers and other parents.
- \* I feel at the EEU the staff is excellent w/the children. Our son adores his teacher(s) and the facility. I feel the environment is cohesive in regards to our family's needs & concerns. Helpful & pleasant & cares about us.
- \* A caring and concerned staff at Boyer
- \* Child is making progress with his speech delay.
- \* One on one contact with the teacher to address my concerns; home visits to address specific concerns.
- \* I like how happy my child is to participate in the program.
- \* Me gusta todo en general por que el niño se está recuperando muy rápidamente. \*\*5 (See last page)
- \* Learn skills to do at home.
- \* My child has improved beyond belief.
- \* I can share information about other kids that has same problem as my baby, make me feel I'm not alone.
- \* I like that the program has helped my grandson in his development.
- \* The weekly playgroup - very structured, with special ed teacher and other parents facing same situation.
- \* I thought the therapists were wonderful. The financial gal was helpful as well.
- \* The people at Wonderland are so helpful and love my daughter so much. She loves being there and I appreciate their sincere interest in our family.
- \* The staff.
- \* Boyer is a fabulous program with good people running it.
- \* The quality of the people who work with my child.
- \* I really like the teacher and the way she set things up for my son to interact with things and her patients.
- \* THERE HELPING WITH HIS SPEECH
- \* Improvement that I have seen in my daughter
- \* Que le enseñen a my hija hablar (They teach my daughter to talk.)
- \* Que siempre me dicen como va progresando mi niña \*\*6 (See last page)
- \* I like best is that if I have any concern or question they're there to help.
- \* Our best experiences were at the Boyer Childrens Clinic. Our son made incredible progress (relative to his severe condition) and the staff helped educate us as a family as well.
- \* I feel that this is the best possible place for my child and that these are the best teachers available and it is the best

school. We are happy to be here. I do feel I could be better informed, but I know this is the best place for my baby.

- \*\*1 (That the people who coordinate have psychological knowledge.)
- \*\*2 (My son is improving noticeably in all aspects, I think that it is most important to see the results and also I like the way they work.)
- \*\*3 (The techniques and the advice by the therapist.)
- \*\*4 (The help that the professionals give so kids can improve their problem.)
- \*\*5 (I like everything in general because the child is recovering very quickly.)
- \*\*6 (That they always tell me how my daughter is progressing.)

