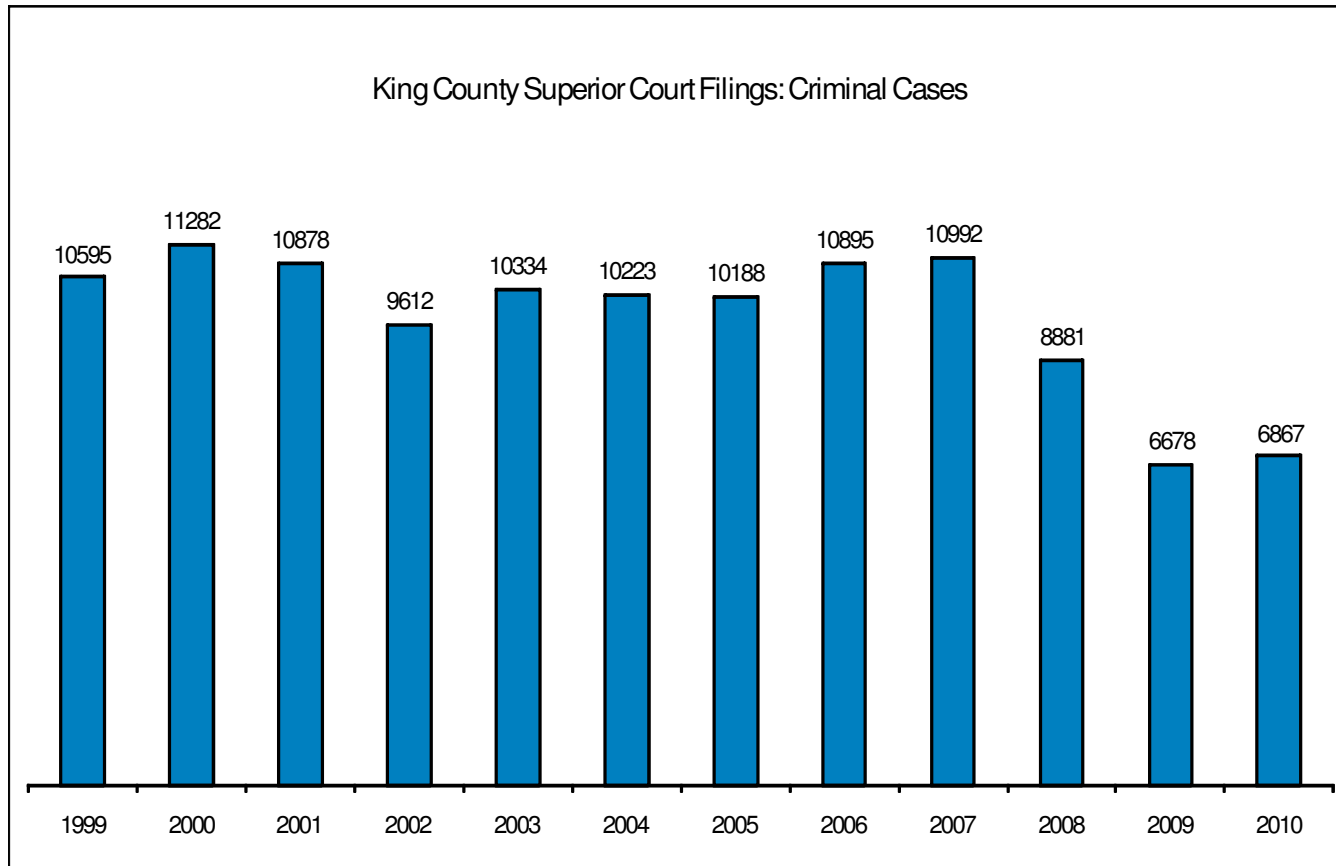
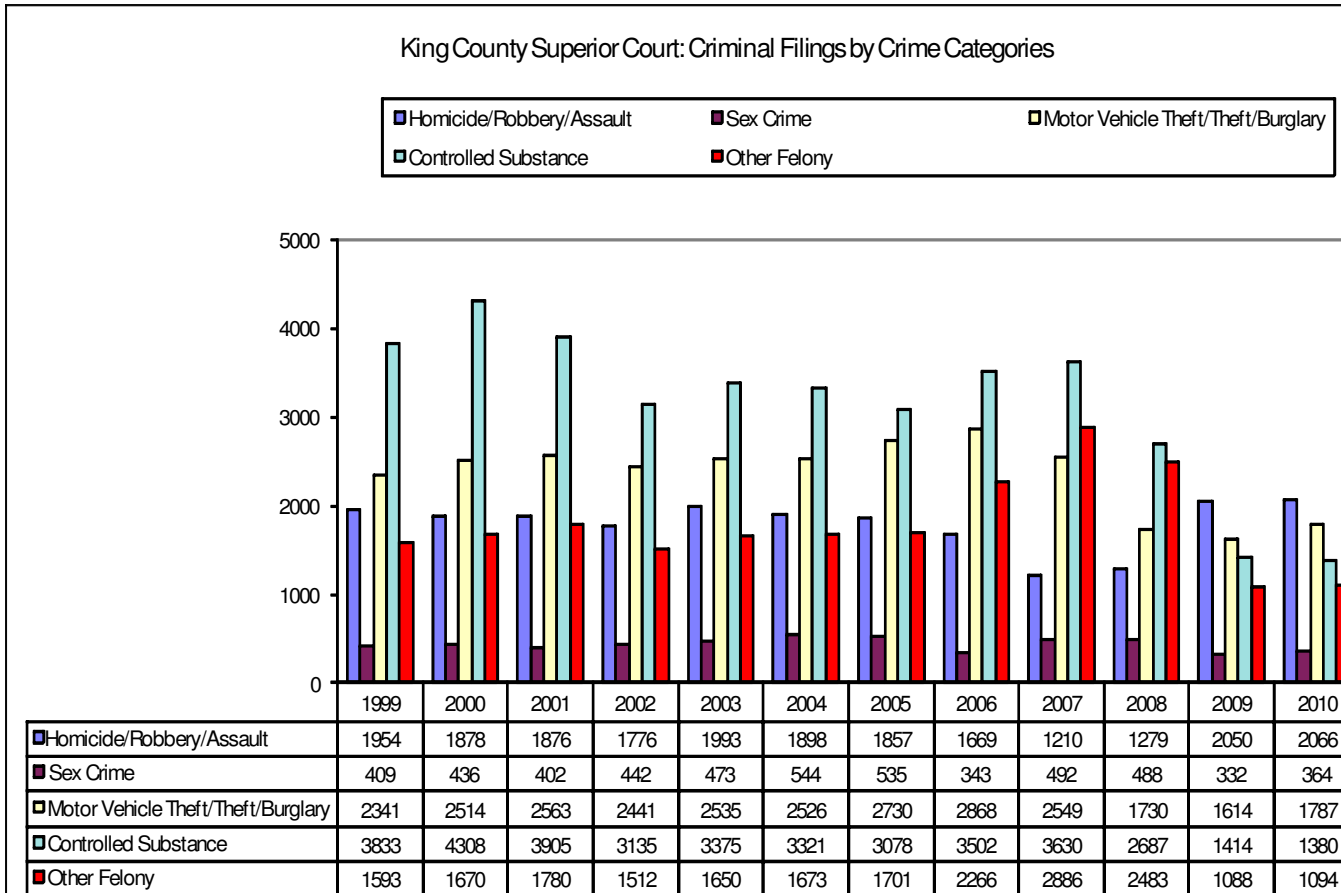


King County Superior Court: Criminal Filings



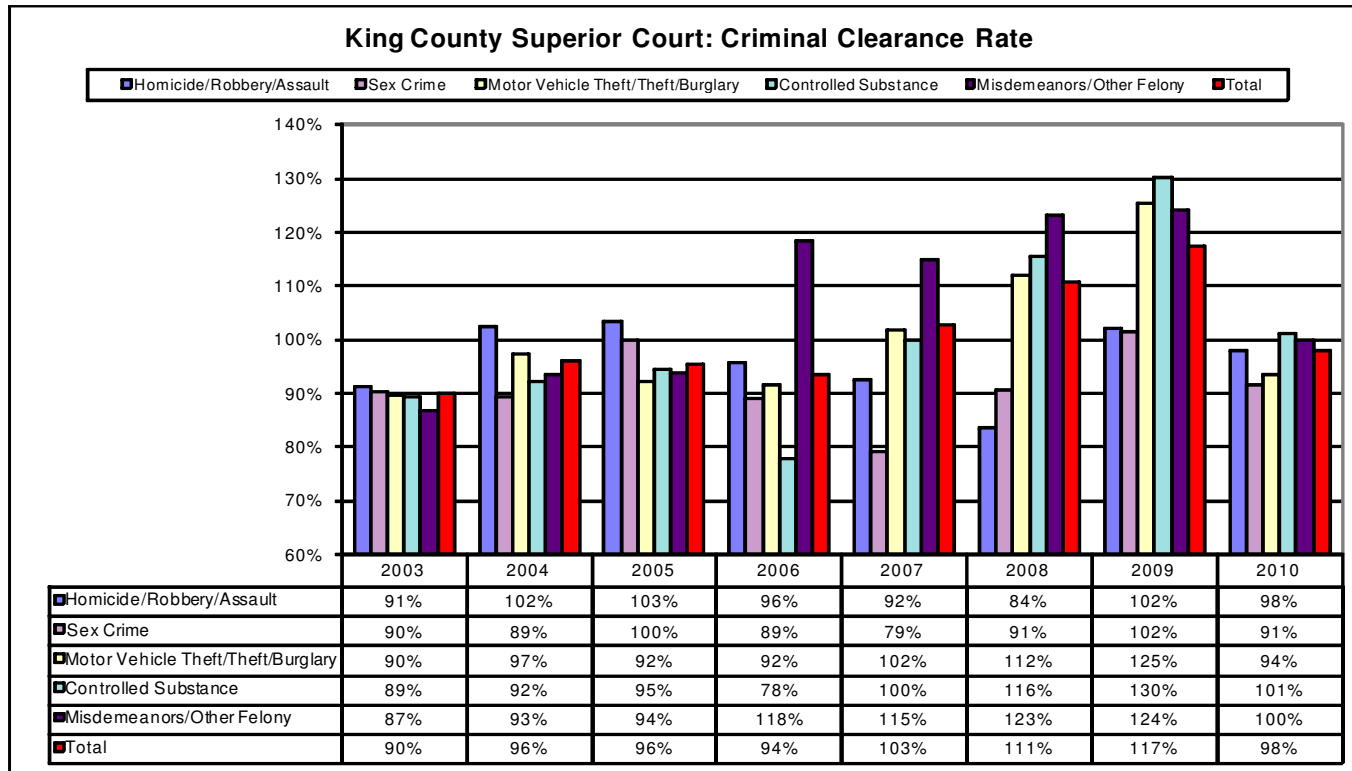
The drop in criminal filings in 2008 was partially due to the change of filing more cases in King County District Court by the Prosecuting Attorney's Office.

King County Superior Court: Criminal Filings by Crime Categories



All crime categories are based on the definitions of Washington State Administrative Office of the Courts (AOC). No further regrouping is carried out for the purpose of consistency.

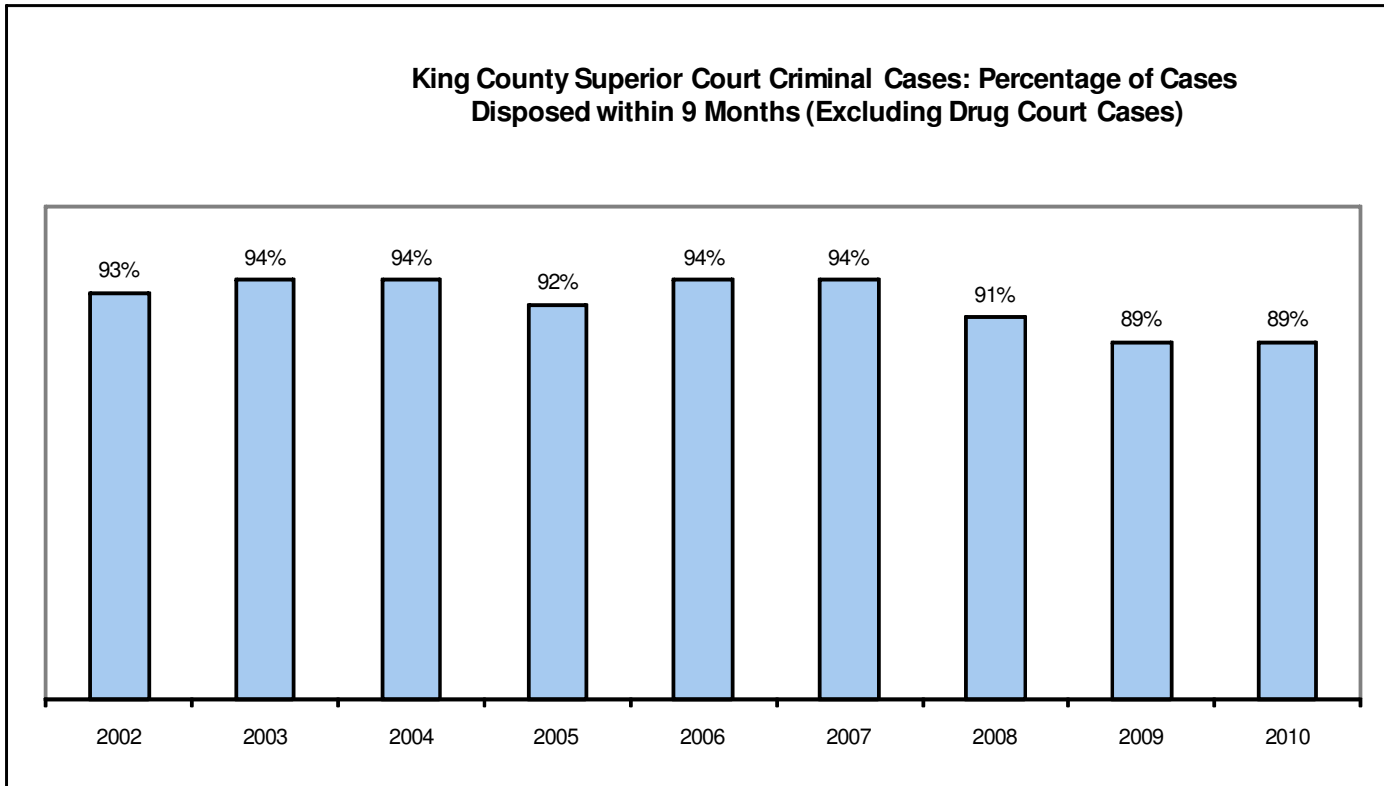
King County Superior Court: Criminal Clearance Rate



All crime categories are based on the definitions of Washington State Administrative Office of the Courts (AOC). No further regrouping is carried out for the purpose of consistency.

Clearance rate is defined as the number of resolved (outgoing) cases as a percentage of the number of new filing (incoming) cases in the same year. A number over 100% indicates that the court disposes of more cases than it receives.

King County Superior Court: Criminal Cases – Time to Disposition

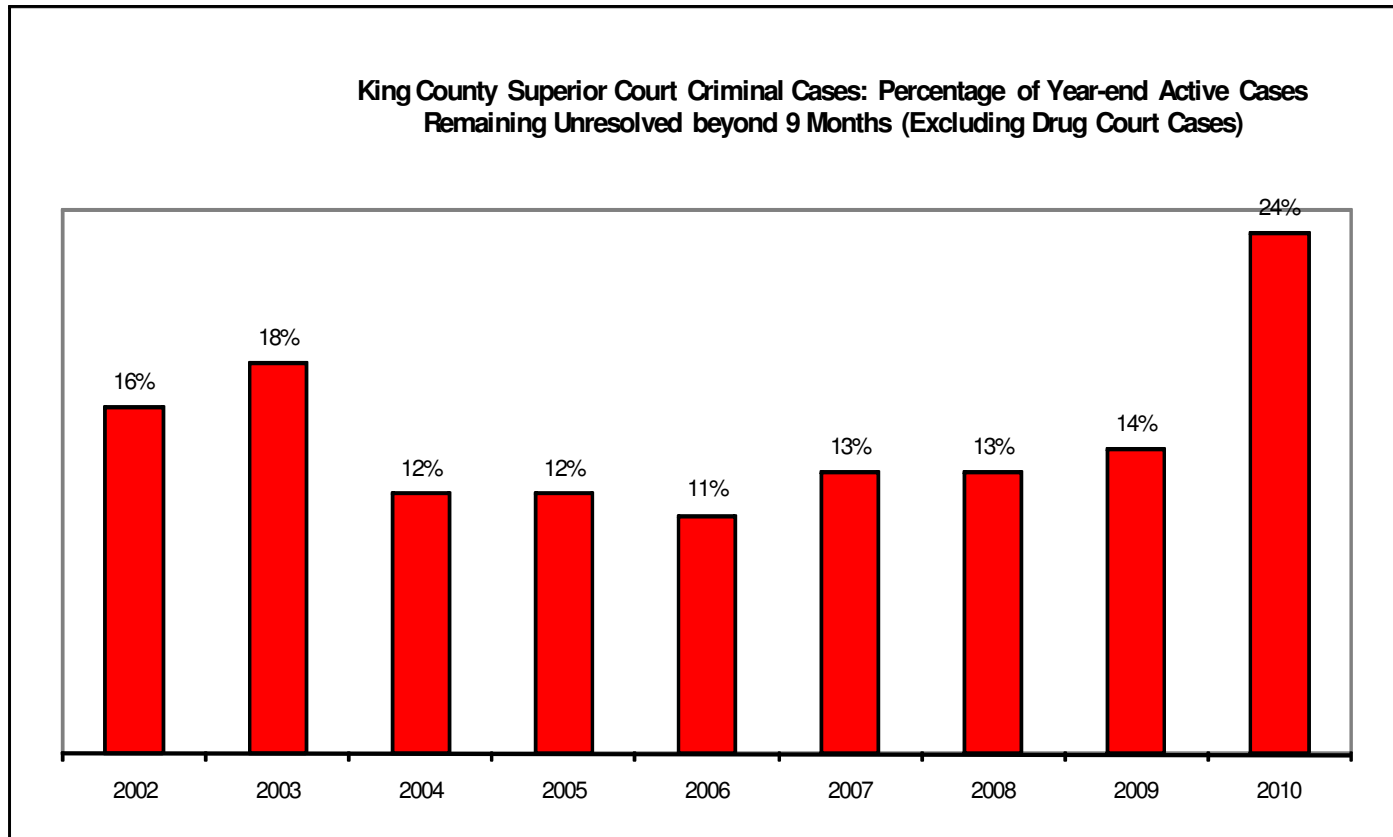


Time to disposition shows the percentage of cases disposed or otherwise resolved within the established time frames.

The number represents the percentage of disposed cases that were resolved within the state time guideline – 100% within 9 months after filing. The goal is to achieve 100% within 9 months.

Drug court cases are excluded since it takes much longer to resolve those cases enrolled in drug court.

King County Superior Court: Criminal Cases – Age of Active Pending Caseload



The age of the active cases pending before the court, measured as the percentage of pending cases that have exceeded the existing state guidelines for disposition – 100% within 9 months after filing.

The number represents the percentage of active pending cases that remain on unresolved beyond 9 months. Our goal is to reduce this percentage closer to zero percent (0%).

Age of Pending Criminal Cases by Time Intervals

Crime Category	Dec 31 2000	Dec 31 2001	Dec 31 2002	Dec 31 2003	Dec 31 2004	Dec 31 2005	Dec 31 2006	Dec 31 2007	Dec 31 2008	Dec 31 2009	Dec 31 2010
Total (excl. RALJ)											
0 - 60 days (0 - 2 months)	943	1448	957	1316	1513	1179	1469	1517	930	852	991
61-120 days (3 - 4 months)	561	709	512	460	652	684	867	865	755	547	651
121-180 days (5 - 6 months)	468	378	228	297	372	367	434	463	439	302	401
181-270 days (7 - 9 months)	361	349	202	270	309	298	357	389	398	265	367
> 270 days (> 9 months)	428	539	427	541	530	698	701	903	820	616	507
Homicide											
0 - 60 days (0 - 2 months)	16	17	11	13	17	6	12	6	6	14	7
61-120 days (3 - 4 months)	6	12	11	5	5	12	9	7	5	6	6
121-180 days (5 - 6 months)	5	7	6	13	3	14	12	7	7	6	3
181-270 days (7 - 9 months)	7	7	2	9	14	9	8	12	13	11	10
> 270 days (> 9 months)	15	14	18	22	27	32	23	32	30	25	26
Sex Crime											
0 - 60 days (0 - 2 months)	45	63	52	60	80	54	52	83	64	59	45
61-120 days (3 - 4 months)	46	42	55	34	58	39	44	58	58	47	47
121-180 days (5 - 6 months)	43	21	28	46	34	41	40	41	34	35	56
181-270 days (7 - 9 months)	28	41	27	37	42	29	40	56	31	36	49
> 270 days (> 9 months)	24	33	31	37	39	57	42	53	53	65	53
Robbery											
0 - 60 days (0 - 2 months)	70	76	51	59	88	64	52	50	50	54	66
61-120 days (3 - 4 months)	35	53	34	31	39	36	48	38	45	43	30
121-180 days (5 - 6 months)	16	13	10	18	24	19	17	17	16	18	26
181-270 days (7 - 9 months)	16	11	10	10	14	16	11	9	17	23	23
> 270 days (> 9 months)	4	11	15	25	26	26	25	27	16	20	27
Aggravated Assault											
0 - 60 days (0 - 2 months)	115	209	149	191	197	168	146	160	160	200	206
61-120 days (3 - 4 months)	89	83	74	50	85	107	113	98	111	116	129
121-180 days (5 - 6 months)	67	56	37	54	66	43	51	54	62	74	71
181-270 days (7 - 9 months)	41	33	19	43	19	39	37	37	39	43	51
> 270 days (> 9 months)	31	28	39	48	42	31	54	48	39	40	43
Burglary/Theft/Larceny											
0 - 60 days (0 - 2 months)	172	290	200	323	307	277	369	322	202	175	235
121-180 days (5 - 6 months)	93	108	112	82	122	133	142	183	155	121	184
61-120 days (3 - 4 months)	64	55	36	44	70	69	90	101	88	59	83
181-270 days (7 - 9 months)	44	67	35	39	54	43	58	53	41	46	59
> 270 days (> 9 months)	38	73	48	101	69	69	73	92	62	56	50
Motor Vehicle Theft											
0 - 60 days (0 - 2 months)	49	92	32	53	53	53	49	18	7	22	28
61-120 days (3 - 4 months)	12	24	15	11	9	26	20	15	8	9	11
121-180 days (5 - 6 months)	16	7	3	7	8	4	3	7	2	2	7
181-270 days (7 - 9 months)	9	11	3	9	7	3	7	1	2	3	2
> 270 days (> 9 months)	9	10	6	12	15	17	16	6	4	1	3
Controlled Substance - Non Drug Court⁽²⁾											
0 - 60 days (0 - 2 months)	321	451	306	374	465	366	507	511	160	186	212
61-120 days (3 - 4 months)	179	246	126	163	203	207	302	270	175	101	113
121-180 days (5 - 6 months)	161	154	51	60	81	96	106	119	112	55	66
181-270 days (7 - 9 months)	118	111	36	36	56	58	67	76	79	39	67
> 270 days (> 9 months)	111	175	119	114	89	81	94	119	88	57	40
Controlled Substance - Drug Court⁽³⁾											
0 - 60 days (0 - 2 months)	5	5	3	11	6	6	9	0	9	1	0
61-120 days (3 - 4 months)	28	14	8	30	38	21	34	10	27	1	3
121-180 days (5 - 6 months)	31	4	22	22	37	32	45	20	36	13	8
181-270 days (7 - 9 months)	58	13	42	50	61	69	68	82	111	30	37
> 270 days (> 9 months)	156	138	83	115	152	308	267	436	450	304	205
Others/Misdemeanor											
0 - 60 days (0 - 2 months)	150	245	153	232	300	185	273	367	272	141	163
61-120 days (3 - 4 months)	73	127	77	54	93	103	155	186	171	103	101
121-180 days (5 - 6 months)	65	61	35	33	49	49	70	97	82	40	54
181-270 days (7 - 9 months)	40	55	28	37	42	32	60	63	65	34	38
> 270 days (> 9 months)	40	57	68	67	71	77	107	90	78	48	47

Drug court cases included drug offense cases, as well as those "property cases" enrolled in drug court.