

King County Superior Court
Criminal Department Statistical Report

July 2011

Department of Judicial Administration
Prepared by: Shiquan Liao, Ph.D., Statistician

Release date: August 20, 2011

Report #: CRM-2011-07

Terminology

Age of Pending Case

Time (days) from filing to resolution, less suspense time if applicable.

Age of Resolved Case

Time (days) from filing to resolution, less suspense time if applicable.

End Pending

Number of pending cases at the end of reporting period.

Net Change in Pending

The change in number of pending cases (end pending minus previous pending).

Pending Case

A case is defined as pending if it is unresolved and not on suspense status.

Previous Pending

Number of pending cases at the beginning of reporting period.

Reactivated Case

A case returns to active from suspense status during the reporting period.

Resolution

A case is resolved if all issues in the complaint are fully adjudicated. However, a drug court case is reported as resolved only when dispositive document is also filed (completed).

Resolution Category

Five resolution categories are used to report resolution of criminal cases: jury trial (CVJV, AQJV), non-jury trial (CVCT, AQCT), guilty plea (GP, GPAT, GPJT), dismissal (DSM), and other (all other resolution codes). For criminal RALJ cases, the resolution categories are: RALJ decision (CDTA, CDTM, CDTR), dismissal (DSRM), and others (any other resolution codes).

Suspended Case

A case is placed in suspense status (removing from active) during the reporting period.

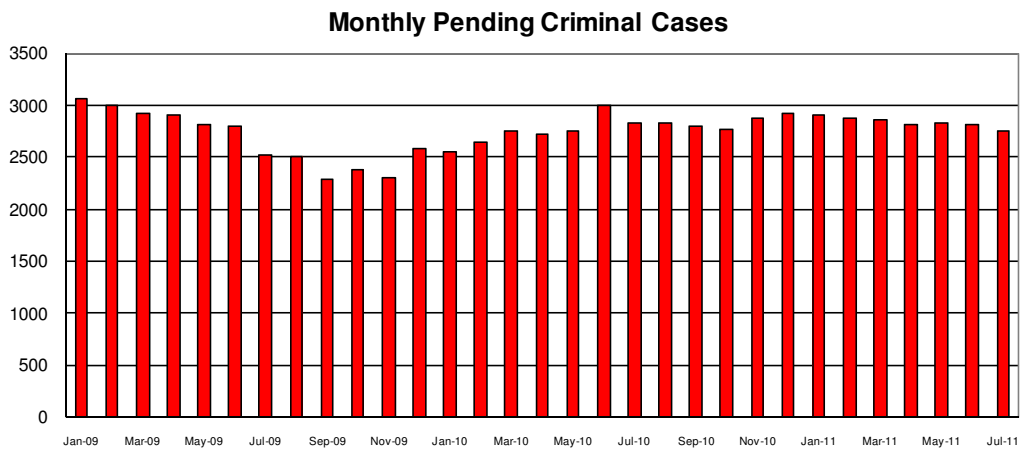
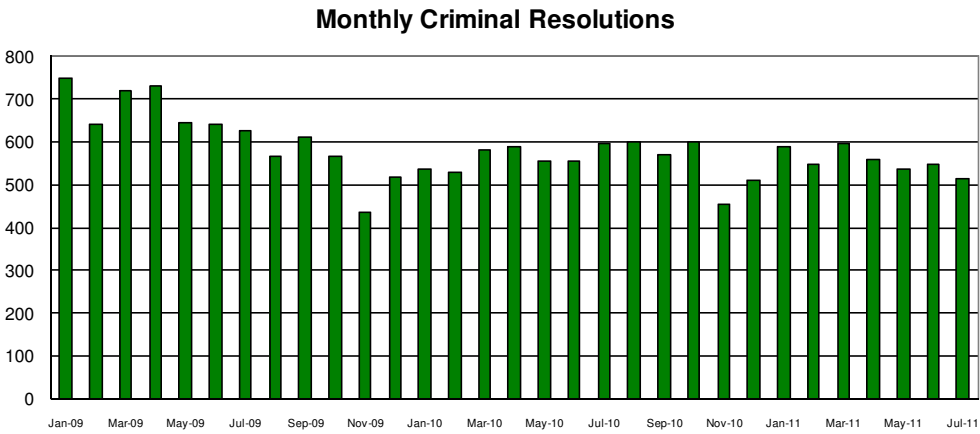
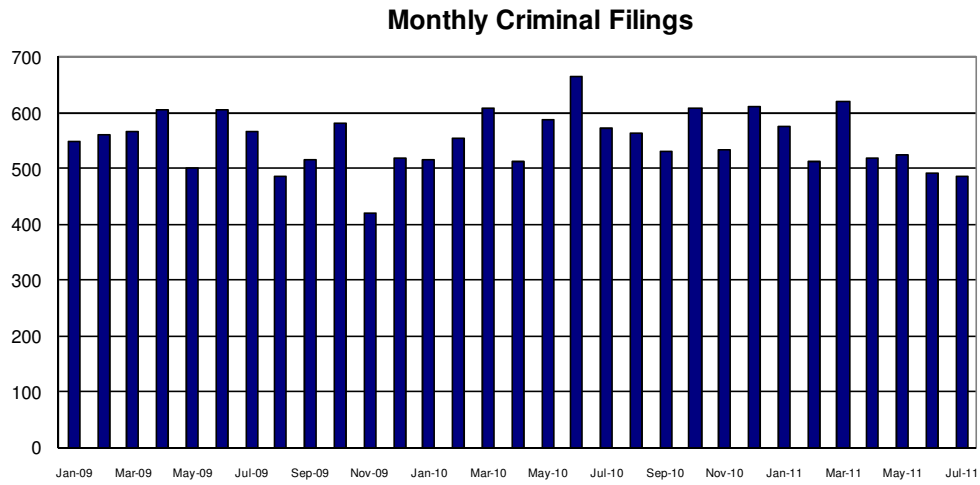
Suspense Status

A case is said to be on suspense status if it is on warrant or appeal.

Suspense Time

Time (days) a case is on suspense status.

Figure 1. Number of Criminal Filings, Resolutions and Pending Caseload by Month



Note: Starting January 2010, RALJ cases are included.

Figure 2. Crime Category as a Percentage of Total Filings by Year

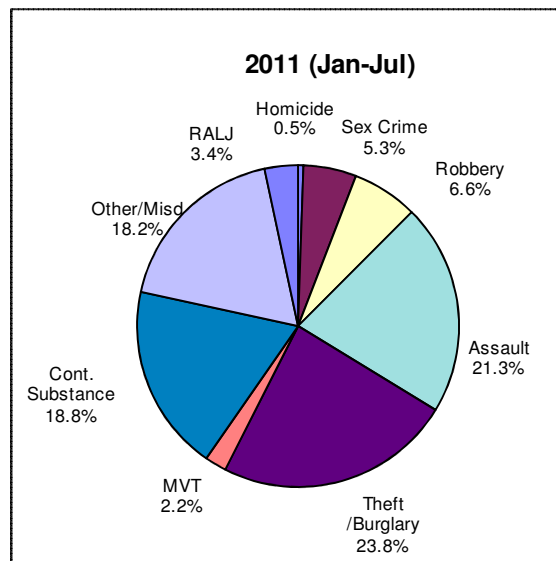
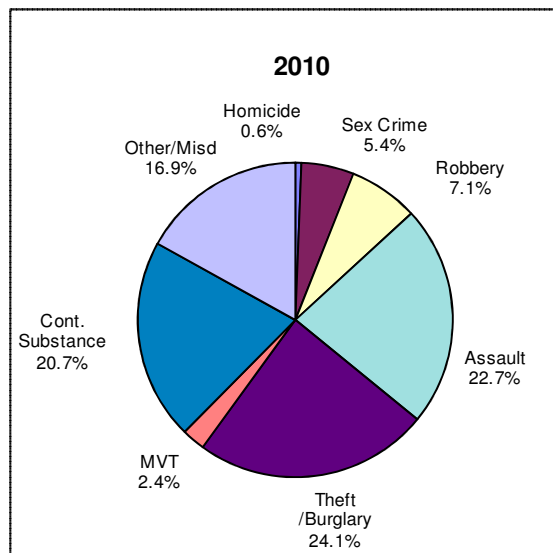
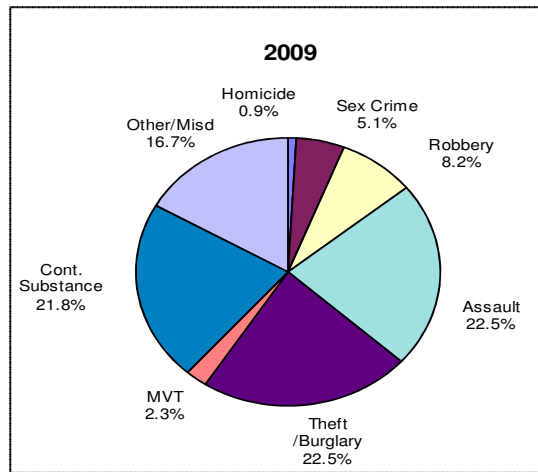


Table 1. Monthly Criminal New Filings by Crime Category ^(*)
King County Superior Court

| | Jan | Feb | Mar | Apr | May | Jun | Jul | Aug | Sep | Oct | Nov | Dec | ADJ ⁽¹⁾ | Annual |
|--|-----|-----|-----|-----|-----|-----|-----|-----|-----|-----|-----|-----|--------------------|--------|
| Total | | | | | | | | | | | | | | |
| 2009 | 548 | 561 | 566 | 606 | 501 | 606 | 577 | 487 | 515 | 582 | 422 | 520 | (+17) | 6498 |
| 2010 | 515 | 554 | 610 | 512 | 587 | 666 | 574 | 563 | 532 | 608 | 535 | 611 | (0) | 6867 |
| 2011 ⁽²⁾ | 576 | 513 | 620 | 518 | 525 | 492 | 486 | | | | | | | |
| Total – DV Subset | | | | | | | | | | | | | | |
| 2009 | NA | NA | NA | NA | NA | NA | NA | NA | NA | NA | NA | NA | NA | NA |
| 2010 | NA | NA | NA | NA | NA | NA | NA | NA | NA | NA | NA | NA | NA | NA |
| 2011 ⁽²⁾ | 102 | 67 | 127 | 116 | 92 | 114 | 116 | | | | | | | |
| Homicide | | | | | | | | | | | | | | |
| 2009 | 3 | 5 | 1 | 8 | 3 | 5 | 3 | 2 | 4 | 5 | 8 | 5 | (+5) | 57 |
| 2010 | 4 | 3 | 5 | 5 | 2 | 3 | 2 | 1 | 4 | 9 | 2 | 2 | (0) | 42 |
| 2011 ⁽²⁾ | 3 | 3 | 2 | 1 | 3 | 5 | 3 | | | | | | | |
| Homicide – DV Subset | | | | | | | | | | | | | | |
| 2009 | NA | NA | NA | NA | NA | NA | NA | NA | NA | NA | NA | NA | NA | NA |
| 2010 | NA | NA | NA | NA | NA | NA | NA | NA | NA | NA | NA | NA | NA | NA |
| 2011 ⁽²⁾ | 1 | 1 | 0 | 0 | 0 | 1 | 0 | | | | | | | |
| Sex Crime | | | | | | | | | | | | | | |
| 2009 | 44 | 37 | 56 | 42 | 30 | 61 | 42 | 31 | 58 | 35 | 20 | 32 | (-156) | 332 |
| 2010 | 31 | 32 | 27 | 24 | 36 | 37 | 39 | 39 | 28 | 19 | 21 | 28 | (+3) | 364 |
| 2011 ⁽²⁾ | 34 | 32 | 22 | 36 | 23 | 28 | 23 | | | | | | | |
| Sex Crime – DV Subset | | | | | | | | | | | | | | |
| 2009 | NA | NA | NA | NA | NA | NA | NA | NA | NA | NA | NA | NA | NA | NA |
| 2010 | NA | NA | NA | NA | NA | NA | NA | NA | NA | NA | NA | NA | NA | NA |
| 2011 ⁽²⁾ | 6 | 4 | 2 | 4 | 3 | 3 | 0 | | | | | | | |
| Robbery | | | | | | | | | | | | | | |
| 2009 | 47 | 64 | 43 | 38 | 44 | 45 | 38 | 38 | 50 | 37 | 34 | 35 | (+19) | 532 |
| 2010 | 54 | 43 | 58 | 42 | 34 | 39 | 32 | 35 | 37 | 33 | 23 | 48 | (0) | 478 |
| 2011 ⁽²⁾ | 50 | 27 | 58 | 29 | 25 | 35 | 23 | | | | | | | |
| Robbery – DV Subset | | | | | | | | | | | | | | |
| 2009 | NA | NA | NA | NA | NA | NA | NA | NA | NA | NA | NA | NA | NA | NA |
| 2010 | NA | NA | NA | NA | NA | NA | NA | NA | NA | NA | NA | NA | NA | NA |
| 2011 ⁽²⁾ | 3 | 1 | 3 | 4 | 2 | 1 | 1 | | | | | | | |
| Aggravated Assault | | | | | | | | | | | | | | |
| 2009 | 146 | 102 | 131 | 124 | 95 | 127 | 134 | 126 | 111 | 124 | 93 | 127 | (+21) | 1461 |
| 2010 | 107 | 122 | 125 | 117 | 119 | 138 | 139 | 133 | 136 | 132 | 115 | 137 | (+26) | 1546 |
| 2011 ⁽²⁾ | 105 | 84 | 139 | 105 | 108 | 126 | 126 | | | | | | | |
| Aggravated Assault – DV Subset | | | | | | | | | | | | | | |
| 2009 | NA | NA | NA | NA | NA | NA | NA | NA | NA | NA | NA | NA | NA | NA |
| 2010 | NA | NA | NA | NA | NA | NA | NA | NA | NA | NA | NA | NA | NA | NA |
| 2011 ⁽²⁾ | 62 | 42 | 86 | 66 | 69 | 80 | 89 | | | | | | | |
| Burglary/Theft /Larceny | | | | | | | | | | | | | | |
| 2009 | 145 | 137 | 142 | 127 | 104 | 137 | 126 | 107 | 107 | 120 | 98 | 103 | (+10) | 1463 |
| 2010 | 125 | 149 | 141 | 125 | 126 | 137 | 125 | 137 | 134 | 147 | 115 | 153 | (+12) | 1626 |
| 2011 ⁽²⁾ | 147 | 124 | 141 | 114 | 141 | 100 | 119 | | | | | | | |
| Burglary/Theft /Larceny - DV Subset | | | | | | | | | | | | | | |
| 2009 | NA | NA | NA | NA | NA | NA | NA | NA | NA | NA | NA | NA | NA | NA |
| 2010 | NA | NA | NA | NA | NA | NA | NA | NA | NA | NA | NA | NA | NA | NA |
| 2011 ⁽²⁾ | 14 | 8 | 11 | 8 | 7 | 7 | 11 | | | | | | | |
| Motor Vehicle Theft | | | | | | | | | | | | | | |
| 2009 | 17 | 14 | 16 | 11 | 10 | 5 | 20 | 7 | 12 | 16 | 13 | 12 | (-2) | 151 |
| 2010 | 9 | 8 | 12 | 10 | 10 | 17 | 13 | 13 | 17 | 21 | 13 | 18 | (0) | 161 |
| 2011 ⁽²⁾ | 14 | 20 | 12 | 9 | 5 | 9 | 12 | | | | | | | |
| Motor Vehicle Theft – DV Subset | | | | | | | | | | | | | | |
| 2009 | NA | NA | NA | NA | NA | NA | NA | NA | NA | NA | NA | NA | NA | NA |
| 2010 | NA | NA | NA | NA | NA | NA | NA | NA | NA | NA | NA | NA | NA | NA |
| 2011 ⁽²⁾ | 1 | 0 | 0 | 0 | 0 | 0 | 1 | | | | | | | |

(*) The highest crime category in a case’s history is used to classify cases. For example, a case charged with homicide at any time in the case’s history is reported as a homicide regardless of whether the charge is reduced at resolution.

(1) “ADJ” = year-end adjustment.

(2) Reflects all documents received by **08/15/2011**.

(3) DV Subset includes cases with a DV flag in at least one of the charges within the specific crime category at the time of the reporting.

Table 1 (cont.). Monthly Criminal New Filings by Crime Category (*)
King County Superior Court

| | Jan | Feb | Mar | Apr | May | Jun | Jul | Aug | Sep | Oct | Nov | Dec | ADJ ⁽¹⁾ | Annual |
|---|-----|-----|-----|-----|-----|-----|-----|-----|-----|-----|-----|-----|--------------------|--------|
| Controlled Substance | | | | | | | | | | | | | | |
| 2009 | 69 | 118 | 106 | 154 | 151 | 133 | 124 | 93 | 99 | 137 | 94 | 106 | (+30) | 1414 |
| 2010 | 80 | 86 | 127 | 98 | 154 | 188 | 124 | 91 | 74 | 115 | 130 | 115 | (-2) | 1380 |
| 2011 ⁽²⁾ | 120 | 108 | 107 | 99 | 104 | 97 | 65 | | | | | | | |
| Controlled Substance - DV Subset | | | | | | | | | | | | | | |
| 2009 | NA | NA | NA | NA | NA | NA | NA | NA | NA | NA | NA | NA | NA | NA |
| 2010 | NA | NA | NA | NA | NA | NA | NA | NA | NA | NA | NA | NA | NA | NA |
| 2011 ⁽²⁾ | 0 | 0 | 0 | 0 | 0 | 0 | 0 | | | | | | | |
| Others/Misdemeanor | | | | | | | | | | | | | | |
| 2009 | 77 | 84 | 71 | 102 | 64 | 93 | 90 | 83 | 74 | 108 | 62 | 100 | (+90) | 1088 |
| 2010 | 94 | 96 | 100 | 76 | 87 | 92 | 93 | 96 | 88 | 115 | 101 | 96 | (-40) | 1094 |
| 2011 ⁽²⁾ | 83 | 97 | 123 | 110 | 97 | 71 | 99 | | | | | | | |
| Others/Misdemeanor - DV Subset | | | | | | | | | | | | | | |
| 2009 | NA | NA | NA | NA | NA | NA | NA | NA | NA | NA | NA | NA | NA | NA |
| 2010 | NA | NA | NA | NA | NA | NA | NA | NA | NA | NA | NA | NA | NA | NA |
| 2011 ⁽²⁾ | 13 | 11 | 25 | 38 | 11 | 22 | 14 | | | | | | | |
| Criminal RALJ | | | | | | | | | | | | | | |
| 2009 | 16 | 8 | 11 | 7 | 22 | 23 | 14 | 13 | 19 | 16 | 12 | 19 | (0) | 180 |
| 2010 | 11 | 15 | 15 | 15 | 19 | 15 | 7 | 18 | 14 | 17 | 15 | 14 | (0) | 176 |
| 2011 ⁽²⁾ | 20 | 18 | 16 | 15 | 19 | 21 | 16 | | | | | | | |
| RALJ - DV Subset | | | | | | | | | | | | | | |
| 2009 | NA | NA | NA | NA | NA | NA | NA | NA | NA | NA | NA | NA | NA | NA |
| 2010 | NA | NA | NA | NA | NA | NA | NA | NA | NA | NA | NA | NA | NA | NA |
| 2011 ⁽²⁾ | 2 | 0 | 0 | 0 | 0 | 0 | 0 | | | | | | | |
| KNT Filing as % of Total | | | | | | | | | | | | | | |
| 2009 | 43% | 41% | 45% | 41% | 37% | 38% | 41% | 40% | 41% | 45% | 43% | 40% | | 40% |
| 2010 | 36% | 40% | 40% | 39% | 36% | 38% | 40% | 36% | 43% | 39% | 34% | 41% | | 38% |
| 2011 ⁽²⁾ | 40% | 42% | 46% | 43% | 44% | 45% | 44% | | | | | | | |

(*) The highest crime category in a case's history is used to classify cases. For example, a case charged with homicide at any time in the case's history is reported as a homicide regardless of whether the charge is reduced at resolution.

(1) "ADJ" = year-end adjustment.

(2) Reflects all documents received by **08/15/2011**.

(3) DV Subset includes cases with a DV flag in at least one of the charges within the specific crime category at the time of the reporting.

Table 2. Monthly Criminal Case Resolutions by Crime Category
King County Superior Court

| | Jan | Feb | Mar | Apr | May | Jun | Jul | Aug | Sep | Oct | Nov | Dec | ADJ ⁽¹⁾ | Annual |
|--|-----|-----|-----|-----|-----|-----|-----|-----|-----|-----|-----|-----|--------------------|--------|
| Total | | | | | | | | | | | | | | |
| 2009 | 748 | 641 | 720 | 730 | 643 | 642 | 625 | 566 | 613 | 567 | 435 | 517 | (+199) | 7646 |
| 2010 | 535 | 528 | 582 | 587 | 554 | 556 | 597 | 601 | 570 | 599 | 454 | 510 | (+70) | 6743 |
| 2011 ⁽²⁾ | 590 | 546 | 595 | 560 | 536 | 549 | 514 | | | | | | | |
| Total – DV Subset | | | | | | | | | | | | | | |
| 2009 | NA | NA | NA | NA | NA | NA | NA | NA | NA | NA | NA | NA | NA | NA |
| 2010 | NA | NA | NA | NA | NA | NA | NA | NA | NA | NA | NA | NA | NA | NA |
| 2011 ⁽²⁾ | 109 | 103 | 49 | 121 | 105 | 92 | 110 | | | | | | | |
| Homicide | | | | | | | | | | | | | | |
| 2009 | 9 | 5 | 2 | 10 | 4 | 9 | 5 | 1 | 7 | 3 | 4 | 3 | (+4) | 66 |
| 2010 | 6 | 4 | 2 | 4 | 6 | 7 | 1 | 7 | 3 | 7 | 7 | 3 | (0) | 57 |
| 2011 ⁽²⁾ | 5 | 6 | 3 | 5 | 4 | 3 | 2 | | | | | | | |
| Homicide – DV Subset | | | | | | | | | | | | | | |
| 2009 | NA | NA | NA | NA | NA | NA | NA | NA | NA | NA | NA | NA | NA | NA |
| 2010 | NA | NA | NA | NA | NA | NA | NA | NA | NA | NA | NA | NA | NA | NA |
| 2011 ⁽²⁾ | 0 | 0 | 0 | 0 | 1 | 1 | 0 | | | | | | | |
| Sex Crime | | | | | | | | | | | | | | |
| 2009 | 36 | 48 | 48 | 44 | 43 | 37 | 52 | 41 | 44 | 32 | 26 | 28 | (-142) | 337 |
| 2010 | 27 | 30 | 25 | 20 | 32 | 32 | 32 | 22 | 34 | 22 | 27 | 26 | (+4) | 333 |
| 2011 ⁽²⁾ | 30 | 42 | 21 | 21 | 18 | 19 | 31 | | | | | | | |
| Sex Crime – DV Subset | | | | | | | | | | | | | | |
| 2009 | NA | NA | NA | NA | NA | NA | NA | NA | NA | NA | NA | NA | NA | NA |
| 2010 | NA | NA | NA | NA | NA | NA | NA | NA | NA | NA | NA | NA | NA | NA |
| 2011 ⁽²⁾ | 7 | 7 | 4 | 9 | 1 | 2 | 4 | | | | | | | |
| Robbery | | | | | | | | | | | | | | |
| 2009 | 33 | 33 | 52 | 43 | 37 | 49 | 42 | 29 | 47 | 50 | 34 | 42 | (+23) | 514 |
| 2010 | 27 | 39 | 35 | 58 | 55 | 25 | 55 | 43 | 36 | 42 | 38 | 27 | (+3) | 483 |
| 2011 ⁽²⁾ | 39 | 38 | 45 | 39 | 33 | 40 | 34 | | | | | | | |
| Robbery – DV Subset | | | | | | | | | | | | | | |
| 2009 | NA | NA | NA | NA | NA | NA | NA | NA | NA | NA | NA | NA | NA | NA |
| 2010 | NA | NA | NA | NA | NA | NA | NA | NA | NA | NA | NA | NA | NA | NA |
| 2011 ⁽²⁾ | 0 | 1 | 1 | 3 | 0 | 3 | 0 | | | | | | | |
| Aggravated Assault | | | | | | | | | | | | | | |
| 2009 | 120 | 117 | 146 | 119 | 112 | 144 | 128 | 114 | 129 | 113 | 98 | 117 | (+54) | 1511 |
| 2010 | 101 | 112 | 140 | 127 | 98 | 112 | 127 | 138 | 137 | 154 | 95 | 122 | (+22) | 1485 |
| 2011 ⁽²⁾ | 117 | 123 | 131 | 121 | 117 | 100 | 107 | | | | | | | |
| Aggravated Assault – DV Subset | | | | | | | | | | | | | | |
| 2009 | NA | NA | NA | NA | NA | NA | NA | NA | NA | NA | NA | NA | NA | NA |
| 2010 | NA | NA | NA | NA | NA | NA | NA | NA | NA | NA | NA | NA | NA | NA |
| 2011 ⁽²⁾ | 73 | 73 | 35 | 76 | 69 | 62 | 77 | | | | | | | |
| Burglary/Theft /Larceny | | | | | | | | | | | | | | |
| 2009 | 182 | 174 | 171 | 175 | 158 | 157 | 146 | 142 | 140 | 117 | 91 | 109 | (+48) | 1810 |
| 2010 | 115 | 107 | 137 | 140 | 123 | 124 | 114 | 151 | 112 | 115 | 92 | 109 | (+17) | 1456 |
| 2011 ⁽²⁾ | 122 | 120 | 128 | 129 | 150 | 135 | 112 | | | | | | | |
| Burglary/Theft /Larceny – DV Subset | | | | | | | | | | | | | | |
| 2009 | NA | NA | NA | NA | NA | NA | NA | NA | NA | NA | NA | NA | NA | NA |
| 2010 | NA | NA | NA | NA | NA | NA | NA | NA | NA | NA | NA | NA | NA | NA |
| 2011 ⁽²⁾ | 11 | 6 | 3 | 9 | 13 | 8 | 8 | | | | | | | |
| Motor Vehicle Theft | | | | | | | | | | | | | | |
| 2009 | 16 | 10 | 10 | 15 | 18 | 15 | 12 | 7 | 14 | 16 | 10 | 10 | (+1) | 154 |
| 2010 | 12 | 12 | 20 | 13 | 7 | 7 | 9 | 13 | 13 | 19 | 6 | 14 | (0) | 145 |
| 2011 ⁽²⁾ | 16 | 10 | 14 | 13 | 12 | 7 | 13 | | | | | | | |
| Motor Vehicle Theft – DV Subset | | | | | | | | | | | | | | |
| 2009 | NA | NA | NA | NA | NA | NA | NA | NA | NA | NA | NA | NA | NA | NA |
| 2010 | NA | NA | NA | NA | NA | NA | NA | NA | NA | NA | NA | NA | NA | NA |
| 2011 ⁽²⁾ | 0 | 0 | 0 | 0 | 0 | 0 | 0 | | | | | | | |

The highest crime category in a case's history is used to classify cases. For example, a case charged with homicide at any time in the case's history is reported as a homicide regardless of whether the charge is reduced at resolution.

- (1) "ADJ" = year-end adjustment.
- (2) Reflects all documents received by 08/15/2011.
- (3) "Controlled Substance - Non Drug Court" are drug related cases that have never been accepted into drug court.
- (4) "Controlled Substance - Drug Court" are drug related cases that have been formally accepted into drug court (identified by "Order of Participation").
- (5) DV Subset includes cases with a DV flag in at least one of the charges within the specific crime category at the time of the reporting.

Table 2 (cont.). Monthly Criminal Case Resolutions by Crime Category
King County Superior Court

| | Jan | Feb | Mar | Apr | May | Jun | Jul | Aug | Sep | Oct | Nov | Dec | ADJ ⁽¹⁾ | Annual |
|--|-----|-----|-----|-----|-----|-----|-----|-----|-----|-----|-----|-----|--------------------|--------|
| Controlled Substance – Non Drug Court | | | | | | | | | | | | | | |
| 2009 | 187 | 121 | 164 | 143 | 128 | 127 | 125 | 129 | 117 | 131 | 84 | 113 | (-28) | 1597 |
| 2010 | 103 | 104 | 102 | 96 | 87 | 103 | 108 | 105 | 97 | 88 | 87 | 92 | (+14) | 1186 |
| 2011 ⁽²⁾ | 101 | 82 | 111 | 97 | 77 | 102 | 89 | | | | | | | |
| Controlled Substance – Non Drug Court DV Subset | | | | | | | | | | | | | | |
| 2009 | NA | NA | NA | NA | NA | NA | NA | NA | NA | NA | NA | NA | NA | NA |
| 2010 | NA | NA | NA | NA | NA | NA | NA | NA | NA | NA | NA | NA | NA | NA |
| 2011 ⁽²⁾ | 0 | 0 | 1 | 0 | 1 | 0 | 0 | | | | | | | |
| Drug Court | | | | | | | | | | | | | | |
| 2009 | 60 | 33 | 29 | 14 | 32 | 21 | 35 | 16 | 29 | 23 | 31 | 12 | (0) | 335 |
| 2010 | 43 | 14 | 24 | 30 | 34 | 36 | 34 | 23 | 18 | 24 | 15 | 5 | (+2) | 302 |
| 2011 ⁽²⁾ | 29 | 20 | 21 | 21 | 9 | 16 | 23 | | | | | | | |
| Drug Court -DV Subset | | | | | | | | | | | | | | |
| 2009 | NA | NA | NA | NA | NA | NA | NA | NA | NA | NA | NA | NA | NA | NA |
| 2010 | NA | NA | NA | NA | NA | NA | NA | NA | NA | NA | NA | NA | NA | NA |
| 2011 ⁽²⁾ | 1 | 0 | 0 | 0 | 0 | 0 | 1 | | | | | | | |
| Others/Misdemeanor | | | | | | | | | | | | | | |
| 2009 | 105 | 100 | 98 | 167 | 111 | 83 | 80 | 87 | 86 | 82 | 57 | 83 | (+199) | 1322 |
| 2010 | 85 | 82 | 83 | 87 | 101 | 86 | 99 | 84 | 97 | 98 | 78 | 90 | (+8) | 1078 |
| 2011 ⁽²⁾ | 111 | 91 | 105 | 100 | 104 | 107 | 88 | | | | | | | |
| Others/Misdemeanor – DV Subset | | | | | | | | | | | | | | |
| 2009 | NA | NA | NA | NA | NA | NA | NA | NA | NA | NA | NA | NA | NA | NA |
| 2010 | NA | NA | NA | NA | NA | NA | NA | NA | NA | NA | NA | NA | NA | NA |
| 2011 ⁽²⁾ | 17 | 12 | 5 | 24 | 20 | 16 | 20 | | | | | | | |
| Criminal RALJ | | | | | | | | | | | | | | |
| 2009 | 24 | 20 | 15 | 20 | 14 | 16 | 20 | 8 | 22 | 16 | 13 | 12 | (-2) | 198 |
| 2010 | 16 | 24 | 14 | 12 | 11 | 24 | 18 | 15 | 23 | 30 | 9 | 22 | (0) | 218 |
| 2011 ⁽²⁾ | 20 | 14 | 16 | 14 | 12 | 20 | 15 | | | | | | | |
| RALJ - DV Subset | | | | | | | | | | | | | | |
| 2009 | NA | NA | NA | NA | NA | NA | NA | NA | NA | NA | NA | NA | NA | NA |
| 2010 | NA | NA | NA | NA | NA | NA | NA | NA | NA | NA | NA | NA | NA | NA |
| 2011 ⁽²⁾ | 0 | 2 | 0 | 0 | 0 | 0 | 0 | | | | | | | |
| KNT Filing as % of Total | | | | | | | | | | | | | | |
| 2009 | 36% | 38% | 35% | 34% | 33% | 46% | 41% | 40% | 37% | 42% | 40% | 36% | | 38% |
| 2010 | 41% | 44% | 38% | 36% | 38% | 39% | 37% | 37% | 35% | 37% | 36% | 37% | | 37% |
| 2011 ⁽²⁾ | 38% | 34% | 37% | 40% | 40% | 33% | 34% | | | | | | | |

The highest crime category in a case's history is used to classify cases. For example, a case charged with homicide at any time in the case's history is reported as a homicide regardless of whether the charge is reduced at resolution.

- (1) "ADJ" = year-end adjustment.
- (2) Reflects all documents received by **08/15/2011**.
- (3) "Controlled Substance - Non Drug Court" are drug related cases that have never been accepted into drug court.
- (4) "Controlled Substance - Drug Court" are drug related cases that have been formally accepted into drug court (identified by "Order of Participation").
- (5) DV Subset includes cases with a DV flag in at least one of the charges within the specific crime category at the time of the reporting.

Table 3. Number of Cases Resolved and Resolution Category
King County Superior Court

| Crime Category (*) | Aug 2010 | Sep 2010 | Oct 2010 | Nov 2010 | Dec 2010 | Jan 2011 | Feb 2011 | Mar 2011 | Apr 2011 | May 2011 | Jun 2011 | Jul 2011 |
|--|-------------|-------------|-------------|-------------|-------------|-------------|-------------|-------------|-------------|-------------|-------------|-------------|
| Homicide | 7 | 3 | 7 | 7 | 3 | 5 | 6 | 3 | 5 | 4 | 3 | 2 |
| Resolved by Jury Trial | 5 | 0 | 3 | 1 | 0 | 2 | 2 | 0 | 2 | 1 | 3 | 1 |
| Resolved by Non-Jury Trial | 0 | 0 | 0 | 0 | 0 | 0 | 0 | 0 | 0 | 0 | 0 | 0 |
| Resolved by Guilty Plea | 2 | 3 | 4 | 6 | 3 | 3 | 4 | 3 | 3 | 3 | 0 | 1 |
| Dismissal | 0 | 0 | 0 | 0 | 0 | 0 | 0 | 0 | 0 | 0 | 0 | 0 |
| Others | 0 | 0 | 0 | 0 | 0 | 0 | 0 | 0 | 0 | 0 | 0 | 0 |
| Sex Crime | 22 | 34 | 22 | 27 | 26 | 30 | 42 | 21 | 21 | 18 | 19 | 31 |
| Resolved by Jury Trial | 0 | 3 | 4 | 3 | 3 | 3 | 3 | 4 | 2 | 2 | 3 | 5 |
| Resolved by Non-Jury Trial | 0 | 2 | 0 | 0 | 0 | 0 | 0 | 0 | 0 | 0 | 0 | 0 |
| Resolved by Guilty Plea | 20 | 25 | 17 | 23 | 18 | 25 | 34 | 16 | 16 | 13 | 15 | 23 |
| Dismissal | 2 | 4 | 1 | 1 | 5 | 2 | 5 | 1 | 3 | 3 | 1 | 3 |
| Others | 0 | 0 | 0 | 0 | 0 | 0 | 0 | 0 | 0 | 0 | 0 | 0 |
| Robbery | 43 | 36 | 42 | 38 | 27 | 39 | 38 | 45 | 39 | 33 | 40 | 34 |
| Resolved by Jury Trial | 3 | 4 | 3 | 2 | 3 | 3 | 7 | 2 | 3 | 0 | 5 | 0 |
| Resolved by Non-Jury Trial | 0 | 0 | 0 | 0 | 1 | 0 | 0 | 0 | 0 | 0 | 0 | 0 |
| Resolved by Guilty Plea | 40 | 26 | 33 | 32 | 23 | 30 | 28 | 40 | 31 | 29 | 31 | 25 |
| Dismissal | 0 | 6 | 6 | 4 | 0 | 6 | 3 | 2 | 5 | 4 | 4 | 9 |
| Others | 0 | 0 | 0 | 0 | 0 | 0 | 0 | 1 | 0 | 0 | 0 | 0 |
| Aggravated Assault | 138 | 137 | 154 | 95 | 122 | 117 | 123 | 131 | 121 | 117 | 100 | 107 |
| Resolved by Jury Trial | 5 | 5 | 4 | 4 | 8 | 6 | 6 | 10 | 7 | 3 | 10 | 9 |
| Resolved by Non-Jury Trial | 1 | 0 | 2 | 1 | 1 | 1 | 1 | 0 | 0 | 3 | 1 | 0 |
| Resolved by Guilty Plea | 118 | 119 | 134 | 81 | 102 | 96 | 104 | 107 | 95 | 99 | 74 | 89 |
| Dismissal | 14 | 13 | 14 | 9 | 11 | 14 | 12 | 13 | 19 | 11 | 15 | 9 |
| Others | 0 | 0 | 0 | 0 | 0 | 0 | 0 | 1 | 0 | 1 | 0 | 0 |
| Burglary/Theft/Larceny | 151 | 112 | 115 | 92 | 109 | 122 | 120 | 128 | 129 | 150 | 135 | 112 |
| Resolved by Jury Trial | 3 | 3 | 4 | 3 | 5 | 0 | 7 | 6 | 1 | 2 | 6 | 3 |
| Resolved by Non-Jury Trial | 0 | 1 | 1 | 0 | 1 | 0 | 0 | 1 | 0 | 0 | 1 | 1 |
| Resolved by Guilty Plea | 132 | 100 | 98 | 81 | 97 | 105 | 96 | 103 | 107 | 133 | 100 | 101 |
| Dismissal | 16 | 8 | 12 | 8 | 6 | 17 | 17 | 18 | 21 | 15 | 19 | 7 |
| Others | 0 | 0 | 0 | 0 | 0 | 0 | 0 | 0 | 0 | 0 | 1 | 0 |
| Motor Vehicle Theft | 13 | 13 | 19 | 6 | 14 | 16 | 10 | 14 | 13 | 12 | 7 | 13 |
| Resolved by Jury Trial | 0 | 0 | 0 | 0 | 0 | 0 | 0 | 1 | 1 | 0 | 0 | 0 |
| Resolved by Non-Jury Trial | 0 | 0 | 0 | 0 | 0 | 0 | 0 | 0 | 0 | 0 | 0 | 0 |
| Resolved by Guilty Plea | 11 | 10 | 17 | 6 | 11 | 15 | 8 | 13 | 10 | 12 | 6 | 11 |
| Dismissal | 2 | 3 | 2 | 0 | 3 | 1 | 2 | 0 | 2 | 0 | 1 | 2 |
| Others | 0 | 0 | 0 | 0 | 0 | 0 | 0 | 0 | 0 | 0 | 0 | 0 |
| Controlled Substance - Non Drug Court⁽¹⁾ | 105 | 97 | 88 | 87 | 92 | 101 | 82 | 111 | 97 | 77 | 102 | 89 |
| Resolved by Jury Trial | 4 | 1 | 1 | 4 | 2 | 3 | 2 | 1 | 1 | 0 | 3 | 3 |
| Resolved by Non-Jury Trial | 1 | 0 | 1 | 0 | 0 | 0 | 0 | 0 | 0 | 0 | 0 | 0 |
| Resolved by Guilty Plea | 84 | 79 | 71 | 73 | 68 | 78 | 63 | 93 | 81 | 61 | 81 | 74 |
| Dismissal | 16 | 17 | 15 | 10 | 22 | 20 | 17 | 17 | 14 | 16 | 18 | 12 |
| Others | 0 | 0 | 0 | 0 | 0 | 0 | 0 | 0 | 1 | 0 | 0 | 0 |
| Drug Court⁽²⁾ | 23 | 18 | 24 | 15 | 5 | 29 | 20 | 21 | 21 | 9 | 16 | 23 |
| Resolved by Non-Jury Trial | 5 | 8 | 3 | 4 | 2 | 7 | 5 | 8 | 8 | 2 | 6 | 4 |
| Resolved by Guilty Plea | 0 | 0 | 1 | 1 | 2 | 2 | 0 | 0 | 3 | 2 | 0 | 2 |
| Dismissal | 18 | 10 | 20 | 10 | 1 | 22 | 15 | 13 | 10 | 5 | 10 | 17 |
| Others | 0 | 0 | 0 | 0 | 0 | 0 | 0 | 0 | 0 | 0 | 0 | 0 |
| Others/Misdemeanor | 84 | 97 | 98 | 78 | 90 | 111 | 91 | 105 | 100 | 104 | 107 | 88 |
| Resolved by Jury Trial | 3 | 2 | 2 | 1 | 3 | 2 | 4 | 3 | 2 | 2 | 1 | 4 |
| Resolved by Non-Jury Trial | 0 | 0 | 0 | 1 | 0 | 3 | 1 | 0 | 0 | 0 | 0 | 1 |
| Resolved by Guilty Plea | 64 | 79 | 77 | 57 | 70 | 83 | 69 | 68 | 75 | 79 | 87 | 61 |
| Dismissal | 16 | 13 | 16 | 16 | 14 | 18 | 16 | 32 | 22 | 22 | 17 | 18 |
| Others | 1 | 3 | 3 | 3 | 3 | 5 | 1 | 2 | 1 | 1 | 2 | 4 |
| Criminal RALJ | 15 | 23 | 30 | 9 | 22 | 20 | 14 | 16 | 14 | 12 | 20 | 15 |
| RALJ Decision | 9 | 15 | 13 | 4 | 18 | 14 | 7 | 7 | 12 | 7 | 15 | 9 |
| Dismissal | 4 | 6 | 16 | 4 | 4 | 6 | 5 | 3 | 2 | 4 | 3 | 5 |
| Others | 2 | 2 | 1 | 1 | 0 | 0 | 7 | 6 | 0 | 1 | 2 | 1 |

(*) The highest crime category in a case's history is used to classify cases.

Reflects all documents received by **08/15/2011**.

(1) "Controlled Substance - Non Drug Court" are drug related cases that have never been accepted into drug court.

(2) "Controlled Substance - Drug Court" are drug related cases that have been formally accepted into drug court (identified by "Order of Participation").

(3) DV Subset includes cases with a DV flag in at least one of the charges within the specific crime category at the time of the reporting.

Table 4. Age (days) of Resolved Cases
King County Superior Court

| Crime Category ^(*) | Aug 2010 | Sep 2010 | Oct 2010 | Nov 2010 | Dec 2010 | Jan 2011 | Feb 2011 | Mar 2011 | Apr 2011 | May 2011 | Jun 2011 | Jul 2011 |
|---|----------|----------|----------|----------|----------|----------|----------|----------|----------|----------|----------|----------|
| Homicide ^(**) | | | | | | | | | | | | |
| 50% Cases Resolved by Day | 459 | 181 | 388 | 308 | 523 | 396 | 316 | 301 | 375 | 334 | 2850 | 424 |
| 90% Cases Resolved by Day | 522 | 470 | 897 | 5451 | 735 | 663 | 616 | 355 | 1093 | 744 | 3928 | 562 |
| Average Time (days) | 395 | 275 | 521 | 1037 | 442 | 377 | 304 | 237 | 558 | 400 | 2509 | 424 |
| Sex Crime | | | | | | | | | | | | |
| 50% Cases Resolved by Day | 187 | 183 | 253 | 174 | 165 | 249 | 199 | 223 | 245 | 209 | 198 | 205 |
| 90% Cases Resolved by Day | 414 | 412 | 490 | 333 | 406 | 481 | 593 | 446 | 419 | 540 | 539 | 586 |
| Average Time (days) | 341 | 226 | 282 | 212 | 242 | 269 | 252 | 274 | 260 | 251 | 326 | 298 |
| DV - Subset | | | | | | | | | | | | |
| 50% Cases Resolved by Day | NA | NA | NA | NA | NA | 290 | 238 | 422 | 207 | 76 | 406 | 134 |
| 90% Cases Resolved by Day | NA | NA | NA | NA | NA | 726 | 650 | 835 | 523 | 76 | 539 | 659 |
| Average Time (days) | NA | NA | NA | NA | NA | 323 | 280 | 415 | 271 | 76 | 406 | 243 |
| Robbery | | | | | | | | | | | | |
| 50% Cases Resolved by Day | 103 | 121 | 114 | 82 | 77 | 190 | 106 | 69 | 134 | 101 | 95 | 106 |
| 90% Cases Resolved by Day | 243 | 309 | 298 | 239 | 307 | 473 | 361 | 175 | 329 | 319 | 235 | 258 |
| Average Time (days) | 132 | 140 | 140 | 114 | 124 | 221 | 147 | 111 | 157 | 127 | 129 | 135 |
| Aggravated Assault | | | | | | | | | | | | |
| 50% Cases Resolved by Day | 84 | 84 | 77 | 86 | 93 | 92 | 99 | 94 | 112 | 83 | 81 | 82 |
| 90% Cases Resolved by Day | 218 | 188 | 214 | 252 | 273 | 236 | 207 | 236 | 248 | 222 | 283 | 240 |
| Average Time (days) | 123 | 97 | 105 | 121 | 135 | 134 | 113 | 121 | 133 | 107 | 119 | 107 |
| DV - Subset | | | | | | | | | | | | |
| 50% Cases Resolved by Day | NA | NA | NA | NA | NA | 85 | 87 | 83 | 100 | 67 | 73 | 77 |
| 90% Cases Resolved by Day | NA | NA | NA | NA | NA | 222 | 205 | 242 | 224 | 192 | 261 | 253 |
| Average Time (days) | NA | NA | NA | NA | NA | 130 | 104 | 110 | 123 | 93 | 110 | 104 |
| Burglary/Theft/Larceny | | | | | | | | | | | | |
| 50% Cases Resolved by Day | 90 | 93 | 93 | 92 | 88 | 102 | 105 | 103 | 86 | 90 | 97 | 89 |
| 90% Cases Resolved by Day | 216 | 248 | 260 | 231 | 237 | 232 | 234 | 285 | 244 | 236 | 259 | 291 |
| Average Time (days) | 115 | 117 | 138 | 120 | 124 | 161 | 158 | 142 | 120 | 126 | 129 | 136 |
| DV - Subset | | | | | | | | | | | | |
| 50% Cases Resolved by Day | NA | NA | NA | NA | NA | 89 | 66 | 110 | 44 | 68 | 66 | 114 |
| 90% Cases Resolved by Day | NA | NA | NA | NA | NA | 226 | 155 | 391 | 99 | 119 | 111 | 167 |
| Average Time (days) | NA | NA | NA | NA | NA | 98 | 71 | 165 | 54 | 76 | 67 | 101 |
| Motor Vehicle Theft | | | | | | | | | | | | |
| 50% Cases Resolved by Day | 63 | 92 | 60 | 68 | 64 | 55 | 49 | 92 | 55 | 85 | 35 | 84 |
| 90% Cases Resolved by Day | 120 | 147 | 126 | 319 | 95 | 141 | 421 | 400 | 154 | 180 | 93 | 165 |
| Average Time (days) | 68 | 92 | 72 | 103 | 62 | 75 | 122 | 191 | 91 | 103 | 51 | 91 |
| Controlled Substance - Non Drug Court ⁽¹⁾ | | | | | | | | | | | | |
| 50% Cases Resolved by Day | 82 | 91 | 82 | 86 | 92 | 84 | 91 | 113 | 111 | 92 | 94 | 91 |
| 90% Cases Resolved by Day | 212 | 193 | 176 | 262 | 216 | 213 | 232 | 301 | 262 | 197 | 318 | 232 |
| Average Time (days) | 131 | 109 | 110 | 120 | 124 | 116 | 120 | 158 | 141 | 109 | 174 | 113 |

(*) The highest crime category in a case's history is used to classify cases. For example, a case charged with homicide at any time during the case's history is reported as a homicide regardless of whether the charge is reduced at resolution.

(**) Due to small number of resolutions in this category, the age statistics for homicides are expected to vary considerably.

Reflects all documents received by 08/15/2011.

(1) "Controlled Substance - Non Drug Court" are drug related cases that have never been accepted into drug court.

(2) "Controlled Substance - Drug Court" are drug related cases that have been formally accepted into drug court (identified by "Order of Participation").

(3) DV Subset includes cases with a DV flag in at least one of the charges within the specific crime category at the time of the reporting.

Table 4 (cont.). Age (days) of Resolved Cases
King County Superior Court

| Crime Category ^(*) | Aug 2010 | Sep 2010 | Oct 2010 | Nov 2010 | Dec 2010 | Jan 2011 | Feb 2011 | Mar 2011 | Apr 2011 | May 2011 | Jun 2011 | Jul 2011 |
|----------------------------------|-------------|-------------|-------------|-------------|-------------|-------------|-------------|-------------|-------------|-------------|-------------|-------------|
| Drug Court ⁽²⁾ | | | | | | | | | | | | |
| 50% Cases Resolved by Day | 733 | 774 | 698 | 801 | 435 | 629 | 605 | 630 | 752 | 714 | 613 | 554 |
| 90% Cases Resolved by Day | 1086 | 1131 | 1117 | 1172 | 784 | 1064 | 1118 | 1185 | 1050 | 2223 | 958 | 1244 |
| Average Time (days) | 757 | 771 | 732 | 748 | 505 | 680 | 719 | 688 | 746 | 856 | 616 | 832 |
| Others/Misdemeanor | | | | | | | | | | | | |
| 50% Cases Resolved by Day | 79 | 70 | 77 | 75 | 62 | 79 | 85 | 95 | 67 | 61 | 63 | 71 |
| 90% Cases Resolved by Day | 274 | 304 | 312 | 238 | 242 | 211 | 223 | 482 | 188 | 205 | 213 | 308 |
| Average Time (days) | 191 | 197 | 347 | 97 | 118 | 104 | 120 | 280 | 93 | 100 | 226 | 153 |
| DV - Subset | | | | | | | | | | | | |
| 50% Cases Resolved by Day | NA | NA | NA | NA | NA | 126 | 78 | 160 | 59 | 58 | 66 | 63 |
| 90% Cases Resolved by Day | NA | NA | NA | NA | NA | 244 | 120 | 376 | 178 | 178 | 210 | 142 |
| Average Time (days) | NA | NA | NA | NA | NA | 132 | 84 | 161 | 88 | 74 | 79 | 78 |
| Criminal RALJ | | | | | | | | | | | | |
| 50% Cases Resolved by Day | 218 | 308 | 255 | 459 | 248 | 232 | 231 | 208 | 246 | 213 | 254 | 266 |
| 90% Cases Resolved by Day | 421 | 431 | 396 | 669 | 371 | 528 | 312 | 308 | 370 | 465 | 414 | 424 |
| Average Time (days) | 266 | 313 | 289 | 387 | 272 | 283 | 206 | 183 | 275 | 263 | 272 | 263 |

(*) The highest crime category in a case's history is used to classify cases. For example, a case charged with homicide at any time during the case's history is reported as a homicide regardless of whether the charge is reduced at resolution.

(**) Due to small number of resolutions in this category, the age statistics for homicides are expected to vary considerably.

Reflects all documents received by **08/15/2011**.

- (1) "Controlled Substance - Non Drug Court" are drug related cases that have never been accepted into drug court.
- (2) "Controlled Substance - Drug Court" are drug related cases that have been formally accepted into drug court (identified by "Order of Participation").
- (3) DV Subset includes cases with a DV flag in at least one of the charges within the specific crime category at the time of the reporting.

Table 5. Pending Criminal Cases
King County Superior Court

| Crime Category ^(*) | Jul 2010 | Aug 2010 | Sep 2010 | Oct 2010 | Nov 2010 | Dec 2010 | Jan 2011 | Feb 2011 | Mar 2011 | Apr 2011 | May 2011 | Jun 2011 | Jul 2011 |
|---|-------------|-------------|-------------|-------------|-------------|-------------|-------------|-------------|-------------|-------------|-------------|-------------|-------------|
| Total | | | | | | | | | | | | | |
| Previous Pending | 2998 | 2834 | 2834 | 2801 | 2773 | 2873 | 2917 | 2904 | 2871 | 2861 | 2812 | 2827 | 2815 |
| New Filing (+) | 574 | 563 | 532 | 608 | 535 | 611 | 576 | 513 | 620 | 518 | 525 | 492 | 486 |
| Resolved (-) | 597 | 601 | 570 | 599 | 454 | 510 | 590 | 546 | 595 | 560 | 536 | 549 | 514 |
| End Pending | 2834 | 2834 | 2801 | 2773 | 2873 | 2917 | 2904 | 2871 | 2861 | 2812 | 2827 | 2815 | 2757 |
| End Pending- DV Subset | NA | NA | NA | NA | NA | NA | 421 | 400 | 401 | 411 | 397 | 436 | 420 |
| Homicide | | | | | | | | | | | | | |
| Previous Pending | 59 | 59 | 55 | 54 | 52 | 53 | 52 | 47 | 43 | 45 | 42 | 41 | 43 |
| New Filing (+) | 2 | 1 | 4 | 9 | 2 | 2 | 3 | 3 | 2 | 1 | 3 | 5 | 3 |
| Resolved (-) | 1 | 7 | 3 | 7 | 7 | 3 | 5 | 6 | 3 | 5 | 4 | 3 | 2 |
| End Pending | 59 | 55 | 54 | 52 | 53 | 52 | 47 | 43 | 45 | 42 | 41 | 43 | 46 |
| End Pending- DV Subset | NA | NA | NA | NA | NA | NA | 5 | 5 | 6 | 6 | 5 | 4 | 5 |
| Sex Crime | | | | | | | | | | | | | |
| Previous Pending | 241 | 238 | 263 | 258 | 256 | 247 | 250 | 246 | 247 | 240 | 253 | 260 | 262 |
| New Filing (+) | 39 | 39 | 28 | 19 | 21 | 28 | 34 | 32 | 22 | 36 | 23 | 28 | 23 |
| Resolved (-) | 32 | 22 | 34 | 22 | 27 | 26 | 30 | 42 | 21 | 21 | 18 | 19 | 31 |
| End Pending | 238 | 263 | 258 | 256 | 247 | 250 | 246 | 247 | 240 | 253 | 260 | 262 | 249 |
| End Pending- DV Subset | NA | NA | NA | NA | NA | NA | 49 | 47 | 43 | 38 | 41 | 44 | 38 |
| Robbery | | | | | | | | | | | | | |
| Previous Pending | 204 | 173 | 167 | 170 | 166 | 159 | 172 | 171 | 172 | 172 | 177 | 170 | 168 |
| New Filing (+) | 32 | 35 | 37 | 33 | 23 | 48 | 50 | 27 | 58 | 29 | 25 | 35 | 23 |
| Resolved (-) | 55 | 43 | 36 | 42 | 38 | 27 | 39 | 38 | 45 | 39 | 33 | 40 | 34 |
| End Pending | 173 | 167 | 170 | 166 | 159 | 172 | 171 | 172 | 172 | 177 | 170 | 168 | 157 |
| End Pending- DV Subset | NA | NA | NA | NA | NA | NA | 4 | 3 | 3 | 3 | 5 | 4 | 4 |
| Aggravated Assault | | | | | | | | | | | | | |
| Previous Pending | 520 | 504 | 500 | 514 | 476 | 510 | 510 | 502 | 466 | 469 | 452 | 452 | 484 |
| New Filing (+) | 139 | 133 | 136 | 132 | 115 | 137 | 105 | 84 | 139 | 105 | 108 | 126 | 126 |
| Resolved (-) | 127 | 138 | 137 | 154 | 95 | 122 | 117 | 123 | 131 | 121 | 117 | 100 | 107 |
| End Pending | 504 | 500 | 514 | 476 | 510 | 500 | 502 | 466 | 469 | 452 | 452 | 484 | 483 |
| End Pending- DV Subset | NA | NA | NA | NA | NA | NA | 277 | 261 | 254 | 252 | 255 | 280 | 279 |
| Burglary/Theft/Larceny | | | | | | | | | | | | | |
| Previous Pending | 557 | 537 | 531 | 544 | 574 | 591 | 611 | 633 | 622 | 639 | 590 | 598 | 597 |
| New Filing (+) | 125 | 137 | 134 | 147 | 115 | 153 | 147 | 124 | 141 | 114 | 141 | 100 | 119 |
| Resolved (-) | 114 | 151 | 112 | 115 | 92 | 109 | 122 | 120 | 128 | 129 | 150 | 135 | 112 |
| End Pending | 537 | 531 | 544 | 574 | 591 | 611 | 633 | 622 | 639 | 590 | 598 | 597 | 591 |
| End Pending- DV Subset | NA | NA | NA | NA | NA | NA | 28 | 29 | 27 | 32 | 26 | 30 | 32 |
| Motor Vehicle Theft | | | | | | | | | | | | | |
| Previous Pending | 41 | 44 | 43 | 40 | 38 | 49 | 51 | 50 | 56 | 62 | 56 | 45 | 49 |
| New Filing (+) | 13 | 13 | 17 | 21 | 13 | 18 | 14 | 20 | 12 | 9 | 5 | 9 | 12 |
| Resolved (-) | 9 | 13 | 13 | 19 | 6 | 14 | 16 | 10 | 14 | 13 | 12 | 7 | 13 |
| End Pending | 44 | 43 | 40 | 38 | 49 | 51 | 50 | 56 | 62 | 56 | 45 | 49 | 57 |
| End Pending- DV Subset | NA | NA | NA | NA | NA | NA | 2 | 2 | 2 | 1 | 1 | 1 | 2 |
| Controlled Substance - Non Drug Court ⁽¹⁾ | | | | | | | | | | | | | |
| Previous Pending | 549 | 516 | 495 | 468 | 463 | 494 | 498 | 507 | 516 | 480 | 473 | 487 | 461 |
| Resolved (-) | 108 | 105 | 97 | 88 | 87 | 92 | 101 | 82 | 111 | 97 | 77 | 102 | 89 |
| End Pending | 516 | 495 | 468 | 463 | 494 | 498 | 507 | 516 | 480 | 473 | 487 | 461 | 441 |
| End Pending- DV Subset | NA | NA | NA | NA | NA | NA | 2 | 2 | 1 | 1 | 1 | 0 | 1 |
| Drug Court ⁽²⁾ | | | | | | | | | | | | | |
| Previous Pending | 274 | 259 | 254 | 249 | 246 | 247 | 253 | 242 | 241 | 237 | 235 | 252 | 252 |
| New Filing (+) | 17 | 12 | 11 | 19 | 11 | 14 | 18 | 20 | 19 | 20 | 24 | 19 | 9 |
| Resolved (-) | 34 | 23 | 18 | 24 | 15 | 5 | 29 | 20 | 21 | 21 | 9 | 16 | 23 |
| End Pending | 259 | 254 | 249 | 246 | 247 | 253 | 242 | 241 | 237 | 235 | 252 | 252 | 238 |
| End Pending- DV Subset | NA | NA | NA | NA | NA | NA | 2 | 2 | 2 | 3 | 1 | 3 | 2 |

(*) Information from filing to the reporting time is used to determine crime category for pending cases. The category for a case in this table is the highest crime category since filing. For example, a case initially charged with homicide is reported as a homicide regardless of whether or not the charge is reduced since filing. On the other hand, if the charge for a case is upgraded later, then the reporting category in later reports will reflect the upgraded (higher) crime category.

Reflects all documents received by **08/15/2011**. Drug court cases are identified by docket code "ORPAR" (Order for Participation).

DV Subset includes cases with a DV flag in at least one of the charges within the specific crime category at the time of the reporting.

Table 5 (Cont.). Pending Criminal Cases
King County Superior Court

| Crime Category (*) | Jul 2010 | Aug 2010 | Sep 2010 | Oct 2010 | Nov 2010 | Dec 2010 | Jan 2011 | Feb 2011 | Mar 2011 | Apr 2011 | May 2011 | Jun 2011 | Jul 2011 |
|-------------------------------|------------|------------|------------|------------|------------|------------|------------|------------|------------|------------|------------|------------|------------|
| Other/Misdemeanor | | | | | | | | | | | | | |
| Previous Pending | 392 | 356 | 376 | 363 | 374 | 389 | 403 | 377 | 373 | 385 | 400 | 379 | 355 |
| New Filing (+) | 93 | 96 | 88 | 115 | 101 | 96 | 83 | 97 | 123 | 110 | 97 | 71 | 99 |
| Resolved (-) | 99 | 84 | 97 | 98 | 78 | 90 | 111 | 91 | 105 | 100 | 104 | 107 | 88 |
| End Pending | 356 | 376 | 363 | 374 | 389 | 403 | 377 | 373 | 385 | 400 | 379 | 355 | 351 |
| End Pending- DV Subset | NA | NA | NA | NA | NA | NA | 50 | 49 | 63 | 75 | 60 | 70 | 57 |
| Criminal RALJ | | | | | | | | | | | | | |
| Previous Pending | 161 | 148 | 150 | 141 | 128 | 134 | 127 | 129 | 133 | 132 | 134 | 143 | 144 |
| New Filing (+) | 7 | 18 | 14 | 17 | 15 | 14 | 20 | 18 | 16 | 15 | 19 | 21 | 16 |
| Resolved (-) | 18 | 15 | 23 | 30 | 9 | 22 | 20 | 14 | 16 | 14 | 12 | 20 | 15 |
| End Pending | 148 | 150 | 141 | 128 | 134 | 127 | 129 | 133 | 132 | 134 | 143 | 144 | 144 |
| Total Pending Caseload | | | | | | | | | | | | | |
| SEA (%) | 60% | 59% | 58% | 59% | 60% | 59% | 59% | 58% | 55% | 56% | 56% | 54% | 52% |
| KNT (%) | 40% | 41% | 42% | 41% | 40% | 41% | 41% | 42% | 45% | 44% | 44% | 46% | 48% |

(*) Information from filing to the reporting time is used to determine crime category for pending cases. The category for a case in this table is the highest crime category since filing. For example, a case initially charged with homicide is reported as a homicide regardless of whether or not the charge is reduced since filing. On the other hand, if the charge for a case is upgraded later, then the reporting category in later reports will reflect the upgraded (higher) crime category.

Reflects all documents received by **08/15/2011**. Drug court cases are identified by docket code "ORPAR" (Order for Participation).

DV Subset includes cases with a DV flag in at least one of the charges within the specific crime category at the time of the reporting.

Table 6. Age of Pending Criminal Cases
King County Superior Court

| Crime Category (*) | Jul 2010 | Aug 2010 | Sep 2010 | Oct 2010 | Nov 2010 | Dec 2010 | Jan 2011 | Feb 2011 | Mar 2011 | Apr 2011 | May 2011 | Jun 2011 | Jul 2011 |
|--------------------------------------|----------|----------|----------|----------|----------|----------|----------|----------|----------|----------|----------|----------|----------|
| Total | | | | | | | | | | | | | |
| Age (days) | | | | | | | | | | | | | |
| Median (50 th percentile) | 88 | 93 | 105 | 99 | 97 | 96 | 99 | 103 | 97 | 96 | 106 | 108 | 117 |
| 95 th percentile | 684 | 690 | 708 | 700 | 686 | 683 | 652 | 662 | 568 | 559 | 548 | 561 | 568 |
| # of Cases in Age Interval | | | | | | | | | | | | | |
| 0 - 60 days (0 - 2 months) | 1044 | 976 | 965 | 972 | 1033 | 991 | 961 | 986 | 1031 | 953 | 919 | 914 | 814 |
| 61-120 days (3 - 4 months) | 634 | 726 | 623 | 604 | 597 | 651 | 716 | 643 | 595 | 658 | 662 | 588 | 600 |
| 121-180 days (5 - 6 months) | 384 | 334 | 400 | 424 | 397 | 401 | 339 | 389 | 408 | 353 | 353 | 428 | 420 |
| 181-270 days (7 - 9 months) | 257 | 286 | 308 | 271 | 336 | 367 | 391 | 351 | 323 | 329 | 353 | 337 | 363 |
| > 270 days (> 9 months) | 515 | 512 | 505 | 502 | 510 | 507 | 497 | 502 | 504 | 519 | 540 | 537 | 560 |
| DV Subset - Age (days) | | | | | | | | | | | | | |
| Median (50 th percentile) | NA | NA | NA | NA | NA | NA | 89 | 89 | 77 | 65 | 71 | 76 | 83 |
| 95 th percentile | NA | NA | NA | NA | NA | NA | 412 | 440 | 450 | 472 | 460 | 485 | 506 |
| # of Cases in Age Interval | | | | | | | | | | | | | |
| 0 - 60 days (0 - 2 months) | NA | NA | NA | NA | NA | NA | 161 | 173 | 175 | 199 | 167 | 182 | 175 |
| 61-120 days (3 - 4 months) | NA | NA | NA | NA | NA | NA | 106 | 26 | 80 | 90 | 94 | 109 | 96 |
| 121-180 days (5 - 6 months) | NA | NA | NA | NA | NA | NA | 52 | 33 | 50 | 29 | 45 | 60 | 52 |
| 181-270 days (7 - 9 months) | NA | NA | NA | NA | NA | NA | 51 | 19 | 38 | 35 | 36 | 24 | 35 |
| > 270 days (> 9 months) | NA | NA | NA | NA | NA | NA | 51 | 42 | 58 | 58 | 55 | 61 | 62 |
| Homicide | | | | | | | | | | | | | |
| Age (days) | | | | | | | | | | | | | |
| Median (50 th percentile) | 256 | 267 | 297 | 289 | 259 | 272 | 293 | 308 | 289 | 288 | 237 | 239 | 245 |
| 95 th percentile | 837 | 868 | 898 | 929 | 959 | 990 | 1021 | 1049 | 1080 | 1081 | 944 | 793 | 824 |
| # of Cases in Age Interval | | | | | | | | | | | | | |
| 0 - 60 days (0 - 2 months) | 4 | 3 | 4 | 8 | 12 | 7 | 3 | 4 | 8 | 5 | 4 | 7 | 9 |
| 61-120 days (3 - 4 months) | 8 | 6 | 4 | 3 | 2 | 6 | 11 | 6 | 0 | 4 | 7 | 4 | 4 |
| 121-180 days (5 - 6 months) | 7 | 11 | 8 | 6 | 4 | 3 | 2 | 5 | 10 | 6 | 2 | 5 | 7 |
| 181-270 days (7 - 9 months) | 11 | 9 | 7 | 8 | 10 | 10 | 6 | 4 | 3 | 5 | 9 | 9 | 7 |
| > 270 days (> 9 months) | 29 | 26 | 31 | 27 | 25 | 26 | 25 | 24 | 24 | 22 | 19 | 18 | 19 |
| Sex Crime | | | | | | | | | | | | | |
| Age (days) | | | | | | | | | | | | | |
| Median (50 th percentile) | 132 | 112 | 116 | 137 | 139 | 152 | 164 | 150 | 147 | 132 | 147 | 160 | 174 |
| 95 th percentile | 608 | 625 | 631 | 662 | 671 | 618 | 638 | 629 | 554 | 580 | 551 | 577 | 593 |
| # of Cases in Age Interval | | | | | | | | | | | | | |
| 0 - 60 days (0 - 2 months) | 72 | 74 | 72 | 49 | 43 | 45 | 49 | 63 | 59 | 55 | 61 | 51 | 38 |
| 61-120 days (3 - 4 months) | 43 | 65 | 63 | 69 | 62 | 47 | 43 | 46 | 46 | 59 | 50 | 45 | 55 |
| 121-180 days (5 - 6 months) | 42 | 33 | 34 | 51 | 50 | 56 | 43 | 33 | 28 | 38 | 41 | 50 | 39 |
| 181-270 days (7 - 9 months) | 33 | 36 | 36 | 36 | 35 | 49 | 59 | 56 | 51 | 37 | 39 | 40 | 42 |
| > 270 days (> 9 months) | 48 | 55 | 53 | 51 | 57 | 53 | 52 | 49 | 56 | 64 | 69 | 76 | 75 |
| DV Subset - Age (days) | | | | | | | | | | | | | |
| Median (50 th percentile) | NA | NA | NA | NA | NA | NA | 189 | 173 | 197 | 215 | 239 | 178 | 224 |
| 95 th percentile | NA | NA | NA | NA | NA | NA | 785 | 813 | 557 | 874 | 618 | 648 | 966 |
| # of Cases in Age Interval | | | | | | | | | | | | | |
| 0 - 60 days (0 - 2 months) | NA | NA | NA | NA | NA | NA | 9 | 4 | 6 | 5 | 7 | 7 | 3 |
| 61-120 days (3 - 4 months) | NA | NA | NA | NA | NA | NA | 5 | 0 | 9 | 11 | 6 | 5 | 6 |
| 121-180 days (5 - 6 months) | NA | NA | NA | NA | NA | NA | 8 | 6 | 3 | 1 | 7 | 11 | 5 |
| 181-270 days (7 - 9 months) | NA | NA | NA | NA | NA | NA | 12 | 6 | 10 | 7 | 6 | 2 | 6 |
| > 270 days (> 9 months) | NA | NA | NA | NA | NA | NA | 15 | 11 | 15 | 14 | 15 | 19 | 18 |
| Robbery | | | | | | | | | | | | | |
| Age (days) | | | | | | | | | | | | | |
| Median (50 th percentile) | 86 | 104 | 107 | 104 | 106 | 87 | 84 | 73 | 80 | 81 | 85 | 99 | 119 |
| 95 th percentile | 355 | 360 | 339 | 370 | 412 | 431 | 375 | 391 | 394 | 414 | 445 | 421 | 460 |
| # of Cases in Age Interval | | | | | | | | | | | | | |
| 0 - 60 days (0 - 2 months) | 62 | 57 | 59 | 57 | 60 | 66 | 70 | 72 | 73 | 77 | 49 | 51 | 49 |
| 61-120 days (3 - 4 months) | 46 | 40 | 37 | 39 | 25 | 30 | 42 | 44 | 38 | 41 | 55 | 50 | 30 |
| 121-180 days (5 - 6 months) | 31 | 31 | 26 | 25 | 27 | 26 | 14 | 17 | 22 | 23 | 22 | 21 | 36 |
| 181-270 days (7 - 9 months) | 21 | 25 | 35 | 25 | 20 | 23 | 22 | 19 | 17 | 15 | 20 | 22 | 18 |
| > 270 days (> 9 months) | 13 | 14 | 13 | 20 | 27 | 27 | 23 | 20 | 22 | 21 | 24 | 24 | 24 |

(*) The highest crime category since filing is used to classify cases. For example, a case initially charged with homicide is reported as a homicide regardless of whether or not the charge is reduced since filing. On the other hand, if the charge for a case is upgraded later, then the reporting category in later reports will reflect the upgraded (higher) crime category.

Reflects all documents received by 08/15/2011.

- (1) "Controlled Substance - Non Drug Court" are drug related cases that have never been accepted into drug court.
- (2) "Controlled Substance - Drug Court" are drug related cases that have been formally accepted into drug court (identified by "Order of Participation").
- (3) DV Subset includes cases with a DV flag in at least one of the charges within the specific crime category at the time of the reporting.

Table 6 (cont.). Age of Pending Criminal Cases
King County Superior Court

| Crime Category ^(*) | Jul 2010 | Aug 2010 | Sep 2010 | Oct 2010 | Nov 2010 | Dec 2010 | Jan 2011 | Feb 2011 | Mar 2011 | Apr 2011 | May 2011 | Jun 2011 | Jul 2011 |
|--------------------------------------|----------|----------|----------|----------|----------|----------|----------|----------|----------|----------|----------|----------|----------|
| Aggravated Assault | | | | | | | | | | | | | |
| Age (days) | | | | | | | | | | | | | |
| Median (50 th percentile) | 66 | 77 | 70 | 70 | 72 | 78 | 83 | 89 | 81 | 81 | 72 | 79 | 83 |
| 95 th percentile | 290 | 310 | 302 | 326 | 343 | 339 | 327 | 356 | 373 | 403 | 411 | 388 | 411 |
| # of Cases in Age Interval | | | | | | | | | | | | | |
| 0 - 60 days (0 - 2 months) | 239 | 213 | 233 | 213 | 224 | 206 | 190 | 174 | 197 | 196 | 191 | 203 | 191 |
| 61-120 days (3 - 4 months) | 121 | 145 | 121 | 112 | 122 | 129 | 151 | 122 | 101 | 102 | 108 | 124 | 119 |
| 121-180 days (5 - 6 months) | 76 | 67 | 67 | 67 | 65 | 71 | 65 | 77 | 77 | 56 | 54 | 59 | 65 |
| 181-270 days (7 - 9 months) | 36 | 44 | 57 | 43 | 57 | 51 | 53 | 43 | 46 | 46 | 51 | 49 | 51 |
| > 270 days (> 9 months) | 32 | 31 | 36 | 41 | 42 | 43 | 43 | 50 | 48 | 52 | 48 | 49 | 57 |
| DV Subset - Age (days) | | | | | | | | | | | | | |
| Median (50 th percentile) | NA | NA | NA | NA | NA | NA | 81 | 85 | 79 | 62 | 69 | 70 | 75 |
| 95 th percentile | NA | NA | NA | NA | NA | NA | 340 | 368 | 394 | 424 | 434 | 461 | 488 |
| # of Cases in Age Interval | | | | | | | | | | | | | |
| 0 - 60 days (0 - 2 months) | NA | NA | NA | NA | NA | NA | 110 | 49 | 113 | 124 | 114 | 126 | 125 |
| 61-120 days (3 - 4 months) | NA | NA | NA | NA | NA | NA | 74 | 21 | 49 | 52 | 62 | 72 | 67 |
| 121-180 days (5 - 6 months) | NA | NA | NA | NA | NA | NA | 34 | 20 | 36 | 22 | 26 | 34 | 36 |
| 181-270 days (7 - 9 months) | NA | NA | NA | NA | NA | NA | 33 | 10 | 23 | 21 | 24 | 18 | 19 |
| > 270 days (> 9 months) | NA | NA | NA | NA | NA | NA | 26 | 24 | 33 | 33 | 29 | 30 | 32 |
| Burglary/Theft/Larceny | | | | | | | | | | | | | |
| Age (days) | | | | | | | | | | | | | |
| Median (50 th percentile) | 73 | 72 | 72 | 68 | 71 | 80 | 84 | 82 | 79 | 91 | 93 | 85 | 91 |
| 95 th percentile | 429 | 421 | 422 | 410 | 415 | 347 | 349 | 358 | 358 | 375 | 391 | 395 | 426 |
| # of Cases in Age Interval | | | | | | | | | | | | | |
| 0 - 60 days (0 - 2 months) | 224 | 229 | 236 | 261 | 245 | 235 | 249 | 238 | 246 | 198 | 216 | 232 | 203 |
| 121-180 days (5 - 6 months) | 142 | 144 | 134 | 141 | 161 | 184 | 174 | 159 | 169 | 163 | 149 | 126 | 150 |
| 61-120 days (3 - 4 months) | 80 | 59 | 79 | 75 | 79 | 83 | 86 | 103 | 99 | 85 | 89 | 101 | 84 |
| 181-270 days (7 - 9 months) | 36 | 50 | 42 | 46 | 55 | 59 | 65 | 64 | 65 | 79 | 82 | 74 | 81 |
| > 270 days (> 9 months) | 55 | 49 | 53 | 51 | 51 | 50 | 59 | 60 | 60 | 65 | 62 | 64 | 73 |
| DV Subset - Age (days) | | | | | | | | | | | | | |
| Median (50 th percentile) | NA | NA | NA | NA | NA | NA | 45 | 43 | 52 | 42 | 64 | 73 | 68 |
| 95 th percentile | NA | NA | NA | NA | NA | NA | 349 | 377 | 129 | 159 | 190 | 220 | 251 |
| # of Cases in Age Interval | | | | | | | | | | | | | |
| 0 - 60 days (0 - 2 months) | NA | NA | NA | NA | NA | NA | 16 | 7 | 17 | 20 | 11 | 11 | 15 |
| 61-120 days (3 - 4 months) | NA | NA | NA | NA | NA | NA | 8 | 3 | 7 | 9 | 9 | 11 | 10 |
| 121-180 days (5 - 6 months) | NA | NA | NA | NA | NA | NA | 1 | 0 | 2 | 2 | 4 | 6 | 2 |
| 181-270 days (7 - 9 months) | NA | NA | NA | NA | NA | NA | 1 | 0 | 0 | 0 | 1 | 1 | 4 |
| > 270 days (> 9 months) | NA | NA | NA | NA | NA | NA | 2 | 2 | 1 | 1 | 1 | 1 | 1 |
| Motor Vehicle Theft | | | | | | | | | | | | | |
| Age (days) | | | | | | | | | | | | | |
| Median (50 th percentile) | 48 | 54 | 51 | 44 | 48 | 47 | 58 | 54 | 59 | 75 | 84 | 113 | 96 |
| 95 th percentile | 181 | 212 | 252 | 318 | 303 | 310 | 235 | 263 | 266 | 296 | 327 | 357 | 388 |
| # of Cases in Age Interval | | | | | | | | | | | | | |
| 0 - 60 days (0 - 2 months) | 28 | 23 | 22 | 21 | 31 | 28 | 26 | 30 | 33 | 20 | 13 | 15 | 20 |
| 61-120 days (3 - 4 months) | 12 | 14 | 12 | 9 | 10 | 11 | 14 | 13 | 14 | 23 | 19 | 11 | 10 |
| 121-180 days (5 - 6 months) | 1 | 2 | 2 | 3 | 4 | 7 | 5 | 5 | 10 | 4 | 7 | 15 | 15 |
| 181-270 days (7 - 9 months) | 2 | 3 | 3 | 1 | 0 | 2 | 3 | 6 | 2 | 6 | 2 | 4 | 6 |
| > 270 days (> 9 months) | 1 | 1 | 1 | 4 | 4 | 3 | 2 | 2 | 3 | 3 | 4 | 4 | 6 |

(*) The highest crime category since filing is used to classify cases. For example, a case initially charged with homicide is reported as a homicide regardless of whether or not the charge is reduced since filing. On the other hand, if the charge for a case is upgraded later, then the reporting category in later reports will reflect the upgraded (higher) crime category.

Reflects all documents received by **08/15/2011**.

- (1) "Controlled Substance - Non Drug Court" are drug related cases that have never been accepted into drug court.
- (2) "Controlled Substance - Drug Court" are drug related cases that have been formally accepted into drug court (identified by "Order of Participation").
- (3) DV Subset includes cases with a DV flag in at least one of the charges within the specific crime category at the time of the reporting.

Table 6 (cont.) . Age of Pending Criminal Cases
King County Superior Court

| Crime Category (*) | Jul 2010 | Aug 2010 | Sep 2010 | Oct 2010 | Nov 2010 | Dec 2010 | Jan 2011 | Feb 2011 | Mar 2011 | Apr 2011 | May 2011 | Jun 2011 | Jul 2011 |
|--|----------|----------|----------|----------|----------|----------|----------|----------|----------|----------|----------|----------|----------|
| Controlled Substance - Non Drug Court⁽¹⁾ | | | | | | | | | | | | | |
| Age (days) | 61 | 79 | 91 | 89 | 71 | 72 | 84 | 83 | 79 | 81 | 84 | 80 | 98 |
| Median (50 th percentile) | 367 | 404 | 416 | 419 | 429 | 445 | 398 | 346 | 304 | 351 | 358 | 385 | 413 |
| 95 th percentile | | | | | | | | | | | | | |
| # of Cases in Age Interval | 254 | 198 | 160 | 171 | 223 | 212 | 195 | 208 | 194 | 183 | 189 | 186 | 141 |
| 0 - 60 days (0 - 2 months) | 142 | 182 | 147 | 116 | 92 | 113 | 146 | 134 | 114 | 128 | 134 | 116 | 121 |
| 61-120 days (3 - 4 months) | 59 | 48 | 88 | 99 | 90 | 66 | 37 | 58 | 73 | 61 | 49 | 68 | 78 |
| 121-180 days (5 - 6 months) | 20 | 26 | 31 | 34 | 48 | 67 | 87 | 70 | 47 | 44 | 51 | 42 | 46 |
| 181-270 days (7 - 9 months) | 41 | 41 | 42 | 43 | 41 | 40 | 42 | 46 | 52 | 57 | 64 | 49 | 55 |
| > 270 days (> 9 months) | | | | | | | | | | | | | |
| Drug Court⁽²⁾ | | | | | | | | | | | | | |
| Age (days) | | | | | | | | | | | | | |
| Median (50 th percentile) | 541 | 547 | 535 | 510 | 519 | 508 | 493 | 442 | 412 | 397 | 385 | 404 | 416 |
| 95 th percentile | 1120 | 1150 | 1190 | 1221 | 1241 | 1272 | 1253 | 1281 | 1362 | 1187 | 1209 | 1239 | 1249 |
| # of Cases in Age Interval | | | | | | | | | | | | | |
| 0 - 60 days (0 - 2 months) | 1 | 1 | 0 | 0 | 0 | 0 | 0 | 1 | 1 | 2 | 0 | 0 | 0 |
| 61-120 days (3 - 4 months) | 5 | 8 | 4 | 5 | 2 | 3 | 4 | 6 | 5 | 13 | 9 | 5 | 1 |
| 121-180 days (5 - 6 months) | 10 | 11 | 10 | 22 | 12 | 8 | 7 | 12 | 17 | 13 | 20 | 24 | 14 |
| 181-270 days (7 - 9 months) | 27 | 24 | 30 | 21 | 38 | 37 | 43 | 34 | 29 | 28 | 36 | 37 | 41 |
| > 270 days (> 9 months) | 216 | 210 | 205 | 198 | 195 | 205 | 188 | 188 | 185 | 179 | 187 | 186 | 182 |
| Others/Misdemeanor | | | | | | | | | | | | | |
| Age (days) | | | | | | | | | | | | | |
| Median (50 th percentile) | 79 | 89 | 80 | 75 | 76 | 75 | 84 | 75 | 66 | 67 | 72 | 88 | 95 |
| 95 th percentile | 487 | 461 | 470 | 447 | 477 | 429 | 302 | 481 | 366 | 388 | 405 | 435 | 430 |
| # of Cases in Age Interval | | | | | | | | | | | | | |
| 0 - 60 days (0 - 2 months) | 139 | 154 | 147 | 164 | 167 | 163 | 145 | 160 | 186 | 187 | 164 | 131 | 128 |
| 61-120 days (3 - 4 months) | 83 | 92 | 83 | 83 | 86 | 101 | 104 | 86 | 82 | 94 | 95 | 90 | 81 |
| 121-180 days (5 - 6 months) | 47 | 45 | 52 | 47 | 50 | 54 | 48 | 52 | 47 | 40 | 44 | 53 | 52 |
| 181-270 days (7 - 9 months) | 40 | 33 | 36 | 30 | 36 | 38 | 33 | 31 | 33 | 36 | 32 | 35 | 39 |
| > 270 days (> 9 months) | 47 | 52 | 45 | 50 | 50 | 47 | 47 | 44 | 37 | 43 | 44 | 46 | 51 |
| DV Subset - Age (days) | | | | | | | | | | | | | |
| Median (50 th percentile) | NA | NA | NA | NA | NA | NA | 86 | 81 | 46 | 34 | 58 | 58 | 62 |
| 95 th percentile | NA | NA | NA | NA | NA | NA | 272 | 300 | 262 | 257 | 306 | 318 | 384 |
| # of Cases in Age Interval | | | | | | | | | | | | | |
| 0 - 60 days (0 - 2 months) | NA | NA | NA | NA | NA | NA | 17 | 12 | 36 | 47 | 31 | 35 | 28 |
| 61-120 days (3 - 4 months) | NA | NA | NA | NA | NA | NA | 19 | 1 | 11 | 14 | 15 | 20 | 12 |
| 121-180 days (5 - 6 months) | NA | NA | NA | NA | NA | NA | 8 | 6 | 9 | 4 | 5 | 6 | 6 |
| 181-270 days (7 - 9 months) | NA | NA | NA | NA | NA | NA | 3 | 2 | 5 | 7 | 5 | 3 | 4 |
| > 270 days (> 9 months) | NA | NA | NA | NA | NA | NA | 3 | 2 | 2 | 3 | 4 | 6 | 7 |
| Criminal RALJ | | | | | | | | | | | | | |
| Age (days) | | | | | | | | | | | | | |
| Median (50 th percentile) | 160 | 162 | 151 | 145 | 145 | 128 | 123 | 130 | 140 | 134 | 131 | 139 | 136 |
| 95 th percentile | 480 | 478 | 508 | 490 | 419 | 373 | 397 | 425 | 403 | 381 | 394 | 311 | 335 |
| # of Cases in Age Interval | | | | | | | | | | | | | |
| 0 - 60 days (0 - 2 months) | 21 | 24 | 32 | 28 | 28 | 29 | 34 | 36 | 34 | 30 | 32 | 38 | 35 |
| 61-120 days (3 - 4 months) | 32 | 30 | 18 | 27 | 35 | 27 | 27 | 27 | 26 | 31 | 36 | 28 | 29 |
| 121-180 days (5 - 6 months) | 31 | 27 | 34 | 29 | 16 | 27 | 32 | 27 | 25 | 27 | 25 | 32 | 30 |
| 181-270 days (7 - 9 months) | 31 | 36 | 31 | 27 | 37 | 31 | 20 | 24 | 30 | 33 | 31 | 25 | 32 |
| > 270 days (> 9 months) | 33 | 33 | 26 | 17 | 18 | 13 | 16 | 19 | 17 | 13 | 19 | 21 | 18 |

(*) The highest crime category since filing is used to classify cases. For example, a case initially charged with homicide is reported as a homicide regardless of whether or not the charge is reduced since filing. On the other hand, if the charge for a case is upgraded later, then the reporting category in later reports will reflect the upgraded (higher) crime category.

Reflects all documents received by **08/15/2011**.

- (1) "Controlled Substance - Non Drug Court" are drug related cases that have never been accepted into drug court.
- (2) "Controlled Substance - Drug Court" are drug related cases that have been formally accepted into drug court (identified by "Order of Participation").
- (3) DV Subset includes cases with a DV flag in at least one of the charges within the specific crime category at the time of the reporting.

Table 7. Comparison between SEA/KNT: Filings, Resolutions, and Pending Caseload
King County Superior Court

| | Aug 2010 | Sep 2010 | Oct 2010 | Nov 2010 | Dec 2010 | Jan 2011 | Feb 2011 | Mar 2011 | Apr 2011 | May 2011 | Jun 2011 | Jul 2011 ⁽¹⁾ |
|--|-------------|-------------|-------------|-------------|-------------|-------------|-------------|-------------|-------------|-------------|-------------|----------------------------|
| # of Criminal Judges ⁽²⁾ | | | | | | | | | | | | |
| SEA - # of Criminal Judges | 15 | 15 | 15 | 15 | 15 | 15 | 15 | 15 | 15 | 15 | 15 | 15 |
| KNT - # of Criminal Judges | 7 | 7 | 7 | 7 | 7 | 7 | 7 | 7 | 7 | 7 | 7 | 7 |
| SEA - Drug Court Judge | 1 | 1 | 1 | 1 | 1 | 1 | 1 | 1 | 1 | 1 | 1 | 1 |
| Total Filings | | | | | | | | | | | | |
| SEA - # of Cases Filed | 358 | 304 | 374 | 352 | 358 | 345 | 296 | 335 | 298 | 293 | 270 | 270 |
| KNT - # of Cases Filed | 205 | 228 | 234 | 183 | 253 | 231 | 217 | 285 | 220 | 232 | 222 | 216 |
| SEA % | 64% | 57% | 61% | 66% | 59% | 60% | 58% | 54% | 58% | 56% | 55% | 56% |
| KNT % | 36% | 43% | 39% | 34% | 41% | 40% | 42% | 46% | 42% | 44% | 45% | 44% |
| SEA - # of Cases per Judge | 22 | 20 | 23 | 22 | 22 | 22 | 19 | 21 | 20 | 18 | 17 | 17 |
| KNT - # of Cases per Judge | 29 | 33 | 33 | 26 | 36 | 33 | 31 | 41 | 31 | 33 | 32 | 31 |
| Total Resolutions | | | | | | | | | | | | |
| SEA - # of Cases Resolved | 361 | 356 | 355 | 281 | 321 | 346 | 343 | 356 | 322 | 313 | 355 | 320 |
| KNT - # of Cases Resolved | 217 | 191 | 220 | 158 | 187 | 215 | 183 | 218 | 217 | 214 | 178 | 171 |
| SEA - Drug Court Cases Resolved | 18 | 15 | 20 | 11 | 4 | 23 | 15 | 17 | 13 | 8 | 15 | 19 |
| KNT - Drug Court Cases Resolved | 5 | 3 | 4 | 4 | 1 | 6 | 5 | 4 | 8 | 1 | 1 | 4 |
| SEA % | 60% | 62% | 59% | 62% | 63% | 59% | 63% | 60% | 58% | 58% | 65% | 62% |
| KNT % | 36% | 34% | 37% | 35% | 37% | 36% | 34% | 37% | 39% | 40% | 33% | 33% |
| SEA - Drug Court % | 3% | 3% | 4% | 2% | 1% | 4% | 3% | 3% | 2% | 2% | 3% | 4% |
| KNT - Drug Court % | 1% | 1% | 1% | 1% | 0% | 1% | 1% | 1% | 1% | 0% | 0% | 1% |
| SEA - # of Cases per Judge | 24 | 25 | 23 | 18 | 20 | 23 | 22 | 23 | 22 | 20 | 22 | 21 |
| KNT - # of Cases per Judge | 32 | 28 | 32 | 23 | 27 | 32 | 27 | 32 | 32 | 31 | 26 | 25 |
| Total Pending | | | | | | | | | | | | |
| SEA - # of Cases Pending | 1488 | 1438 | 1439 | 1524 | 1523 | 1511 | 1471 | 1393 | 1380 | 1385 | 1339 | 1255 |
| KNT - # of Cases Pending | 1092 | 1130 | 1088 | 1102 | 1141 | 1151 | 1159 | 1221 | 1197 | 1190 | 1224 | 1264 |
| SEA - Drug Court Cases Pending | 195 | 191 | 191 | 193 | 200 | 188 | 190 | 185 | 183 | 187 | 181 | 168 |
| KNT - Drug Court Cases Pending | 59 | 58 | 55 | 54 | 53 | 54 | 51 | 52 | 52 | 65 | 71 | 70 |
| SEA % | 53% | 51% | 52% | 53% | 52% | 52% | 51% | 49% | 49% | 49% | 48% | 46% |
| KNT % | 39% | 41% | 39% | 38% | 39% | 40% | 40% | 43% | 43% | 42% | 43% | 46% |
| SEA - Drug Court % | 7% | 7% | 7% | 7% | 7% | 6% | 7% | 6% | 7% | 7% | 6% | 6% |
| KNT - Drug Court % | 2% | 2% | 2% | 2% | 2% | 2% | 2% | 2% | 2% | 2% | 3% | 3% |
| SEA - # of Cases per Judge | 105 | 109 | 102 | 107 | 108 | 106 | 104 | 99 | 104 | 98 | 95 | 89 |
| KNT - # of Cases per Judge | 164 | 167 | 163 | 165 | 170 | 172 | 173 | 183 | 178 | 179 | 185 | 191 |

(1) Reflects all documents received by 08/15/2011.

(2) The number of judges does not include RJC chief judge and the criminal chief judge at SEA.

Table 8. Drug Court Statistics

King County Superior Court

| Categories | Aug 2010 | Sep 2010 | Oct 2010 | Nov 2010 | Dec 2010 | Jan 2011 | Feb 2011 | Mar 2011 | Apr 2011 | May 2011 | Jun 2011 | Jul 2011 |
|---|----------|----------|----------|----------|----------|----------|----------|----------|----------|----------|----------|----------|
| Referrals - Total | 28 | 29 | 48 | 52 | 52 | 62 | 50 | 59 | 39 | 37 | 31 | 23 |
| Directly from PA | 13 | 15 | 26 | 41 | 35 | 50 | 37 | 38 | 25 | 24 | 23 | 17 |
| From Mainstream | 15 | 14 | 22 | 11 | 17 | 12 | 13 | 21 | 14 | 13 | 8 | 8 |
| Arraignments in Drug Court ⁽¹⁾ | 8 | 8 | 23 | 34 | 21 | 34 | 30 | 31 | 25 | 20 | 25 | 13 |
| GP in Drug Court ⁽²⁾ | 4 | 4 | 6 | 2 | 4 | 6 | 3 | 8 | 0 | 3 | 6 | 8 |
| Return to mainstream ⁽³⁾ | 10 | 9 | 15 | 13 | 28 | 25 | 24 | 35 | 22 | 19 | 16 | 17 |
| Opt-in ⁽⁴⁾ | 12 | 11 | 19 | 11 | 14 | 18 | 20 | 19 | 20 | 24 | 19 | 9 |
| Graduations ⁽⁵⁾ | 18 | 10 | 20 | 10 | 1 | 22 | 15 | 13 | 10 | 5 | 10 | 17 |
| Terminations ⁽⁶⁾ | 5 | 8 | 4 | 5 | 4 | 7 | 5 | 8 | 11 | 4 | 6 | 6 |

- (1) Arraignments held in drug court regardless opt-in status of the cases.
- (2) Guilty pleas entered in drug court before opt-in.
- (3) Referred to drug court but decision by court order to go to mainstream.
- (4) Opt-in reflects the court order of participation.
- (5) Graduations are dismissals of opted-in cases after the completion of program.
- (6) Terminations are cases that fail in drug court.