

King County Superior Court

Civil Department Statistical Report

November 2011

Department of Judicial Administration
Prepared by: Shiquan Liao, Ph.D., Statistician

Release Date: December 20, 2011

Report #: CV-2011-11

Figure 1. Monthly Filings for SEA, KNT and SEA/KNT Combined

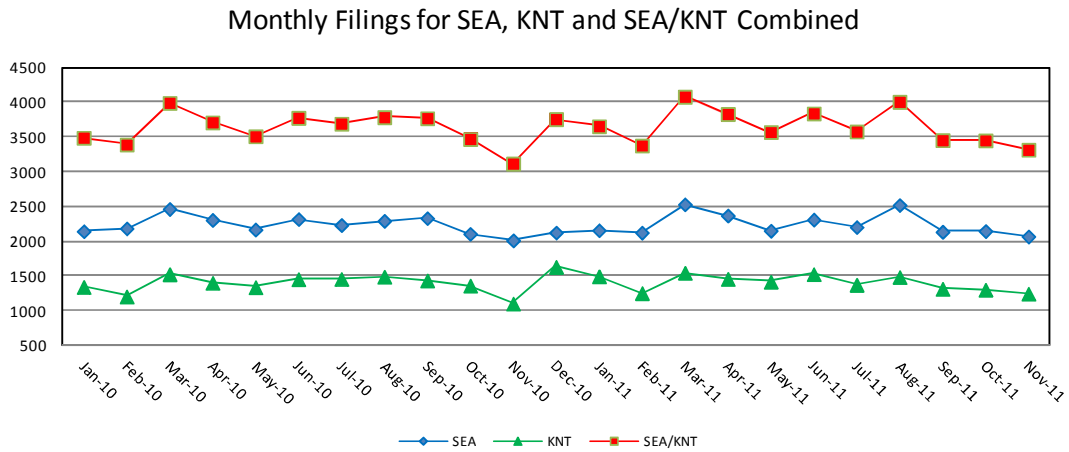


Figure 2. Monthly Resolutions for SEA, KNT and SEA/KNT Combined

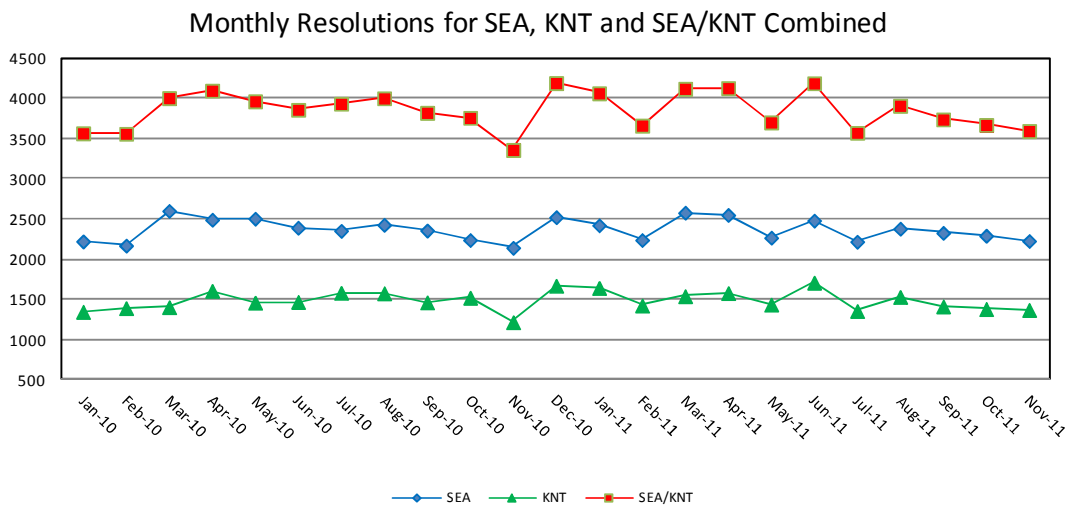


Figure 3. Monthly Pending Caseload for SEA, KNT and SEA/KNT Combined

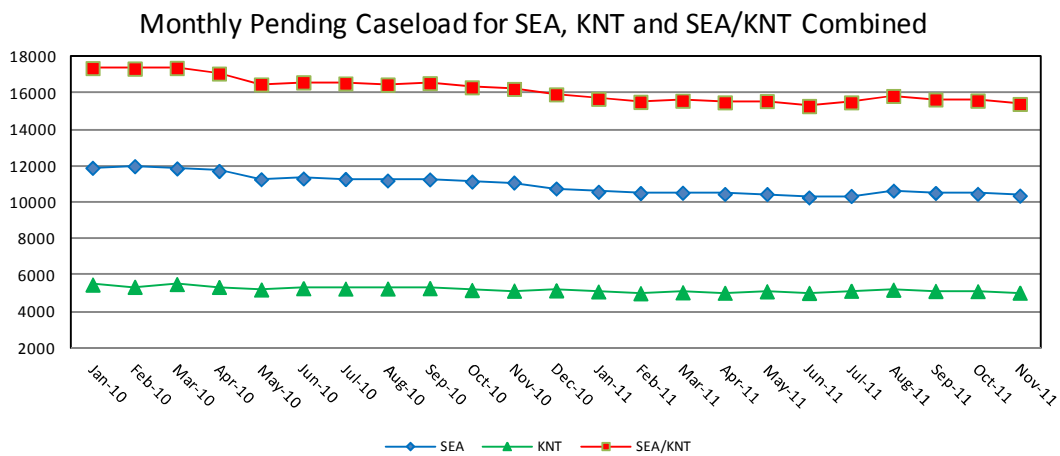


Table 1. Monthly New Filings

SEA	Jan	Feb	Mar	Apr	May	Jun	Jul	Aug	Sep	Oct	Nov	Dec	Adj ⁽¹⁾	Annual
TOTAL - SEA														
2009	2264	2248	2534	2478	2312	2570	2386	2343	2311	2444	2069	2366	(+12)	28337
2010	2147	2187	2467	2309	2171	2322	2236	2296	2335	2109	2015	2127	(-66)	26655
2011 ⁽³⁾	2161	2126	2534	2373	2154	2314	2207	2553	2139	2149	2071			
Domestic - SEA														
2009	354	385	401	411	367	421	400	397	441	403	383	343	(+11)	4717
2010	384	409	468	454	406	410	426	413	433	377	348	375	(-5)	4898
2011 ⁽³⁾	364	382	446	435	405	432	383	429	457	423	397			
Probate - SEA														
2009	319	324	331	384	291	361	356	322	302	309	301	342	(+1)	3943
2010	329	301	370	362	328	357	314	334	343	294	320	355	(-1)	4006
2011 ⁽³⁾	361	380	433	362	359	410	355	333	309	319	326			
Guardianship - SEA														
2009	37	43	55	47	39	43	59	46	42	37	43	34	(-3)	522
2010	46	44	52	51	49	45	50	52	44	39	35	35	(-5)	537
2011 ⁽³⁾	52	41	45	43	41	48	40	53	39	55	30			
Adoption - SEA														
2009	50	37	46	36	41	51	40	25	44	42	38	55	(0)	505
2010	42	43	53	50	39	44	41	53	41	39	45	40	(-3)	527
2011 ⁽³⁾	37	32	51	32	50	48	37	31	40	43	48			
Paternity - SEA														
2009	35	54	40	53	37	36	59	70	67	72	24	48	(-4)	591
2010	46	40	67	50	39	54	43	55	43	51	26	38	(+2)	554
2011 ⁽³⁾	32	45	55	42	30	32	39	51	49	25	42			
General Civil⁽²⁾ - SEA														
2009	1467	1404	1660	1542	1536	1656	1468	1479	1413	1579	1279	1542	(+2)	18027
2010	1298	1350	1454	1341	1309	1408	1359	1387	1425	1308	1241	1282	(-58)	16104
2011 ⁽³⁾	1314	1245	1497	1452	1268	1337	1348	1654	1245	1279	1225			
Asbestos Cases - SEA														
2009	2	1	1	5	1	2	4	4	2	2	1	2	(+5)	32
2010	2	0	3	1	1	4	3	2	6	1	0	2	(+4)	29
2011 ⁽³⁾	1	1	7	7	1	7	5	2	0	5	3			
KNT														
TOTAL - KNT														
2009	1324	1349	1577	1494	1319	1614	1356	1469	1475	1462	1159	1385	(+43)	17028
2010	1345	1207	1527	1404	1342	1457	1459	1492	1438	1365	1105	1633	(+24)	16798
2011 ⁽³⁾	1497	1255	1549	1461	1420	1528	1375	1486	1318	1305	1248			
Domestic - KNT														
2009	220	239	281	236	198	268	250	260	285	259	220	239	(+1)	2956
2010	236	225	312	255	261	247	232	251	290	222	190	219	(+12)	2952
2011 ⁽³⁾	258	231	312	220	240	283	227	262	230	242	234			
Probate - KNT														
2009	81	105	110	106	98	103	74	98	105	102	83	101	(+1)	1167
2010	92	80	103	106	85	95	107	121	108	101	85	113	(+1)	1197
2011 ⁽³⁾	126	83	107	127	104	100	95	92	77	95	90			
Guardianship - KNT														
2009	28	28	37	28	21	36	17	34	24	25	17	16	(+8)	319
2010	20	26	33	30	22	39	20	33	28	40	33	25	(+7)	356
2011 ⁽³⁾	24	21	21	30	18	29	23	35	30	28	25			
Adoption - KNT														
2009	12	15	17	18	18	21	7	14	17	16	9	14	(+2)	180
2010	13	12	10	11	20	13	6	21	10	13	13	14	(+3)	159
2011 ⁽³⁾	15	15	13	7	15	21	9	6	11	15	18			
Paternity - KNT														
2009	28	47	33	82	47	57	65	62	52	72	44	45	(+8)	642
2010	51	64	64	70	38	57	65	58	50	34	48	37	(-1)	635
2011 ⁽³⁾	47	22	63	56	42	45	51	57	51	48	43			
General Civil⁽²⁾ - KNT														
2009	955	915	1099	1024	937	1129	943	1001	992	988	786	970	(+23)	11762
2010	933	800	1005	932	916	1006	1029	1008	952	955	736	1225	(+2)	11499
2011 ⁽³⁾	1027	883	1033	1021	1001	1050	970	1034	919	877	838			

Note: Table 1 presents total number of cases filed and designated to SEA and KNT. Modifications/Re-opened cases (under the original case number) are not included because SCOMIS currently lacks the capability in capturing re-opens and modifications.

- (1) "Adj" = adjustment made at year-end if necessary.
- (2) "General Civil" includes all civil actions (including RALJ), except "Matters Filed with Clerk" (Tax Warrants, Abstract of Judgment, Foreign Judgment, and Transcript of Judgment), Domestic, Probate, Guardianship, Adoption, and Paternity cases. Also, starting June 2004, asbestos cases have been separated out.
- (3) Reflects all documents received by **12/15/2011**. Year-end adjustment may be needed to reflect data entered after the time of this monthly report.

Table 2. Monthly Resolutions

SEA	Jan	Feb	Mar	Apr	May	Jun	Jul	Aug	Sep	Oct	Nov	Dec	Adj ⁽¹⁾	Annual
TOTAL - SEA														
2009	2028	2118	2439	2515	2245	2662	2459	2200	2209	2261	2180	2733	(-507)	27542
2010	2223	2170	2602	2492	2506	2392	2354	2428	2358	2240	2143	2127	(-683)	27748
2011 ⁽³⁾	2423	2240	2580	2551	2269	2482	2219	2380	2328	2292	2228			
Domestic - SEA														
2009	387	345	335	393	367	445	364	348	382	435	355	505	(-43)	4618
2010	393	343	405	417	420	413	439	449	394	387	374	375	(-53)	4837
2011 ⁽³⁾	424	385	456	404	402	429	419	400	422	433	394			
Probate - SEA														
2009	312	328	316	400	307	357	342	303	322	310	289	323	(-28)	3881
2010	311	279	410	350	331	379	318	372	328	303	326	355	(-20)	4034
2011 ⁽³⁾	364	387	423	372	381	418	351	337	310	317	337			
Guardianship - SEA														
2009	51	40	42	51	53	74	24	41	57	42	41	45	(+6)	567
2010	41	48	71	44	44	65	51	45	62	47	36	35	(-5)	593
2011 ⁽³⁾	35	33	48	45	45	49	36	43	53	33	45			
Adoption - SEA														
2009	25	38	37	48	53	54	35	35	28	33	58	64	(0)	508
2010	31	49	39	60	40	54	38	48	35	39	33	40	(+1)	536
2011 ⁽³⁾	40	30	46	35	45	41	44	44	33	32	35			
Paternity - SEA														
2009	40	42	54	41	54	53	50	44	55	63	43	50	(-4)	585
2010	32	33	37	41	74	76	43	26	62	54	38	38	(-2)	566
2011 ⁽³⁾	67	56	61	47	40	34	54	34	47	37	45			
General Civil ⁽²⁾ - SEA														
2009	1206	1294	1633	1545	1407	1669	1604	1421	1363	1371	1387	1640	(-510)	17030
2010	1408	1378	1634	1565	1587	1404	1455	1487	1477	1408	1333	1282	(-603)	17083
2011 ⁽³⁾	1493	1348	1543	1647	1339	1508	1312	1517	1463	1429	1366			
Asbestos Cases - SEA														
2009	7	31	22	37	4	10	40	8	2	7	7	106	(+72)	353
2010	7	40	6	15	10	1	10	1	0	2	3	2	(-1)	99
2011 ⁽³⁾	0	1	3	1	1	3	3	5	0	11	6			
KNT														
TOTAL - KNT														
2009	1188	1423	1627	1492	1450	1513	1556	1386	1396	1339	1267	1548	(-558)	16627
2010	1345	1392	1404	1607	1460	1469	1582	1576	1464	1521	1217	1633	(-616)	17091
2011 ⁽³⁾	1643	1423	1541	1579	1435	1709	1355	1531	1413	1381	1369			
Domestic - KNT														
2009	225	249	259	234	239	261	259	208	209	285	230	266	(-12)	2912
2010	238	217	237	256	224	291	254	254	240	265	178	219	(-16)	2944
2011 ⁽³⁾	236	215	275	255	237	275	242	293	228	238	235			
Probate - KNT														
2009	74	107	116	96	101	103	75	99	110	106	74	97	(-3)	1155
2010	79	82	115	107	86	95	106	127	105	104	84	113	(-12)	1188
2011 ⁽³⁾	125	92	104	125	106	95	97	89	81	90	91			
Guardianship - KNT														
2009	21	29	40	32	33	23	28	22	21	21	15	51	(+8)	344
2010	20	18	27	39	37	27	19	38	26	34	31	25	(+5)	354
2011 ⁽³⁾	42	24	25	27	20	17	35	23	32	22	35			
Adoption - KNT														
2009	10	9	20	21	19	32	9	11	18	11	15	27	(0)	202
2010	10	8	13	11	14	17	9	14	20	17	7	14	(+1)	162
2011 ⁽³⁾	7	13	18	7	14	31	8	6	16	19	11			
Paternity - KNT														
2009	31	39	46	44	47	47	58	45	49	77	44	66	(-11)	582
2010	40	51	40	60	55	68	71	72	58	70	54	37	(0)	723
2011 ⁽³⁾	44	40	64	49	33	47	49	49	37	49	54			
General Civil ⁽²⁾ - KNT														
2009	827	990	1146	1065	1011	1047	1127	1001	989	839	889	1041	(-540)	11432
2010	958	1016	972	1134	1044	971	1123	1071	1015	1031	863	1225	(-594)	11720
2011 ⁽³⁾	1189	1039	1055	1116	1025	1244	924	1071	1019	963	943			

Note: Table 2 presents total number of resolutions of SEA and KNT cases. Modifications/Re-opened cases (under the original case number) are not included because SCOMIS currently lacks the capability in capturing re-opens and modifications.

- (1) "Adj" = adjustment made at the end of the year if necessary.
- (2) "General Civil" include all civil actions (including RALJ), except "Matters Filed with Clerk" (Tax Warrants, Abstract of Judgment, Foreign Judgment, and Transcript of Judgment), Domestic, Probate, Guardianship, Adoption, and Paternity cases. Also, starting June 2004, asbestos cases have been separated out.
- (3) Reflects all documents received by 12/15/2011. Year-end adjustment may be needed to reflect data entered after the time of this monthly report.

Table 3. Percentage of Cases Resolved in Specified Time Intervals

SEA	Oct 2010	Nov 2010	Dec 2010	Jan 2011	Feb 2011	Mar 2011	Apr 2011	May 2011	Jun 2011	Jul 2011	Aug 2011	Sep 2011	Oct 2011	Nov 2011
Domestic - SEA														
90% in 8 months	65%	65%	70%	66%	64%	61%	61%	68%	65%	68%	69%	67%	70%	69%
98% in 10 months	71%	71%	80%	72%	72%	68%	71%	73%	74%	76%	75%	74%	76%	76%
100% in 14 months	90%	84%	92%	92%	93%	92%	91%	92%	92%	95%	95%	93%	93%	92%
Probate - SEA														
90% in 8 months	96%	98%	97%	98%	99%	98%	97%	95%	98%	98%	99%	97%	98%	98%
98% in 18 months	97%	99%	99%	99%	100%	99%	99%	98%	99%	99%	100%	99%	99%	99%
100% in 36 months	100%	100%	100%	99%	100%	99%	100%	99%	100%	100%	100%	99%	99%	100%
Guardianship - SEA														
90% in 8 months	94%	86%	93%	94%	94%	85%	89%	87%	82%	89%	98%	93%	91%	93%
98% in 18 months	98%	97%	98%	100%	100%	94%	96%	98%	94%	95%	100%	98%	100%	98%
100% in 36 months	99%	97%	98%	100%	100%	100%	100%	100%	100%	100%	100%	100%	100%	100%
Adoption - SEA														
90% in 8 months	90%	91%	94%	85%	97%	65%	77%	91%	90%	91%	93%	82%	84%	91%
98% in 10 months	92%	91%	97%	88%	100%	65%	77%	93%	93%	91%	98%	82%	87%	91%
100% in 14 months	94%	94%	99%	90%	100%	72%	94%	96%	98%	96%	98%	85%	93%	97%
Paternity - SEA														
90% in 8 months	82%	68%	58%	81%	80%	89%	87%	88%	85%	78%	88%	87%	87%	89%
98% in 10 months	95%	84%	85%	91%	88%	94%	98%	95%	97%	85%	100%	89%	95%	96%
100% in 14 months	98%	94%	89%	97%	98%	98%	100%	98%	97%	98%	100%	94%	97%	100%
General Civil⁽¹⁾ - SEA														
90% in 12 months	81%	77%	79%	80%	77%	79%	83%	82%	81%	80%	82%	83%	79%	82%
98% in 18 months	94%	89%	91%	92%	90%	91%	93%	93%	93%	91%	94%	94%	92%	93%
100% in 24 months	98%	97%	98%	98%	97%	98%	98%	97%	98%	98%	98%	98%	98%	98%
KNT														
Domestic - KNT														
90% in 8 months	60%	64%	62%	61%	63%	60%	65%	65%	65%	63%	64%	72%	63%	68%
98% in 10 months	69%	73%	74%	75%	75%	72%	75%	74%	76%	71%	70%	78%	73%	75%
100% in 14 months	90%	89%	92%	93%	94%	91%	92%	97%	93%	87%	89%	92%	87%	91%
Probate - KNT														
90% in 8 months	97%	100%	99%	95%	98%	98%	99%	98%	99%	97%	99%	96%	100%	99%
98% in 18 months	99%	100%	99%	99%	98%	98%	99%	98%	100%	100%	99%	96%	100%	100%
100% in 36 months	100%	100%	99%	100%	99%	99%	99%	98%	100%	100%	99%	100%	100%	100%
Guardianship - KNT														
90% in 8 months	94%	94%	94%	88%	92%	92%	70%	90%	82%	86%	91%	94%	91%	97%
98% in 18 months	94%	97%	94%	93%	100%	96%	86%	100%	88%	97%	100%	100%	100%	100%
100% in 36 months	100%	100%	100%	100%	100%	100%	100%	100%	88%	100%	100%	100%	100%	100%
Adoption - KNT														
90% in 8 months	94%	71%	91%	86%	85%	67%	86%	93%	97%	88%	100%	88%	42%	100%
98% in 10 months	94%	71%	95%	86%	92%	67%	86%	100%	97%	100%	100%	88%	42%	100%
100% in 14 months	100%	100%	100%	86%	92%	67%	86%	100%	100%	100%	100%	88%	47%	100%
Paternity - KNT														
90% in 8 months	89%	80%	91%	89%	85%	84%	86%	91%	94%	90%	84%	89%	94%	94%
98% in 10 months	94%	93%	98%	91%	93%	91%	96%	94%	98%	98%	94%	92%	94%	98%
100% in 14 months	96%	98%	100%	95%	100%	98%	100%	97%	100%	100%	96%	97%	94%	100%
General Civil⁽¹⁾ - KNT														
90% in 12 months	90%	90%	89%	90%	88%	85%	88%	89%	90%	90%	89%	92%	88%	90%
98% in 18 months	97%	95%	95%	96%	94%	93%	94%	96%	96%	96%	94%	98%	95%	95%
100% in 24 months	98%	98%	99%	99%	98%	98%	98%	99%	99%	98%	99%	100%	98%	99%

Note: Table 3 presents the age of resolved cases – the time between filing and resolution, minus any suspense time if applicable. Modifications/Re-opened cases (under the original case number) are not included because SCOMIS currently lacks the capability in capturing re-opens and modifications.

Court adopted time guideline (based on suggestion from BJA State Advisory Committee, see LCR 4 official comment): (a) Civil - 90% by 360 days (12 months), 98% by 540 days (18 months); (b) Domestic - 90% by 240 days (8 months), 98% by 300 days (10 months); (c) Probate/Guardianship - 90% by 240 days (8 months), 98% by 540 days (18 months); (d) Adoption/Paternity - 90% by 240 days (8 months); 98% by 300 days (10 months).

(1) "General Civil" includes all civil actions (including RALJ), except "Matters Filed with Clerk" (Tax Warrants, Abstract of Judgment, Foreign Judgment, and Transcript of Judgment), Domestic, Probate, Guardianship, Adoption, and Paternity cases. NOT including asbestos cases, starting June 2004.

Table 4. Monthly Pending Caseload

SEA	Jan	Feb	Mar	Apr	May	Jun	Jul	Aug	Sep	Oct	Nov	Dec
TOTAL - SEA												
2010	11894	11987	11866	11723	11271	11309	11277	11201	11257	11137	11084	10763
2011 ⁽²⁾	10581	10513	10528	10463	10451	10270	10350	10641	10517	10467	10366	
Domestic - SEA												
2010	2662	2741	2812	2864	2841	2844	2829	2802	2838	2821	2802	2726
2011 ⁽²⁾	2669	2668	2666	2708	2722	2725	2695	2731	2764	2763	2771	
Probate - SEA												
2010	574	602	565	582	558	537	542	511	531	500	500	505
2011 ⁽²⁾	505	500	488	486	475	438	448	448	453	461	457	
Guardianship - SEA												
2010	203	198	179	186	185	167	170	177	159	152	151	142
2011 ⁽²⁾	158	165	161	160	156	154	157	167	153	174	159	
Adoption - SEA												
2010	176	170	186	176	175	166	170	176	182	176	189	158
2011 ⁽²⁾	155	155	160	158	163	168	162	149	156	167	180	
Paternity - SEA												
2010	266	272	302	313	282	261	261	289	271	266	254	239
2011 ⁽²⁾	205	194	191	186	178	176	163	181	184	171	169	
General Civil ⁽¹⁾ - SEA												
2010	7887	7913	7731	7517	7150	7251	7226	7167	7192	7139	7109	6907
2011 ⁽²⁾	6802	6744	6771	6666	6673	6523	6633	6875	6717	6644	6544	
Asbestos Cases – SEA (active only)												
2010	129	91	91	85	80	83	79	79	85	83	79	86
2011 ⁽²⁾	87	87	91	99	84	86	92	90	90	87	86	

KNT	Jan	Feb	Mar	Apr	May	Jun	Jul	Aug	Sep	Oct	Nov	Dec
TOTAL - KNT												
2010	5482	5357	5513	5354	5210	5281	5257	5267	5285	8182	5145	5425
2011 ⁽²⁾	5101	5004	5057	5032	5109	5023	5144	5199	5131	5119	5038	5168
Domestic - KNT												
2010	1700	1720	1812	1809	1839	1806	1784	1789	1835	1785	1806	1727
2011 ⁽²⁾	1752	1768	1813	1780	1787	1807	1790	1775	1774	1788	1799	
Probate - KNT												
2010	99	99	92	93	77	77	81	81	85	71	73	74
2011 ⁽²⁾	79	72	67	72	72	77	77	81	78	83	84	
Guardianship - KNT												
2010	110	120	129	120	96	110	112	107	110	112	115	106
2011 ⁽²⁾	89	88	81	85	83	96	86	98	97	103	93	
Adoption - KNT												
2010	64	68	64	64	70	66	63	70	60	57	62	57
2011 ⁽²⁾	65	69	64	63	65	58	59	59	55	51	58	
Paternity - KNT												
2010	281	297	320	334	321	311	307	298	289	253	248	197
2011 ⁽²⁾	203	185	178	187	197	196	198	206	217	219	205	
General Civil ⁽¹⁾ - KNT												
2010	3227	3053	3096	2934	2807	2911	2910	2922	2906	2904	2841	3007
2011 ⁽²⁾	2913	2822	2854	2845	2905	2789	2934	2980	2910	2875	2799	

SEA/KNT	Jan	Feb	Mar	Apr	May	Jun	Jul	Aug	Sep	Oct	Nov	Dec
TOTAL												
2010	17375	17344	17379	17077	16481	16590	16534	16468	16543	16319	16229	15931
2011 ⁽²⁾	15682	15517	15585	15495	15560	15293	15494	15840	15648	15586	15404	

Note: Pending caseload = cases remain active and unresolved at the end of reporting period, excluding cases on suspense status (in arbitration, appeal). The pending caseload does not include re-opened cases and modifications (under the original case number) because SCOMIS currently lacks the capability in capturing the re-opens and modifications.

(1) "General Civil" includes all civil actions (including RALJ), except "Matters Filed with Clerk" (Tax Warrants, Abstract of Judgment, Foreign Judgment, and Transcript of Judgment), Domestic, Probate, Guardianship, Adoption, and Paternity cases. Also, Starting June 2004, asbestos cases have been separated out.

(2) Reflects all documents received by 12/15/2011.

Table 5. Age of Pending Cases

SEA	Nov 2010	Dec 2010	Jan 2011	Feb 2011	Mar 2011	Apr 2011	May 2011	Jun 2011	Jul 2011	Aug 2011	Sep 2011	Oct 2011	Nov 2011
Domestic – SEA													
Median Age (50 th percentile) *	120	122	125	123	114	103	107	102	109	108	107	104	108
# of Cases in Age Interval													
0 - 120 days (0 - 4 months)	1402	1352	1304	1322	1383	1465	1494	1517	1471	1474	1522	1507	1498
121 - 240 days (5 - 8 months)	766	746	728	726	689	670	634	636	665	723	729	754	775
241 - 360 days (9 - 12 months)	402	410	404	377	374	363	376	367	350	327	307	301	298
361 - 540 days (13 - 18 months)	143	134	144	152	134	122	133	125	129	126	122	117	112
> 540 days (> 18 months)	89	84	89	91	86	88	85	80	80	81	84	84	88
Probate – SEA													
Median Age (50 th percentile) *	455	467	480	513	537	564	595	654	666	683	708	728	758
# of Cases in Age Interval													
0 - 120 days (0 - 4 months)	66	75	81	76	90	86	71	71	74	70	76	78	74
121 - 240 days (5 - 8 months)	62	56	51	43	27	29	39	24	31	36	32	38	32
241 - 360 days (9 - 12 months)	75	64	58	45	38	34	32	23	18	13	16	18	28
361 - 540 days (13 - 18 months)	85	85	84	98	91	80	71	55	54	42	37	35	25
> 540 days (> 18 months)	212	225	231	238	242	257	262	265	271	287	292	292	298
Guardianship – SEA													
Median Age (50 th percentile) *	72	83	89	68	71	81	83	69	67	77	75	63	73
# of Cases in Age Interval													
0 - 120 days (0 - 4 months)	96	84	96	101	103	104	92	97	100	105	93	117	99
121 - 240 days (5 - 8 months)	13	16	21	26	23	20	27	25	28	33	24	21	23
241 - 360 days (9 - 12 months)	14	13	11	4	7	9	14	17	13	11	15	14	17
361 - 540 days (13 - 18 months)	17	19	18	20	16	15	11	4	7	7	11	11	11
> 540 days (> 18 months)	11	10	12	14	12	12	12	11	9	11	10	11	9
Adoption – SEA													
Median Age (50 th percentile) *	105	148	153	155	115	94	90	92	94	125	108	102	77
# of Cases in Age Interval													
0 - 120 days (0 - 4 months)	102	70	64	68	81	89	90	98	92	74	86	91	104
121 - 240 days (5 - 8 months)	27	30	32	27	27	21	23	17	16	24	21	30	29
241 - 360 days (9 - 12 months)	23	15	17	16	17	18	17	19	19	14	13	7	8
361 - 540 days (13 - 18 months)	9	14	14	17	15	11	14	12	13	13	12	15	14
> 540 days (> 18 months)	28	29	28	27	20	19	19	22	22	22	24	24	25
Paternity – SEA													
Median Age (50 th percentile) *	118	113	117	106	84	74	91	94	94	77	79	85	92
# of Cases in Age Interval													
0 - 120 days (0 - 4 months)	131	124	111	107	120	124	118	101	104	118	121	112	105
121 - 240 days (5 - 8 months)	94	88	74	73	59	45	38	53	40	46	47	40	46
241 - 360 days (9 - 12 months)	16	18	15	10	9	13	17	17	15	10	11	13	9
361 - 540 days (13 - 18 months)	12	9	5	3	2	2	3	3	2	5	5	6	9
> 540 days (> 18 months)	1	0	0	1	1	2	2	2	2	2	0	0	0
General Civil⁽¹⁾ - SEA													
Median Age (50 th percentile) *	181	186	190	188	182	181	181	175	171	167	176	172	177
# of Cases in Age Interval													
0 - 120 days (0 - 4 months)	2641	2496	2467	2485	2622	2625	2599	2512	2590	2815	2622	2611	2509
121 - 240 days (5 - 8 months)	1587	1600	1529	1476	1406	1318	1361	1375	1430	1513	1526	1487	1467
241 - 360 days (9 - 12 months)	1144	1134	1130	1146	1137	1133	1085	1052	1008	953	998	1006	1058
361 - 540 days (13 - 18 months)	1253	1204	1209	1205	1173	1147	1171	1157	1172	1147	1097	1085	1048
541 - 720 days (19 - 24 months)	358	355	332	297	294	316	327	297	295	306	332	315	317
> 720 days (> 24 months)	126	118	135	135	139	127	130	130	138	141	142	140	145
Asbestos Cases (active) - SEA													
Median Age (50 th percentile) *	588	528	650	678	701	629	556	542	533	528	550	460	463
# of Cases in Age Interval													
0 - 120 days (0 - 4 months)	7	15	3	4	10	17	18	23	17	14	13	12	9
121 - 240 days (5 - 8 months)	7	9	10	8	6	6	4	1	12	16	17	23	17
241 - 360 days (9 - 12 months)	9	7	10	8	6	8	7	7	6	4	3	1	12
361 - 540 days (13 - 18 months)	15	14	14	12	12	12	12	12	11	12	11	12	9
541 - 720 days (19 - 24 months)	8	8	10	13	14	11	10	10	12	10	11	10	11
> 720 days (> 24 months)	33	33	40	42	43	45	33	33	34	34	35	29	28

* Age of active pending cases is time elapsed from filing date to the end of the reporting period, minus any suspense time (in appeal, stay, mediation, arbitration) if applicable. The “median age” indicates the age of half (50%) of the pending cases (half are more, half are less) than the number of days indicated in the table.

(1) “General Civil” includes all civil actions (including RALJ), except “Matters Filed with Clerk” (Tax Warrants, Abstract of Judgment, Foreign Judgment, and Transcript of Judgment), Domestic, Probate, Guardianship, Adoption, and Paternity cases. Also, Starting June 2004, asbestos cases have been separated out.

Table 5. Age of Pending Cases (cont.)

KNT	Nov 2010	Dec 2010	Jan 2011	Feb 2011	Mar 2011	Apr 2011	May 2011	Jun 2011	Jul 2011	Aug 2011	Sep 2011	Oct 2011	Nov 2011
Domestic - KNT													
Median Age (50 th percentile) *	133	137	138	137	115	116	119	115	126	120	128	130	132
# of Cases in Age Interval													
0 - 120 days (0 - 4 months)	850	775	781	814	929	911	897	926	865	891	857	852	843
121 - 240 days (5 - 8 months)	516	499	506	482	425	407	409	420	501	485	497	509	499
241 - 360 days (9 - 12 months)	265	278	279	277	255	267	262	236	211	187	207	210	245
361 - 540 days (13 - 18 months)	85	80	96	106	107	102	118	118	116	105	105	108	96
> 540 days (> 18 months)	90	95	90	89	97	93	101	107	98	107	108	109	116
Probate - KNT													
Median Age (50 th percentile) *	307	318	281	332	347	352	383	333	342	344	315	273	289
# of Cases in Age Interval													
0 - 120 days (0 - 4 months)	20	20	28	18	19	22	20	28	29	30	24	27	25
121 - 240 days (5 - 8 months)	8	9	10	12	6	6	6	4	6	8	12	13	15
241 - 360 days (9 - 12 months)	18	16	10	9	9	8	9	8	4	3	4	4	5
361 - 540 days (13 - 18 months)	18	20	23	20	22	20	16	15	12	11	10	9	7
> 540 days (> 18 months)	9	9	8	13	11	16	21	22	26	29	28	30	32
Guardianship - KNT													
Median Age (50 th percentile) *	55	64	77	75	72	48	69	67	54	60	53	61	69
# of Cases in Age Interval													
0 - 120 days (0 - 4 months)	79	75	61	57	50	60	55	68	59	65	69	77	66
121 - 240 days (5 - 8 months)	13	5	5	8	10	10	14	14	15	20	14	12	11
241 - 360 days (9 - 12 months)	6	10	10	8	5	2	2	5	5	6	7	7	9
361 - 540 days (13 - 18 months)	9	7	6	6	8	7	5	4	3	3	2	2	2
> 540 days (> 18 months)	8	9	7	9	8	6	7	5	4	4	5	5	5
Adoption - KNT													
Median Age (50 th percentile) *	244	351	193	182	145	153	173	236	245	276	306	228	151
# of Cases in Age Interval													
0 - 120 days (0 - 4 months)	25	18	27	30	27	28	25	15	14	14	13	21	27
121 - 240 days (5 - 8 months)	6	9	6	8	12	9	14	14	15	15	9	6	5
241 - 360 days (9 - 12 months)	4	2	4	3	2	4	2	5	6	4	9	8	9
361 - 540 days (13 - 18 months)	8	8	9	9	8	5	5	4	3	5	4	3	3
> 540 days (> 18 months)	19	20	19	19	15	17	19	20	21	21	20	13	14
Paternity - KNT													
Median Age (50 th percentile) *	107	96	104	104	85	60	71	82	82	64	66	81	86
# of Cases in Age Interval													
0 - 120 days (0 - 4 months)	139	115	122	104	120	137	142	145	135	145	160	164	141
121 - 240 days (5 - 8 months)	91	64	61	62	43	36	40	35	46	51	49	46	51
241 - 360 days (9 - 12 months)	13	14	16	15	13	12	11	11	9	3	2	5	8
361 - 540 days (13 - 18 months)	4	3	3	2	1	1	3	4	6	6	5	4	3
> 540 days (> 18 months)	1	1	1	2	1	1	1	1	2	1	1	0	2
General Civil⁽¹⁾ - KNT													
Median Age (50 th percentile) *	167	151	160	166	149	139	138	142	140	142	151	153	162
# of Cases in Age Interval													
0 - 120 days (0 - 4 months)	1152	1292	1232	1150	1282	1306	1368	1231	1337	1342	1246	1242	1158
121 - 240 days (5 - 8 months)	590	644	616	610	562	542	573	609	637	683	678	646	637
241 - 360 days (9 - 12 months)	418	414	423	441	439	451	424	411	397	380	414	427	452
361 - 540 days (13 - 18 months)	502	474	446	429	412	395	387	384	407	435	418	415	403
541 - 720 days (19 - 24 months)	127	134	141	140	116	114	117	108	109	98	109	103	105
> 720 days (> 24 months)	52	49	55	52	43	37	36	46	47	42	45	42	44

* Age of active pending cases is time elapsed from filing date to the end of the reporting period, minus any suspense time (in appeal, stay, mediation, arbitration) if applicable. The "median age" indicates the age of half (50%) of the pending cases (half are more, half are less) than the number of days indicated in the table.

(1) "General Civil" includes all civil actions (including RALJ), except "Matters Filed with Clerk" (Tax Warrants, Abstract of Judgment, Foreign Judgment, and Transcript of Judgment), Domestic, Probate, Guardianship, Adoption, and Paternity cases.

Table 6. SEA/KNT Filings, Resolutions, and Pending Caseload as a Percentage of All Cases

	Nov 2010	Dec 2010	Jan 2011	Feb 2011	Mar 2011	Apr 2011	May 2011	Jun 2011	Jul 2011	Aug 2011	Sep 2011	Oct 2011	Nov 2011 ⁽¹⁾
Total Filings ⁽²⁾													
SEA - # of Cases Filed	2015	2127	2161	2126	2534	2373	2154	2314	2207	2553	2139	2149	2071
KNT - # of Cases Filed	1105	1633	1497	1255	1549	1461	1420	1528	1375	1486	1318	1305	1248
SEA %	65%	57%	59%	63%	62%	62%	60%	60%	62%	63%	62%	62%	62%
KNT %	35%	43%	41%	37%	38%	38%	40%	40%	38%	37%	38%	38%	38%
Total Cases Assigned													
SEA - # of Cases Assigned	1245	1247	1282	1239	1482	1493	1285	1317	1337	1668	1357	1310	1248
KNT - # of Cases Assigned	571	900	787	683	856	810	749	737	761	862	67%	755	727
SEA %	69%	58%	62%	65%	63%	65%	63%	64%	36%	66%	67%	63%	63%
KNT %	31%	42%	38%	35%	37%	35%	37%	36%		34%	33%	37%	37%
Total Resolutions ⁽²⁾													
SEA - # of Cases Resolved	2143	2523	2423	2240	2580	2551	2269	2482	2219	2380	2328	2292	2228
KNT - # of Cases Resolved	1217	1670	1643	1423	1541	1579	1435	1709	1355	1531	1413	1381	1369
SEA %	64%	60%	60%	61%	63%	62%	61%	59%	62%	61%	62%	62%	62%
KNT %	36%	40%	40%	39%	37%	38%	39%	41%	38%	39%	38%	38%	38%
Total Pending Cases ⁽²⁾													
SEA - # of Cases Pending	11084	10763	10581	10513	10528	10463	10451	10270	10350	10641	10517	10467	10366
KNT - # of Cases Pending	5145	5168	5101	5004	5057	5032	5109	5023	5144	5199	5131	5119	5038
SEA %	68%	68%	68%	68%	68%	68%	67%	67%	67%	67%	67%	67%	67%
KNT %	32%	32%	32%	32%	32%	32%	33%	33%	33%	33%	33%	33%	33%

Note: Include civil actions (including RALJ, asbestos cases), except "Matters Filed with Clerk" (Tax Warrants, Abstract of Judgment, Foreign Judgment, and Transcript of Judgment), domestic, probate, guardianship, adoption, and paternity cases.

- (1) Reflects all documents received by **12/15/2011**.
- (2) These categories include cases (case types 2, 3, 4 and 5) with no assignment to judges.

Table 7. Asbestos Cases: Filings, Resolutions, Pending Resolution

	Dec 2010	Jan 2011	Feb 2011	Mar 2011	Apr 2011	May 2011	Jun 2011	Jul 2011	Aug 2011	Sep 2011	Oct 2011	Nov 2011
Filings	2	1	1	7	7	1	7	5	2	0	5	3
Resolutions	5	0	1	3	1	17	3	3	5	0	11	6
Pending Resolution by Filing Year *	<= 1993	0	0	0	0	0	0	0	0	0	0	0
	1994	0	0	0	0	0	0	0	0	0	0	0
	1995	0	0	0	0	0	0	0	0	0	0	0
	1996	0	0	0	0	0	0	0	0	0	0	0
	1997	0	0	0	0	0	0	0	0	0	0	0
	1998	0	0	0	0	0	0	0	0	0	0	0
	1999	0	0	0	0	0	0	0	0	0	0	0
	2000	0	0	0	0	0	0	0	0	0	0	0
	2001	1	1	1	1	1	1	1	1	1	1	1
	2002	0	0	0	0	0	0	0	0	0	0	0
	2003	0	0	0	0	0	0	0	0	0	0	0
	2004	6	6	6	6	6	5	5	5	4	4	2
	2005	3	3	3	3	3	2	2	2	2	2	2
	2006	5	5	5	5	5	3	3	3	1	1	1
	2007	10	10	10	10	10	7	6	6	6	6	4
	2008	14	14	14	14	13	9	9	9	8	8	7
	2009	22	22	22	22	22	17	17	17	17	17	16
	2010	25	25	24	21	22	21	20	21	21	21	19
	2010		1	2	9	17	19	23	28	30	30	35
Total	86	87	87	91	99	84	86	92	90	90	87	

* Including "ACT", "RSTY", and "RAPP" status.

Bankruptcy cases are treated as "resolved and completed" cases and therefore no longer counted in this table starting March 2005.

Appendix Glossary and Definition

Active Status

A case is active if it is not on suspense status (see Suspense Status).

Adjustment

The adjustment for pending cases that are related to suspense and reactivation.

Adoption Cases

This reporting category includes the following “cause-of-action” codes within SCOMIS case type 5:

- Relinquishment (REL)
- Termination of Parent/Child Relationship (TER)
- Adoption (ADP)
- Miscellaneous (MSC)
- Name Change - Confidential (CHN)
- Initial Pre-Placement Report Filed with Clerk (PPR)

Annual Filings

Total number of new case filings during the calendar year (January 1 to December 31)

Case

A case is defined as a filing with an assigned case number.

Case Age

The age of a case is the time (number of days) since the filing date, less any suspense time if applicable.

General Civil Cases (excl. RALJ)

“General Civil” include all civil matters other than appeals from courts of limited jurisdiction and “Matters Filed with Clerk”. Domestic, Probate, Guardianship, Adoption, and Paternity cases. “General Civil” include small claims as identified by the “Small Claim Track”. This reporting category includes the following “cause-of-action” codes within SCOMIS case type 2:

- Administrative Law Review (ALR)
- Change of Name - Non-Confidential (CHN)
- Collection (COL)
- Commercial (COM)
- Condemnation (CON)
- Appeal of a Department of Licensing Revocation (DOL)
- Domestic Violence Protection (DVP)
- Emancipation of Minor (EOM)
- Foreclosure (FOR)
- Civil Harassment (HAR)
- Injunction (INJ)
- Other Malpractice (MAL)
- Medical Malpractice (MED)
- Meretricious Relationship (MER)
- Malicious Harassment (MHA)
- Miscellaneous (MSC)
- Minor Settlement (MST) - *as of 10/1/96, under Guardianship*
- Petition of Civil Commitment- Sexual Predator (PCC)
- Property Fairness (PFA)
- Personal Injury (PIN)
- Property Damage (PRP)
- Quiet Title (QTI)
- Small Claims (LCA/LCI on “Small Claim Track”)
- Seizure of Property from the Commission of a Crime (SPC)
- Seizure of Property Resulting from a Crime (SPR)
- Tort Motor Vehicle (TMV)
- Tort Other (TTO)
- Unlawful Detainer (UND)
- Wrongful Death (WDE)
- Writ of Habeas Corpus (WHC)
- Miscellaneous Writ (WMW)
- Writ of Mandamus (WRM)
- Writ of Restitution (WRR)
- Writ of Review (WRV)

Completion

A case is completed when dispositive document is filed with the court following resolution.

Domestic Cases

This reporting category includes the following “cause-of-action” codes within SCOMIS case type 3:

- Annulment – Invalidity (INV)
- Child Custody (CUS)
- Dissolution With Children Of The Marriage (DIC)
- Dissolution With No Children Of The Marriage (DIN)
- Dissolution of Domestic Partnership – With Children (DPC)
- Dissolution of Domestic Partnership – With No Children (DPN)
- Foreign Judgment (FJU)
- Invalidity – Domestic Partnership (INP)
- Mandatory Wage Assignment (MWA)
- Miscellaneous (MSC)

- Modification (MOD)
- Modification – Support Only (MDS)
- Out-Of-State Child Custody (OSC)
- Parenting Plan / Child Support (PPS)
- Reciprocal, Respondent In-County (RIC)
- Reciprocal, Respondent Out-of-County (ROC)
- Legal Separation (SEP)
- Legal Separation – Domestic Partnership (SPD)

End Pending

Total number of pending cases at the end of reporting period.

Guardianship Cases

This reporting category includes the following “cause-of-action” codes within SCOMIS case type 4:

- Guardianship/Estate (G/E)
- Guardianship (GND)
- Limited Guardianship (LGD)
- Minor Settlement (MST)

Median Age

The median age is the time that 50% of the cases are under and 50% are above the given age. For example, if pending cases have a median age of 12 months, it means that 50% of the pending cases are within the age of 12 months, and 50% of pending cases are over 12 months. The median age is more robust to cases with extreme age values than the average age.

Number of Resolutions

Total number of cases resolved during the reporting period.

Paternity Cases

This reporting category includes the following “cause-of-action” codes within SCOMIS case type 5:

- Modification (MOD)
- Paternity (PAT)
- Paternity/URES/EIFSA (PUR)

Pending Case

A case is defined as pending if it is unresolved and active (not in suspense).

Previous Pending

Total number of pending cases at the beginning of reporting period.

Probate Cases

This reporting category includes the following “cause-of-action” codes within SCOMIS case type 4:

- Absentee (ABS)
- Disclaimer (DSC)
- Estate (EST)
- Foreign Will (FNW)
- Miscellaneous (MSC)
- Non-Probate Notice to Creditors (NNC)
- Will Only (WLL)
- Other Non-specified Resolutions

Reactivated Case

A case returns to active status from suspense status during the reporting period.

Resolution

A case is resolved if all issues in the complaint are fully adjudicated.

Suspended Case

A case is placed in suspense status from active status during the reporting period.

Suspense Status

A case is on suspense status if it is on warrant, appeal, stay, mediation, arbitration (“Deferred Prosecution” is not a suspense status, but is treated as a resolution).

Suspense Time

Time (days) that a case is on suspense status before its resolution. If a case has more than one suspense between filing and resolution, the suspense time is the total from all suspenses. Time on suspense status after resolution (e.g., appeals) is not counted.