

King County Superior Court

Civil Department Statistical Report

February 2011

Department of Judicial Administration
Prepared by: Shiquan Liao, Ph.D., Statistician

Release Date: March 20, 2011

Report #: CV-2011-02

Figure 1. Monthly Filings for SEA, KNT and SEA/KNT Combined

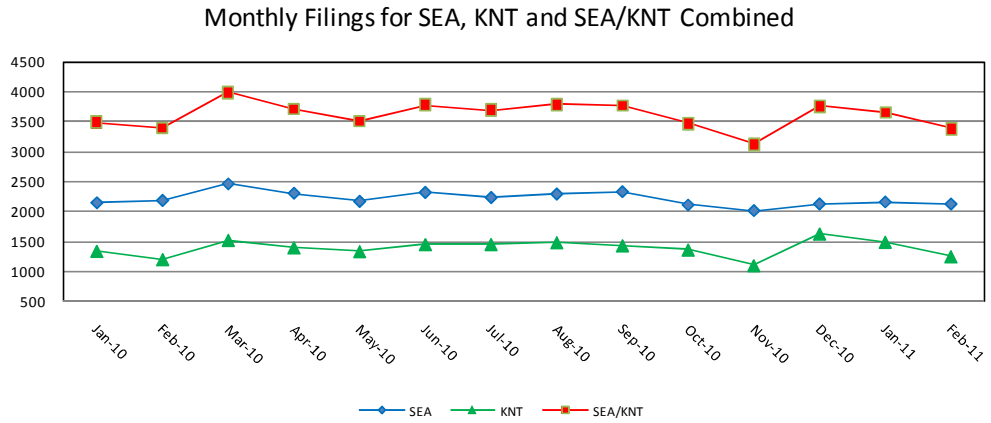


Figure 2. Monthly Resolutions for SEA, KNT and SEA/KNT Combined

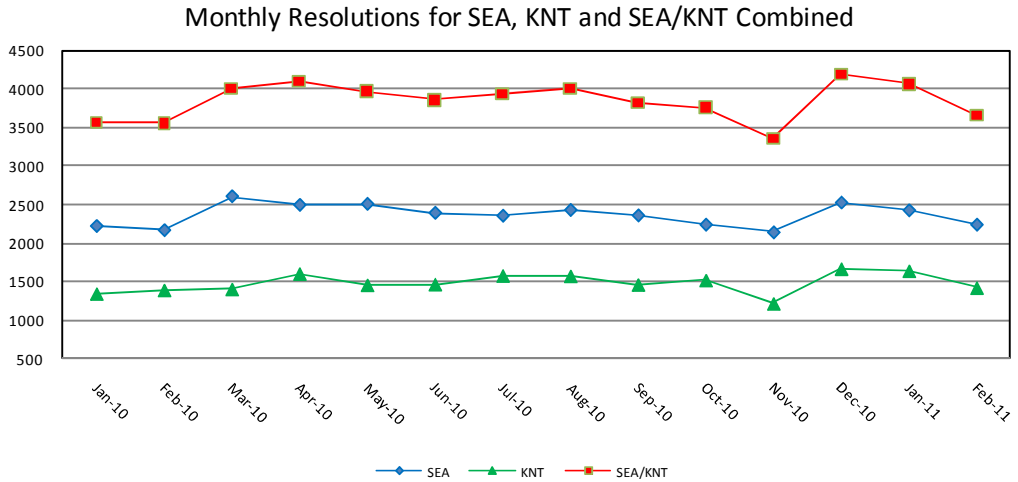


Figure 3. Monthly Pending Caseload for SEA, KNT and SEA/KNT Combined

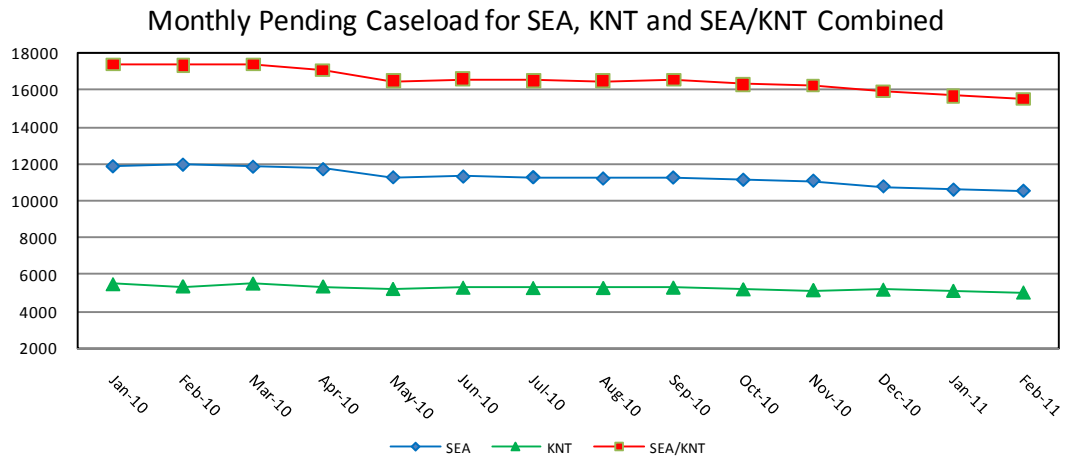


Table 1. Monthly New Filings

SEA	Jan	Feb	Mar	Apr	May	Jun	Jul	Aug	Sep	Oct	Nov	Dec	Adj ⁽¹⁾	Annual
TOTAL - SEA														
2009	2264	2248	2534	2478	2312	2570	2386	2343	2311	2444	2069	2366	(+12)	28337
2010	2147	2187	2467	2309	2171	2322	2236	2296	2335	2109	2015	2127	(-66)	26655
2011 ⁽³⁾	2161	2126												
Domestic - SEA														
2009	354	385	401	411	367	421	400	397	441	403	383	343	(+11)	4717
2010	384	409	468	454	406	410	426	413	433	377	348	375	(-5)	4898
2011 ⁽³⁾	364	382												
Probate - SEA														
2009	319	324	331	384	291	361	356	322	302	309	301	342	(+1)	3943
2010	329	301	370	362	328	357	314	334	343	294	320	355	(-1)	4006
2011 ⁽³⁾	361	380												
Guardianship - SEA														
2009	37	43	55	47	39	43	59	46	42	37	43	34	(-3)	522
2010	46	44	52	51	49	45	50	52	44	39	35	35	(-5)	537
2011 ⁽³⁾	52	41												
Adoption - SEA														
2009	50	37	46	36	41	51	40	25	44	42	38	55	(0)	505
2010	42	43	53	50	39	44	41	53	41	39	45	40	(-3)	527
2011 ⁽³⁾	37	32												
Paternity - SEA														
2009	35	54	40	53	37	36	59	70	67	72	24	48	(-4)	591
2010	46	40	67	50	39	54	43	55	43	51	26	38	(+2)	554
2011 ⁽³⁾	32	45												
General Civil⁽²⁾ - SEA														
2009	1467	1404	1660	1542	1536	1656	1468	1479	1413	1579	1279	1542	(+2)	18027
2010	1298	1350	1454	1341	1309	1408	1359	1387	1425	1308	1241	1282	(-58)	16104
2011 ⁽³⁾	1314	1245												
Asbestos Cases - SEA														
2009	2	1	1	5	1	2	4	4	2	2	1	2	(+5)	32
2010	2	0	3	1	1	4	3	2	6	1	0	2	(+4)	29
2011 ⁽³⁾	1	1												
KNT														
TOTAL - KNT														
2009	1324	1349	1577	1494	1319	1614	1356	1469	1475	1462	1159	1385	(+43)	17028
2010	1345	1207	1527	1404	1342	1457	1459	1492	1438	1365	1105	1633	(+24)	16798
2011 ⁽³⁾	1497	1255												
Domestic - KNT														
2009	220	239	281	236	198	268	250	260	285	259	220	239	(+1)	2956
2010	236	225	312	255	261	247	232	251	290	222	190	219	(+12)	2952
2011 ⁽³⁾	258	231												
Probate - KNT														
2009	81	105	110	106	98	103	74	98	105	102	83	101	(+1)	1167
2010	92	80	103	106	85	95	107	121	108	101	85	113	(+1)	1197
2011 ⁽³⁾	126	83												
Guardianship - KNT														
2009	28	28	37	28	21	36	17	34	24	25	17	16	(+8)	319
2010	20	26	33	30	22	39	20	33	28	40	33	25	(+7)	356
2011 ⁽³⁾	24	21												
Adoption - KNT														
2009	12	15	17	18	18	21	7	14	17	16	9	14	(+2)	180
2010	13	12	10	11	20	13	6	21	10	13	13	14	(+3)	159
2011 ⁽³⁾	15	15												
Paternity - KNT														
2009	28	47	33	82	47	57	65	62	52	72	44	45	(+8)	642
2010	51	64	64	70	38	57	65	58	50	34	48	37	(-1)	635
2011 ⁽³⁾	47	22												
General Civil⁽²⁾ - KNT														
2009	955	915	1099	1024	937	1129	943	1001	992	988	786	970	(+23)	11762
2010	933	800	1005	932	916	1006	1029	1008	952	955	736	1225	(+2)	11499
2011 ⁽³⁾	1027	883												

Note: Table 1 presents total number of cases filed and designated to SEA and KNT. Modifications/Re-opened cases (under the original case number) are not included because SCOMIS currently lacks the capability in capturing re-opens and modifications.

- (1) "Adj" = adjustment made at year-end if necessary.
- (2) "General Civil" includes all civil actions (including RALJ), except "Matters Filed with Clerk" (Tax Warrants, Abstract of Judgment, Foreign Judgment, and Transcript of Judgment), Domestic, Probate, Guardianship, Adoption, and Paternity cases. Also, starting June 2004, asbestos cases have been separated out.
- (3) Reflects all documents received by **03/15/2011**. Year-end adjustment may be needed to reflect data entered after the time of this monthly report.

Table 2. Monthly Resolutions

SEA	Jan	Feb	Mar	Apr	May	Jun	Jul	Aug	Sep	Oct	Nov	Dec	Adj ⁽¹⁾	Annual
TOTAL - SEA														
2009	2028	2118	2439	2515	2245	2662	2459	2200	2209	2261	2180	2733	(-507)	27542
2010	2223	2170	2602	2492	2506	2392	2354	2428	2358	2240	2143	2127	(-683)	27748
2011 ⁽³⁾	2423	2240												
Domestic - SEA														
2009	387	345	335	393	367	445	364	348	382	435	355	505	(-43)	4618
2010	393	343	405	417	420	413	439	449	394	387	374	375	(-53)	4837
2011 ⁽³⁾	424	385												
Probate - SEA														
2009	312	328	316	400	307	357	342	303	322	310	289	323	(-28)	3881
2010	311	279	410	350	331	379	318	372	328	303	326	355	(-20)	4034
2011 ⁽³⁾	364	387												
Guardianship - SEA														
2009	51	40	42	51	53	74	24	41	57	42	41	45	(+6)	567
2010	41	48	71	44	44	65	51	45	62	47	36	35	(-5)	593
2011 ⁽³⁾	35	33												
Adoption - SEA														
2009	25	38	37	48	53	54	35	35	28	33	58	64	(0)	508
2010	31	49	39	60	40	54	38	48	35	39	33	40	(+1)	536
2011 ⁽³⁾	40	30												
Paternity - SEA														
2009	40	42	54	41	54	53	50	44	55	63	43	50	(-4)	585
2010	32	33	37	41	74	76	43	26	62	54	38	38	(-2)	566
2011 ⁽³⁾	67	56												
General Civil ⁽²⁾ - SEA														
2009	1206	1294	1633	1545	1407	1669	1604	1421	1363	1371	1387	1640	(-510)	17030
2010	1408	1378	1634	1565	1587	1404	1455	1487	1477	1408	1333	1282	(-603)	17083
2011 ⁽³⁾	1493	1348												
Asbestos Cases - SEA														
2009	7	31	22	37	4	10	40	8	2	7	7	106	(+72)	353
2010	7	40	6	15	10	1	10	1	0	2	3	2	(-1)	99
2011 ⁽³⁾	0	1												
KNT														
TOTAL - KNT														
2009	1188	1423	1627	1492	1450	1513	1556	1386	1396	1339	1267	1548	(-558)	16627
2010	1345	1392	1404	1607	1460	1469	1582	1576	1464	1521	1217	1633	(-616)	17091
2011 ⁽³⁾	1643	1423												
Domestic - KNT														
2009	225	249	259	234	239	261	259	208	209	285	230	266	(-12)	2912
2010	238	217	237	256	224	291	254	254	240	265	178	219	(-16)	2944
2011 ⁽³⁾	236	215												
Probate - KNT														
2009	74	107	116	96	101	103	75	99	110	106	74	97	(-3)	1155
2010	79	82	115	107	86	95	106	127	105	104	84	113	(-12)	1188
2011 ⁽³⁾	125	92												
Guardianship - KNT														
2009	21	29	40	32	33	23	28	22	21	21	15	51	(+8)	344
2010	20	18	27	39	37	27	19	38	26	34	31	25	(+5)	354
2011 ⁽³⁾	42	24												
Adoption - KNT														
2009	10	9	20	21	19	32	9	11	18	11	15	27	(0)	202
2010	10	8	13	11	14	17	9	14	20	17	7	14	(+1)	162
2011 ⁽³⁾	7	13												
Paternity - KNT														
2009	31	39	46	44	47	47	58	45	49	77	44	66	(-11)	582
2010	40	51	40	60	55	68	71	72	58	70	54	37	(0)	723
2011 ⁽³⁾	44	40												
General Civil ⁽²⁾ - KNT														
2009	827	990	1146	1065	1011	1047	1127	1001	989	839	889	1041	(-540)	11432
2010	958	1016	972	1134	1044	971	1123	1071	1015	1031	863	1225	(-594)	11720
2011 ⁽³⁾	1189	1039												

Note: Table 2 presents total number of resolutions of SEA and KNT cases. Modifications/Re-opened cases (under the original case number) are not included because SCOMIS currently lacks the capability in capturing re-opens and modifications.

- (1) "Adj" = adjustment made at the end of the year if necessary.
- (2) "General Civil" include all civil actions (including RALJ), except "Matters Filed with Clerk" (Tax Warrants, Abstract of Judgment, Foreign Judgment, and Transcript of Judgment), Domestic, Probate, Guardianship, Adoption, and Paternity cases. Also, starting June 2004, asbestos cases have been separated out.
- (3) Reflects all documents received by 03/15/2011. Year-end adjustment may be needed to reflect data entered after the time of this monthly report.

Table 3. Percentage of Cases Resolved in Specified Time Intervals

SEA	Jan 2010	Feb 2010	Mar 2010	Apr 2010	May 2010	Jun 2010	Jul 2010	Aug 2010	Sep 2010	Oct 2010	Nov 2010	Dec 2010	Jan 2011	Feb 2011
Domestic - SEA														
90% in 8 months	64%	67%	66%	69%	69%	66%	73%	71%	68%	65%	65%	70%	66%	64%
98% in 10 months	72%	71%	73%	75%	76%	74%	81%	75%	72%	71%	71%	80%	72%	72%
100% in 14 months	90%	92%	91%	93%	94%	92%	95%	94%	92%	90%	84%	92%	92%	93%
Probate - SEA														
90% in 8 months	98%	99%	88%	98%	97%	92%	95%	91%	99%	96%	98%	97%	98%	99%
98% in 18 months	99%	100%	95%	98%	99%	94%	99%	93%	99%	97%	99%	99%	99%	100%
100% in 36 months	99%	100%	100%	100%	99%	98%	99%	100%	100%	100%	100%	100%	99%	100%
Guardianship - SEA														
90% in 8 months	83%	65%	66%	84%	89%	91%	90%	87%	97%	94%	86%	93%	94%	94%
98% in 18 months	90%	81%	76%	93%	95%	96%	92%	98%	100%	98%	97%	98%	100%	100%
100% in 36 months	93%	90%	87%	95%	98%	99%	98%	98%	100%	99%	97%	98%	100%	100%
Adoption - SEA														
90% in 8 months	81%	96%	80%	85%	93%	89%	92%	75%	91%	90%	91%	94%	85%	97%
98% in 10 months	81%	98%	82%	88%	98%	94%	92%	79%	94%	92%	91%	97%	88%	100%
100% in 14 months	94%	100%	87%	90%	98%	96%	95%	79%	94%	94%	94%	99%	90%	100%
Paternity - SEA														
90% in 8 months	56%	91%	81%	76%	84%	83%	65%	77%	86%	82%	68%	58%	81%	80%
98% in 10 months	63%	100%	86%	90%	93%	92%	79%	88%	89%	95%	84%	85%	91%	88%
100% in 14 months	94%	100%	91%	98%	99%	97%	95%	96%	97%	98%	94%	89%	97%	98%
General Civil⁽¹⁾ - SEA														
90% in 12 months	82%	80%	82%	79%	80%	78%	83%	82%	82%	81%	77%	79%	80%	77%
98% in 18 months	92%	93%	92%	90%	93%	90%	94%	94%	93%	94%	89%	91%	92%	90%
100% in 24 months	98%	98%	99%	98%	98%	96%	99%	99%	99%	98%	97%	98%	98%	97%
KNT														
Domestic - KNT														
90% in 8 months	65%	66%	71%	65%	62%	66%	64%	62%	65%	60%	64%	62%	61%	63%
98% in 10 months	74%	73%	78%	73%	74%	77%	74%	71%	72%	69%	73%	74%	75%	75%
100% in 14 months	92%	90%	96%	93%	94%	95%	93%	74%	90%	90%	89%	92%	93%	94%
Probate - KNT														
90% in 8 months	96%	100%	95%	98%	97%	100%	97%	98%	99%	97%	100%	99%	95%	98%
98% in 18 months	96%	100%	99%	99%	99%	100%	98%	98%	100%	99%	100%	99%	99%	98%
100% in 36 months	99%	100%	99%	100%	100%	100%	99%	100%	100%	100%	100%	99%	100%	99%
Guardianship - KNT														
90% in 8 months	80%	100%	85%	82%	76%	96%	84%	90%	81%	94%	94%	94%	88%	92%
98% in 18 months	95%	100%	96%	98%	87%	100%	95%	100%	96%	94%	97%	94%	93%	100%
100% in 36 months	95%	100%	100%	98%	92%	100%	95%	100%	100%	100%	100%	100%	100%	100%
Adoption - KNT														
90% in 8 months	80%	100%	92%	91%	79%	100%	89%	93%	60%	94%	71%	91%	86%	85%
98% in 10 months	90%	100%	92%	91%	79%	100%	100%	93%	65%	94%	71%	95%	86%	92%
100% in 14 months	90%	100%	92%	100%	86%	100%	100%	100%	65%	100%	100%	100%	86%	92%
Paternity - KNT														
90% in 8 months	83%	80%	75%	85%	71%	79%	70%	82%	90%	89%	80%	91%	89%	85%
98% in 10 months	96%	84%	88%	90%	86%	89%	83%	89%	98%	94%	93%	98%	91%	93%
100% in 14 months	100%	93%	96%	92%	91%	99%	97%	99%	98%	96%	98%	100%	95%	100%
General Civil⁽¹⁾ - KNT														
90% in 12 months	90%	88%	88%	87%	88%	87%	91%	92%	91%	90%	90%	89%	90%	88%
98% in 18 months	97%	93%	94%	93%	95%	92%	96%	97%	96%	97%	95%	95%	96%	94%
100% in 24 months	100%	99%	99%	98%	99%	96%	99%	99%	99%	98%	98%	99%	99%	98%

Note: Table 3 presents the age of resolved cases – the time between filing and resolution, minus any suspense time if applicable. Modifications/Re-opened cases (under the original case number) are not included because SCOMIS currently lacks the capability in capturing re-opens and modifications.

Court adopted time guideline (based on suggestion from BJA State Advisory Committee, see LCR 4 official comment): (a) Civil - 90% by 360 days (12 months), 98% by 540 days (18 months); (b) Domestic - 90% by 240 days (8 months), 98% by 300 days (10 months); (c) Probate/Guardianship - 90% by 240 days (8 months), 98% by 540 days (18 months); (d) Adoption/Paternity - 90% by 240 days (8 months); 98% by 300 days (10 months).

(1) “General Civil” includes all civil actions (including RALJ), except “Matters Filed with Clerk” (Tax Warrants, Abstract of Judgment, Foreign Judgment, and Transcript of Judgment), Domestic, Probate, Guardianship, Adoption, and Paternity cases. NOT including asbestos cases, starting June 2004.

Table 4. Monthly Pending Caseload

SEA	Jan	Feb	Mar	Apr	May	Jun	Jul	Aug	Sep	Oct	Nov	Dec
TOTAL - SEA												
2010	11894	11987	11866	11723	11271	11309	11277	11201	11257	11137	11084	10763
2011 ⁽²⁾	10581	10513										
Domestic - SEA												
2010	2662	2741	2812	2864	2841	2844	2829	2802	2838	2821	2802	2726
2011 ⁽²⁾	2669	2668										
Probate - SEA												
2010	574	602	565	582	558	537	542	511	531	500	500	505
2011 ⁽²⁾	505	500										
Guardianship - SEA												
2010	203	198	179	186	185	167	170	177	159	152	151	142
2011 ⁽²⁾	158	165										
Adoption - SEA												
2010	176	170	186	176	175	166	170	176	182	176	189	158
2011 ⁽²⁾	155	155										
Paternity - SEA												
2010	266	272	302	313	282	261	261	289	271	266	254	239
2011 ⁽²⁾	205	194										
General Civil ⁽¹⁾ - SEA												
2010	7887	7913	7731	7517	7150	7251	7226	7167	7192	7139	7109	6907
2011 ⁽²⁾	6802	6744										
Asbestos Cases – SEA (active only)												
2010	129	91	91	85	80	83	79	79	85	83	79	86
2011 ⁽²⁾	87	87										

KNT	Jan	Feb	Mar	Apr	May	Jun	Jul	Aug	Sep	Oct	Nov	Dec
TOTAL - KNT												
2010	5482	5357	5513	5354	5210	5281	5257	5267	5285	8182	5145	5425
2011 ⁽²⁾	5101	5004										5168
Domestic - KNT												
2010	1700	1720	1812	1809	1839	1806	1784	1789	1835	1785	1806	1727
2011 ⁽²⁾	1752	1768										
Probate - KNT												
2010	99	99	92	93	77	77	81	81	85	71	73	74
2011 ⁽²⁾	79	72										
Guardianship - KNT												
2010	110	120	129	120	96	110	112	107	110	112	115	106
2011 ⁽²⁾	89	88										
Adoption - KNT												
2010	64	68	64	64	70	66	63	70	60	57	62	57
2011 ⁽²⁾	65	69										
Paternity - KNT												
2010	281	297	320	334	321	311	307	298	289	253	248	197
2011 ⁽²⁾	203	185										
General Civil ⁽¹⁾ - KNT												
2010	3227	3053	3096	2934	2807	2911	2910	2922	2906	2904	2841	3007
2011 ⁽²⁾	2913	2822										

SEA/KNT	Jan	Feb	Mar	Apr	May	Jun	Jul	Aug	Sep	Oct	Nov	Dec
TOTAL												
2010	17375	17344	17379	17077	16481	16590	16534	16468	16543	16319	16229	15931
2011 ⁽²⁾	15682	15517										

Note: Pending caseload = cases remain active and unresolved at the end of reporting period, excluding cases on suspense status (in arbitration, appeal). The pending caseload does not include re-opened cases and modifications (under the original case number) because SCOMIS currently lacks the capability in capturing the re-opens and modifications.

(1) "General Civil" includes all civil actions (including RALJ), except "Matters Filed with Clerk" (Tax Warrants, Abstract of Judgment, Foreign Judgment, and Transcript of Judgment), Domestic, Probate, Guardianship, Adoption, and Paternity cases. Also, Starting June 2004, asbestos cases have been separated out.

(2) Reflects all documents received by 03/15/2011.

Table 5. Age of Pending Cases

SEA	Feb 2010	Mar 2010	Apr 2010	May 2010	Jun 2010	Jul 2010	Aug 2010	Sep 2010	Oct 2010	Nov 2010	Dec 2010	Jan 2011	Feb 2011
Domestic – SEA													
Median Age (50 th percentile) *	122	114	102	109	111	115	114	115	115	120	122	125	123
# of Cases in Age Interval													
0 - 120 days (0 - 4 months)	1360	1452	1552	1559	1528	1449	1439	1455	1453	1402	1352	1304	1322
121 - 240 days (5 - 8 months)	789	749	688	646	683	739	766	777	758	766	746	728	726
241 - 360 days (9 - 12 months)	377	395	400	411	404	374	324	339	354	402	410	404	377
361 - 540 days (13 - 18 months)	140	131	137	145	151	179	182	173	165	143	134	144	152
> 540 days (> 18 months)	75	85	87	80	78	88	91	94	91	89	84	89	91
Probate – SEA													
Median Age (50 th percentile) *	372	377	387	406	405	409	413	417	442	455	467	480	513
# of Cases in Age Interval													
0 - 120 days (0 - 4 months)	132	125	121	113	98	90	77	88	80	66	75	81	76
121 - 240 days (5 - 8 months)	90	81	89	81	89	91	86	84	60	62	56	51	43
241 - 360 days (9 - 12 months)	75	69	67	69	61	63	71	69	73	75	64	58	45
361 - 540 days (13 - 18 months)	103	92	103	79	71	81	76	79	80	85	85	84	98
> 540 days (> 18 months)	202	198	202	216	218	217	201	211	207	212	225	231	238
Guardianship – SEA													
Median Age (50 th percentile) *	106	72	72	63	65	75	63	73	80	72	83	89	68
# of Cases in Age Interval													
0 - 120 days (0 - 4 months)	108	104	118	122	102	103	112	94	92	96	84	96	101
121 - 240 days (5 - 8 months)	31	33	24	26	27	23	23	23	14	13	16	21	26
241 - 360 days (9 - 12 months)	15	11	15	14	20	21	16	18	20	14	13	11	4
361 - 540 days (13 - 18 months)	15	16	15	12	10	15	17	14	16	17	19	18	20
> 540 days (> 18 months)	29	15	14	11	8	8	9	10	10	11	10	12	14
Adoption – SEA													
Median Age (50 th percentile) *	120	105	126	132	130	136	102	107	110	105	148	153	155
# of Cases in Age Interval													
0 - 120 days (0 - 4 months)	85	106	87	81	81	78	96	98	94	102	70	64	68
121 - 240 days (5 - 8 months)	20	19	34	38	31	37	26	28	26	27	30	32	27
241 - 360 days (9 - 12 months)	16	17	15	11	7	8	12	17	18	23	15	17	16
361 - 540 days (13 - 18 months)	17	12	13	17	18	16	14	16	15	9	14	14	17
> 540 days (> 18 months)	32	32	27	28	29	31	25	23	23	28	29	28	27
Paternity – SEA													
Median Age (50 th percentile) *	122	106	96	101	99	107	106	107	105	118	113	117	106
# of Cases in Age Interval													
0 - 120 days (0 - 4 months)	133	165	173	155	155	145	156	141	146	131	124	111	107
121 - 240 days (5 - 8 months)	113	106	105	84	62	82	99	96	90	94	88	74	73
241 - 360 days (9 - 12 months)	21	26	26	32	33	25	23	22	14	16	18	15	10
361 - 540 days (13 - 18 months)	4	5	9	11	11	9	11	11	14	12	9	5	3
> 540 days (> 18 months)	1	0	0	0	0	0	0	1	2	1	0	0	1
General Civil⁽¹⁾ - SEA													
Median Age (50 th percentile) *	178	181	185	181	171	178	182	184	182	181	186	190	188
# of Cases in Age Interval													
0 - 120 days (0 - 4 months)	2932	2912	2805	2732	2827	2759	2742	2726	2637	2641	2496	2467	1485
121 - 240 days (5 - 8 months)	1799	1711	1674	1536	1551	1591	1574	1551	1566	1587	1600	1529	1476
241 - 360 days (9 - 12 months)	1380	1309	1287	1164	1166	1136	1113	1170	1148	1144	1134	1130	1146
361 - 540 days (13 - 18 months)	1259	1265	1261	1265	1304	1298	1271	1242	1280	1253	1204	1209	1205
541 - 720 days (19 - 24 months)	381	371	339	309	280	314	330	366	378	358	355	332	297
> 720 days (> 24 months)	162	163	151	144	123	128	137	137	130	126	118	135	135
Asbestos Cases (active) - SEA													
Median Age (50 th percentile) *	814	830	659	608	595	512	543	523	554	588	528	650	678
# of Cases in Age Interval													
0 - 120 days (0 - 4 months)	6	7	8	7	10	8	10	15	11	7	15	3	4
121 - 240 days (5 - 8 months)	13	11	9	9	9	12	9	8	8	7	9	10	8
241 - 360 days (9 - 12 months)	6	8	10	13	13	12	8	6	10	9	7	10	8
361 - 540 days (13 - 18 months)	7	6	9	9	9	11	13	15	12	15	14	14	12
541 - 720 days (19 - 24 months)	10	11	10	9	9	4	6	7	8	8	8	10	13
> 720 days (> 24 months)	49	48	39	33	33	32	33	33	34	33	33	40	42

* Age of active pending cases is time elapsed from filing date to the end of the reporting period, minus any suspense time (in appeal, stay, mediation, arbitration) if applicable. The “median age” indicates the age of half (50%) of the pending cases (half are more, half are less) than the number of days indicated in the table.

(1) “General Civil” includes all civil actions (including RALJ), except “Matters Filed with Clerk” (Tax Warrants, Abstract of Judgment, Foreign Judgment, and Transcript of Judgment), Domestic, Probate, Guardianship, Adoption, and Paternity cases. Also, Starting June 2004, asbestos cases have been separated out.

Table 5. Age of Pending Cases (cont.)

KNT	Feb 2010	Mar 2010	Apr 2010	May 2010	Jun 2010	Jul 2010	Aug 2010	Sep 2010	Oct 2010	Nov 2010	Dec 2010	Jan 2011	Feb 2011
Domestic - KNT													
Median Age (50 th percentile) *	125	118	114	113	119	124	126	126	125	133	137	138	137
# of Cases in Age Interval													
0 - 120 days (0 - 4 months)	837	916	928	953	916	866	868	899	864	850	775	781	814
121 - 240 days (5 - 8 months)	494	482	477	453	466	503	514	514	509	516	499	506	482
241 - 360 days (9 - 12 months)	234	249	243	269	248	235	217	231	234	265	278	279	277
361 - 540 days (13 - 18 months)	82	89	84	89	95	97	106	110	94	85	80	96	106
> 540 days (> 18 months)	73	76	78	75	81	83	84	81	84	90	95	90	89
Probate - KNT													
Median Age (50 th percentile) *	193	221	240	216	246	243	274	294	280	307	318	281	332
# of Cases in Age Interval													
0 - 120 days (0 - 4 months)	38	31	24	20	16	19	16	20	20	20	20	28	18
121 - 240 days (5 - 8 months)	20	21	23	23	22	19	19	13	10	8	9	10	12
241 - 360 days (9 - 12 months)	13	11	15	14	18	21	16	21	20	18	16	10	9
361 - 540 days (13 - 18 months)	17	17	18	8	9	7	14	14	12	18	20	23	20
> 540 days (> 18 months)	11	12	13	12	12	15	16	17	9	9	9	8	13
Guardianship - KNT													
Median Age (50 th percentile) *	148	113	83	67	63	74	71	57	49	55	64	77	75
# of Cases in Age Interval													
0 - 120 days (0 - 4 months)	54	68	65	59	71	73	67	70	75	79	75	61	57
121 - 240 days (5 - 8 months)	25	18	14	8	8	10	14	18	15	13	5	5	8
241 - 360 days (9 - 12 months)	21	17	18	14	10	9	5	4	4	6	10	10	8
361 - 540 days (13 - 18 months)	6	13	10	6	12	11	12	9	10	9	7	6	6
> 540 days (> 18 months)	14	13	13	9	9	9	9	9	8	8	9	7	9
Adoption - KNT													
Median Age (50 th percentile) *	193	238	254	224	261	306	297	301	356	244	351	193	182
# of Cases in Age Interval													
0 - 120 days (0 - 4 months)	24	20	19	26	19	19	25	18	18	25	18	27	30
121 - 240 days (5 - 8 months)	12	12	12	12	11	6	7	9	7	6	9	6	8
241 - 360 days (9 - 12 months)	7	7	6	7	9	11	10	9	6	4	2	4	3
361 - 540 days (13 - 18 months)	5	4	6	6	8	5	6	6	7	8	8	9	9
> 540 days (> 18 months)	20	21	57	19	19	22	22	18	19	19	20	19	19
Paternity - KNT													
Median Age (50 th percentile) *	105	92	89	98	99	93	94	98	96	107	96	104	104
# of Cases in Age Interval													
0 - 120 days (0 - 4 months)	172	190	204	195	183	191	178	176	151	139	115	122	104
121 - 240 days (5 - 8 months)	98	100	94	89	97	92	100	97	86	91	64	61	62
241 - 360 days (9 - 12 months)	21	22	26	30	24	16	11	8	11	13	14	16	15
361 - 540 days (13 - 18 months)	6	7	10	7	7	8	9	8	4	4	3	3	2
> 540 days (> 18 months)	0	1	0	0	0	0	0	0	1	1	1	1	2
General Civil⁽¹⁾ - KNT													
Median Age (50 th percentile) *	167	160	163	161	143	149	154	155	153	167	151	160	166
# of Cases in Age Interval													
0 - 120 days (0 - 4 months)	1206	1319	1238	1222	1325	1273	1285	1255	1242	1152	1292	1232	1150
121 - 240 days (5 - 8 months)	675	635	599	530	553	591	596	608	604	590	644	616	610
241 - 360 days (9 - 12 months)	502	499	491	486	463	437	409	398	398	418	414	423	441
361 - 540 days (13 - 18 months)	443	417	402	391	434	471	490	486	494	502	474	446	429
541 - 720 days (19 - 24 months)	141	140	129	108	91	87	93	106	115	127	134	141	140
> 720 days (> 24 months)	86	86	75	70	45	51	49	53	51	52	49	55	52

* Age of active pending cases is time elapsed from filing date to the end of the reporting period, minus any suspense time (in appeal, stay, mediation, arbitration) if applicable. The "median age" indicates the age of half (50%) of the pending cases (half are more, half are less) than the number of days indicated in the table.

(1) "General Civil" includes all civil actions (including RALJ), except "Matters Filed with Clerk" (Tax Warrants, Abstract of Judgment, Foreign Judgment, and Transcript of Judgment), Domestic, Probate, Guardianship, Adoption, and Paternity cases.

Table 6. SEA/KNT Filings, Resolutions, and Pending Caseload as a Percentage of All Cases

	Feb 2010	Mar 2010	Apr 2010	May 2010	Jun 2010	Jul 2010	Aug 2010	Sep 2010	Oct 2010	Nov 2010	Dec 2010	Jan 2011	Feb 2011 ⁽¹⁾
Total Filings ⁽²⁾													
SEA - # of Cases Filed	2187	2467	2309	2171	2322	2236	2296	2335	2109	2015	2127	2161	2126
KNT - # of Cases Filed	1207	1527	1404	1342	1457	1459	1492	1438	1365	1105	1633	1497	1255
SEA %	64%	62%	62%	62%	61%	61%	61%	62%	61%	65%	57%	59%	63%
KNT %	36%	38%	38%	38%	39%	39%	39%	38%	39%	35%	43%	41%	37%
Total Cases Assigned													
SEA - # of Cases Assigned	1379	1518	1431	1327	1420	1383	1413	1464	1301	1245	1247	1282	1239
KNT - # of Cases Assigned	713	876	766	772	790	774	753	755	715	571	900	787	683
SEA %	66%	63%	65%	63%	64%	64%	65%	66%	65%	69%	58%	62%	65%
KNT %	34%	37%	35%	37%	36%	36%	35%	34%	35%	31%	42%	38%	35%
Total Resolutions ⁽²⁾													
SEA - # of Cases Resolved	2170	2602	2492	2506	2392	2354	2428	2358	2240	2143	2523	2423	2240
KNT - # of Cases Resolved	1392	1404	1607	1460	1469	1582	1576	1464	1521	1217	1670	1643	1423
SEA %	61%	65%	61%	63%	62%	60%	61%	62%	60%	64%	60%	60%	61%
KNT %	39%	35%	39%	37%	38%	40%	39%	38%	40%	36%	40%	40%	39%
Total Pending Cases ⁽²⁾													
SEA - # of Cases Pending	11987	11866	11723	11271	11309	11277	11201	11258	11137	11084	10763	10581	10513
KNT - # of Cases Pending	5357	5513	5354	5210	5281	5257	5267	5285	5182	5145	5168	5101	5004
SEA %	69%	68%	69%	68%	68%	68%	68%	68%	68%	68%	68%	68%	68%
KNT %	31%	32%	31%	32%	32%	32%	32%	32%	32%	32%	32%	32%	32%

Note: Include civil actions (including RALJ, asbestos cases), except "Matters Filed with Clerk" (Tax Warrants, Abstract of Judgment, Foreign Judgment, and Transcript of Judgment), domestic, probate, guardianship, adoption, and paternity cases.

- (1) Reflects all documents received by **03/15/2011**.
- (2) These categories include cases (case types 2, 3, 4 and 5) with no assignment to judges.

Table 7. Asbestos Cases: Filings, Resolutions, Pending Resolution

	Mar 2010	Apr 2010	May 2010	Jun 2010	Jul 2010	Aug 2010	Sep 2010	Oct 2010	Nov 2010	Dec 2010	Jan 2011	Feb 2011
Filings	3	1	1	4	3	2	6	1	0	2	1	1
Resolutions	6	15	10	1	10	1	0	2	3	5	0	1
Pending Resolution by Filing Year *	<= 1993	0	0	0	0	0	0	0	0	0	0	0
	1994	0	0	0	0	0	0	0	0	0	0	0
	1995	0	0	0	0	0	0	0	0	0	0	0
	1996	0	0	0	0	0	0	0	0	0	0	0
	1997	0	0	0	0	0	0	0	0	0	0	0
	1998	0	0	0	0	0	0	0	0	0	0	0
	1999	0	0	0	0	0	0	0	0	0	0	0
	2000	0	0	0	0	0	0	0	0	0	0	0
	2001	1	1	1	1	1	1	1	1	1	1	1
	2002	3	2	2	2	1	1	1	1	0	0	0
	2003	1	1	1	1	0	0	0	0	0	0	0
	2004	12	7	7	7	6	6	6	6	6	6	6
	2005	4	4	4	3	3	3	3	3	3	3	3
	2006	8	7	5	5	5	5	5	5	5	5	5
	2007	17	11	8	8	7	7	7	7	7	10	10
	2008	14	17	15	15	12	12	12	12	12	14	14
	2009	26	27	27	27	26	25	25	24	24	22	22
	2010	5	8	10	14	18	19	25	24	21	25	25
	2010											1
Total	91	85	80	83	79	79	85	83	79	86	87	

* Including "ACT", "RSTY", and "RAPP" status.

Bankruptcy cases are treated as "resolved and completed" cases and therefore no longer counted in this table starting March 2005.

Appendix Glossary and Definition

Active Status

A case is active if it is not on suspense status (see Suspense Status).

Adjustment

The adjustment for pending cases that are related to suspense and reactivation.

Adoption Cases

This reporting category includes the following “cause-of-action” codes within SCOMIS case type 5:

- Relinquishment (REL)
- Termination of Parent/Child Relationship (TER)
- Adoption (ADP)
- Miscellaneous (MSC)
- Name Change - Confidential (CHN)
- Initial Pre-Placement Report Filed with Clerk (PPR)

Annual Filings

Total number of new case filings during the calendar year (January 1 to December 31)

Case

A case is defined as a filing with an assigned case number.

Case Age

The age of a case is the time (number of days) since the filing date, less any suspense time if applicable.

General Civil Cases (excl. RALJ)

“General Civil” include all civil matters other than appeals from courts of limited jurisdiction and “Matters Filed with Clerk”. Domestic, Probate, Guardianship, Adoption, and Paternity cases. “General Civil” include small claims as identified by the “Small Claim Track”. This reporting category includes the following “cause-of-action” codes within SCOMIS case type 2:

- Administrative Law Review (ALR)
- Change of Name - Non-Confidential (CHN)
- Collection (COL)
- Commercial (COM)
- Condemnation (CON)
- Appeal of a Department of Licensing Revocation (DOL)
- Domestic Violence Protection (DVP)
- Emancipation of Minor (EOM)
- Foreclosure (FOR)
- Civil Harassment (HAR)
- Injunction (INJ)
- Other Malpractice (MAL)
- Medical Malpractice (MED)
- Meretricious Relationship (MER)
- Malicious Harassment (MHA)
- Miscellaneous (MSC)
- Minor Settlement (MST) - *as of 10/1/96, under Guardianship*
- Petition of Civil Commitment- Sexual Predator (PCC)
- Property Fairness (PFA)
- Personal Injury (PIN)
- Property Damage (PRP)
- Quiet Title (QTI)
- Small Claims (LCA/LCI on “Small Claim Track”)
- Seizure of Property from the Commission of a Crime (SPC)
- Seizure of Property Resulting from a Crime (SPR)
- Tort Motor Vehicle (TMV)
- Tort Other (TTO)
- Unlawful Detainer (UND)
- Wrongful Death (WDE)
- Writ of Habeas Corpus (WHC)
- Miscellaneous Writ (WMW)
- Writ of Mandamus (WRM)
- Writ of Restitution (WRR)
- Writ of Review (WRV)

Completion

A case is completed when dispositive document is filed with the court following resolution.

Domestic Cases

This reporting category includes the following “cause-of-action” codes within SCOMIS case type 3:

- Annulment – Invalidity (INV)
- Child Custody (CUS)
- Dissolution With Children Of The Marriage (DIC)
- Dissolution With No Children Of The Marriage (DIN)
- Dissolution of Domestic Partnership – With Children (DPC)
- Dissolution of Domestic Partnership – With No Children (DPN)
- Foreign Judgment (FJU)
- Invalidity – Domestic Partnership (INP)
- Mandatory Wage Assignment (MWA)
- Miscellaneous (MSC)

- Modification (MOD)
- Modification – Support Only (MDS)
- Out-Of-State Child Custody (OSC)
- Parenting Plan / Child Support (PPS)
- Reciprocal, Respondent In-County (RIC)
- Reciprocal, Respondent Out-of-County (ROC)
- Legal Separation (SEP)
- Legal Separation – Domestic Partnership (SPD)

End Pending

Total number of pending cases at the end of reporting period.

Guardianship Cases

This reporting category includes the following “cause-of-action” codes within SCOMIS case type 4:

- Guardianship/Estate (G/E)
- Guardianship (GND)
- Limited Guardianship (LGD)
- Minor Settlement (MST)

Median Age

The median age is the time that 50% of the cases are under and 50% are above the given age. For example, if pending cases have a median age of 12 months, it means that 50% of the pending cases are within the age of 12 months, and 50% of pending cases are over 12 months. The median age is more robust to cases with extreme age values than the average age.

Number of Resolutions

Total number of cases resolved during the reporting period.

Paternity Cases

This reporting category includes the following “cause-of-action” codes within SCOMIS case type 5:

- Modification (MOD)
- Paternity (PAT)
- Paternity/URES/EIFSA (PUR)

Pending Case

A case is defined as pending if it is unresolved and active (not in suspense).

Previous Pending

Total number of pending cases at the beginning of reporting period.

Probate Cases

This reporting category includes the following “cause-of-action” codes within SCOMIS case type 4:

- Absentee (ABS)
- Disclaimer (DSC)
- Estate (EST)
- Foreign Will (FNW)
- Miscellaneous (MSC)
- Non-Probate Notice to Creditors (NNC)
- Will Only (WLL)
- Other Non-specified Resolutions

Reactivated Case

A case returns to active status from suspense status during the reporting period.

Resolution

A case is resolved if all issues in the complaint are fully adjudicated.

Suspended Case

A case is placed in suspense status from active status during the reporting period.

Suspense Status

A case is on suspense status if it is on warrant, appeal, stay, mediation, arbitration (“Deferred Prosecution” is not a suspense status, but is treated as a resolution).

Suspense Time

Time (days) that a case is on suspense status before its resolution. If a case has more than one suspense between filing and resolution, the suspense time is the total from all suspenses. Time on suspense status after resolution (e.g., appeals) is not counted.